

# BHQG

## BRANT QUILTERS VOICE

December 11, 2014



IT'S GOING TO BE CANADA'S SESQUISENSATIONAL in 2017 AS CANADA CELEBRATES ITS 150TH BIRTHDAY!

### DECEMBER MEETING

Our December meeting will be a Pot Luck Dinner. Come one, come all, for an evening filled with Christmas fun.

Doors will open at 6:00 p.m. and Dinner will be served at 6:30 p.m.

Surnames A - L are to bring desserts. Surnames M - Z are to bring first course items.

*Patricia Ryckman-Fleming*  
Program Chair



### REFRESHMENTS POTLUCK AT 6:30 PM

Please bring your own dishes.

Activities start shortly after the meal.

### HAPPY DECEMBER BIRTHDAY

Liz Martin

(If your birthday greeting does not appear in this column, it is most likely that you did not provide it. Only half have provided it on their application form.)



### NOVEMBER DRAW WINNERS!

**FIND THE THIMBLE:** Georgie Szabo

**50 / 50 DRAW:** Linda Raney

**DOOR PRIZES:** Sarah Yetman & Norma Lankin

Knock Knock  
Who's There?  
Madam  
Madam Who  
Madam foot's stuck in the door!

### NEWSLETTER DEADLINE

Deadline: 3rd Friday of each month

NEXT DEADLINE: DECEMBER 15, 2014 FOR THE  
January issue

√ Name Tags

√ Pop Tabs

√ Library Books

√ NEW BOM—SWEET DREAMS

√ Finished Cuddle Quilts

√ 50 / 50 Draw: \$1 a ticket, 3 for \$2

√ STRIPPERS EXCHANGE —BLUES—9 in total, 11" x 42"

√ Find the thimble

√ Outreach Meeting, first Monday of the month

√ Money for Spring Retreat / Early Bird Draw

### CHECKLIST

### DECEMBER 11TH MEETING

DOORS OPEN AT 6:00 PM

Supper at 6:30 PM

St. George United Church

9 Beverly Street East • St. George • ON



### DEMOS

Demos will resume in January 2015 at a new time and with a twist between traditional and modern quilting. Stay tuned for the January newsletter for more details.

*Roseline*

### THE HIDDEN THIMBLE

Find the hidden thimble in the newsletter.

Email Aline or leave her a note at the Membership Table to let her know where it is located and you will be entered into a draw to win a prize. You have to be present at the following meeting to be eligible for the prize draw.

### BHQG EXECUTIVE MEETING

Thursday, Nov. 27, 6 PM

followed by

### QUILT SHOW FOLLOW-UP MEETING


7 - 8:30 PM

Blue Dog Café, 199 Brant Avenue, Brantford



### CUDDLE QUILT / OUTREACH MEETING

December 1, 10:00 AM at Rica home



### President's Pieciful Corner

It is at this time of the year that we are reminded of the needs of people in our own community. Throughout the year, our BHQG Outreach group has been hard at work making quilts and donating them to organisations in our community.

Should you wish to join this worthy project, why not speak to Rica who opens up her home once a month for us to come over to piece and quilt beautiful items with donated fabrics. If you are unable to attend and you wish to work from your home at your own speed and leisure, speak to Rica as she can prepare fabric for you to sew a quilt together for a Worthy Cause!



**Roseline Dufour**

*President*

[roselineduf@hotmail.com](mailto:roselineduf@hotmail.com)



### **LIBRARY NEWS**

Seasons Greetings Fellow Quilters!

This month's new addition to our library is a donation from a past president - Joan Campbell. The book is entitled -

The Ultimate Quilting Bible - a complete reference book with step by step techniques.

Next month we will be starting the "*Magazine of the Month*" - which can be signed out, and will be collected and put in the auction at the end of the year.

Should you wish to reserve any books, please email me and I will hold them for you.

Merry Christmas and Happy New Year!

Your library team!

**Kim Callaghan** [kimberly.callaghan@hotmail.com](mailto:kimberly.callaghan@hotmail.com)

**Sue Webster & Betty Stevenson**

### **EXECUTIVE 2014-2015**

President	Roseline Dufour
Past President / Nominating	Anne Maguire
Vice President	Sue Baldauf
Recording Secretary	Kay Boyd
Treasurer	Anne Maguire
Membership / Greeters Social Correspondence	Aline Chan Sue Green / Audrey Bomberry
Program Committee Chair	Patricia Ryckman-Fleming
Workshop Chair	Mary Connan / Lorraine Gerald
Newsletter	Aline Chan
Library:	Kim Callaghan Sue Archer, Betty Stevenson
Quilt Show Chair	Roseline Dufour

### **COMMITTEES**

Retreats / Bus Trips Chair	Sue Baldauf
Quilt Rack Rentals	Sue Baldauf
Outreach: Cuddle Quilts	Rica Maguire/Stephanie Nemeth
Outreach— Touch Quilts	Aline Chan
Historian	Roseline Dufour
Photography	Linda Rainey
Quilt Documentation / Archives	Carol Hunter-Ward
Socials / Potlucks	Joy Archer / Mary Connan
Pop Tabs	Bonnie MacDonald
50/50 Draws	Anne MacFarlane / Gay Spong
Block of the Month Chair	Sue Baldauf
Publicity / CQA contact	Deb Desforges
Scholarship	Sue Baldauf
New Member Facilitators	Cathy Eagles / Leela Chan
Website	Mac MacLaggan

Replacement Guild Lanyards \$6

### **QUILTING TIPS - CHRISTMAS ORNAMENTS**

It can be a happy time preparing for Christmas if you start early. Each year find a different Christmas ornament to make for your own special people. Your ornaments can be made with Christmas fabrics or fabrics to match someone's special décor. These are lovely little gifts to give and receive and keepsake items for everyone on your list. Keep the ornaments to similar sizes. Try different tree ornaments such as a flat Christmas ball, star, rocking horse, stocking, snowman, tree, gingerbread man, etc. Decorate them with fancy threads and stitches using machine embroidery, hand embroidery, beads, lace, ribbons, buttons, etc. Everyone will enjoy receiving a beautiful little gift that has been lovingly made for them. **Patricia Ryckman-Fleming**





## CHRISTMAS PROGRAM

Come all and celebrate the season with your quilting friends on December 11<sup>th</sup>. Our Christmas Program that starts after the potluck meal at approximately 7:00 pm, will see members participating in interactive games, singing quilters' songs, collecting free quilting patterns, tracing quilting patterns and playing a scavenger hunt. (see list below). Also a show and tell of Christmas quilted and miscellaneous items will close off our evening. Maybe a few surprises are in the works? Hope to see as many of you there as possible.

### Scavenger Hunt

Here is the list of items to be brought to our Christmas evening. As you will be working as a team you do not need to bring all items. Have fun!

- ⇒ Bring a booklet of our 2014 Quilt Show
- ⇒ Bring a ticket stub of any guild raffle quilt
- ⇒ Bring a quilt book by someone who has spoken at our guild meeting
- ⇒ Bring a wooden spool
- ⇒ Bring a thimble
- ⇒ Bring our guild newsletter
- ⇒ Bring the ugliest fabric from your stash
- ⇒ Bring the oldest unfinished quilting project you have
- ⇒ Bring an awl
- ⇒ Bring the smallest size ruler that you own
- ⇒ Bring a guild pin
- ⇒ Bring a Christmas-themed button



### FOR SALE

#### JANOME 644D SERGER

Literally brand new, only used to take 2 lessons.  
I just have no use for it.

Included: 2 extra attachments new, still in the boxes

- piping foot
- gathering attachment
- instruction book, tool kit
- instruction DVD
- 2 sets of thread
- spools of 'Woolly Nylon' thread

Paid \$589.00 (tax incl)

Sale price \$250

Linda 519-753-7548 [norlin@rogers.com](mailto:norlin@rogers.com)



### READ PLEATER SMOCKING MACHINE 16 ROW and

#### POWER MOTOR DRIVE

- ⇒ Electric motor drive unit with foot control, leaves hands to feed the fabric uniformly.
- ⇒ Comes complete with the foot pedal for smooth operation.
- ⇒ Driver fits over turn handle on the pleater and is retractable when not in operation.

Great pleater and power machine, manuals, an assortment of pattern books, a binder of patterns and craft patterns to smock.

\$200.00 for everything

Linda 519 753-7548

[norlin@rogers.com](mailto:norlin@rogers.com)



## OF INTEREST TO QUILTERS

**April 24 & 25, 2015** Mississauga Quilters Guild "Off the Walls and Under the Covers", Burnhamthorpe Community Centre, 1500 Gulleden Drive, \$7. [kayemonk@rogers.com](mailto:kayemonk@rogers.com)

**May 2 & 3, 2015** Quilted Odyssey 2015, Brampton Quilters' Guild Quilt Show, Jim Archdekin Recreation Centre 292 Conestoga Drive, Brampton L6Z 3M1  
<http://bqguild.wordpress.com>

**May 10 - Sept 27, 2015**  
Grand National, Joseph Schneider Haus, Kitchener  
[www.grandnationalquiltshow.ca](http://www.grandnationalquiltshow.ca)

**June 6 & 7, 2015** Arnprior & Area Quilters Guild Show, Quilting in the Valley, [arnpriorquilters@gmail.com](mailto:arnpriorquilters@gmail.com)

**June 6 & 7, 2015** Stitching Among Friends, Quilting Corners Guild, Alliston Curling Rink. Alliston. Quilt display, Penny auction, Tea Room, Quilt Raffle, Demos, Merchant Mall.  
[Judy.cotter@yahoo.ca](mailto:Judy.cotter@yahoo.ca)

**June 5 & 6** Grand Quilt Guild presents Quilts on the Grand" at the Centre Wellington Community Sportplex, Ferguson. lunch/tea, raffles, memorial display, community projects, guild challenge, door prizes, merchants mall, viewer's choice.  
[www.grandquiltguild.ca](http://www.grandquiltguild.ca) / [blm@execulink.com](mailto:blm@execulink.com)



## BHQG

## BHQG PINS - \$5 only

Proudly wear a BHQG Guild pin. Please see Aline to purchase one.

## REACHING OUT TO GUILD MEMBERS

Do you know a Guild Member who is sick or has lost a loved one? The Guild sends out "Get Well/ Sympathy" cards to members. Please send a note to Aline. We rely on your information to reach out to our quilting friends.

## Show & Tell Themes

2014-2015

December	The Little Match Girl
January	Tips of the Trade
February	I Love My Tool
March	Borders! Borders And Then Borders!
April	Fool you! It isn't what it looks like
May	I-ron
June	My Favourite Unfinished Quilt Top

## GUESTS

A fee of \$5.00 per meeting is charged for all guests attending each meeting.



## BOOK REVIEW

### ULTIMATE QUILTING BIBLE: A Complete Reference with Step-by-Step Techniques by Marie Clayton

Every quilter will want to own this comprehensive and accessible guide to machine and hand quilting, as well as patchwork and appliqué. Each chapter is devoted to one key area of quilting, including basic skills, advanced techniques, embellishments, designing and adapting, caring for quilts and connections, and making a quilt top.



With Marie Clayton's wonderfully clear instructions, and hundreds of illustrations and diagrams showing each stage of the process, this will be the one resource needle crafters turn to time and time again. *Aline Chan*

## PLEASE EXTEND A WARM WELCOME TO NEW MEMBERS:



BECKERMAN, Rocky  
34 Telfer Court  
Paris N3L 3S9  
519 771-4123  
[mrsb2@rogers.com](mailto:mrsb2@rogers.com)

CREER, Marilyne  
610-101 Governors Rd.  
Dundas L9H 6L7  
905-628-2310  
[mcreer@cogeco.ca](mailto:mcreer@cogeco.ca)

HARDING, Gwen  
68 9<sup>th</sup> Avenue  
Brantford ON N3S 1E4  
519 759-2586  
[tweetytwirl@hotmail.com](mailto:tweetytwirl@hotmail.com)

GILL, Kitty  
96 Seventh Ave.  
Brantford N3S 1B8  
519 758-8271  
[calypso00@rogers.com](mailto:calypso00@rogers.com)

TAYLOR, Cindy  
27 Kensington Ave.  
Brantford ON N3R 3N6  
519 756-7671  
[missavonlea@hotmail.com](mailto:missavonlea@hotmail.com)

BRANT HERITAGE QUILTERS GUILD publishes the *BRANT QUILTERS VOICE* ten times a year. Editor: Aline Chan

We welcome editorial contributions and submissions. You may email submissions to [alinchan@rogers.com](mailto:alinchan@rogers.com)

**Advertising Policy:** Advertisement of a product or service does not indicate endorsement by the publisher. Publisher does not assume any responsibility by warranty or otherwise with respect to products or services advertised.

**SIGNING OF THE MEMBERSHIP APPLICATION AND CHECKING THE APPROPRIATE BOX** gives us permission to send you Guild-related notices / announcements. To unsubscribe, please email the editor with the words 'unsubscribe' on the subject line.

## SWEET DREAMS

DECEMBER 2014 - CHOCOLATE BUTTER CREAM and MOCHA MELTAWAY



Dear Dreamers,

Thank you for joining our SWEET DREAMS project. Unlike other years, this project will last 14 months and take us right to December 2015. There are 13 different SWEET DREAMS blocks, 12 filler blocks called Mocha Meltaway and then 4 corner blocks in the border.

The initial instructions indicated you would make 2 blocks each month. This would be one new Sweet Dream block and if you wish, one filler block Mocha Meltaway.

In December, everyone will receive SWEET DREAMS #2 Chocolate Butter Cream and SWEET DREAMS #14 Mocha Meltaway. The print copies will be at the guild meeting and the pdf copies will be sent at the beginning of December.

Sweet Dreams & Happy Holidays to everyone!

BOM committee - *Sue Baldauf, Aline Chan, Joanne Beard, Roseline Dufour, Sue Green, Judy Taylor and Helen Harper*

# SPRING RETREAT 2015

This year's BHQG Spring Retreat 2015 'Quilt Fling Chapter 25' will be held on the weekend of April 17-19, 2015 at Five Oaks in Paris, Ontario.

To celebrate 25 years, our theme is **SILVER ANNIVERSARY**. Once again, your planning committee is working hard to always surprise you with something different. Think BLING.

**THE MYSTERY DINNER THEATRE IS BACK WITH A STORY OF INTRIGUE.**

**THE BLOCK KIT IS HOURGLASS.**

Please complete the Registration form found in this newsletter and submit it with a minimum \$50 deposit to hold your spot. Spaces are going quickly with less than half of the spaces still available. Payment Details - Sign up with registration form and money.

The EARLY BIRD DRAW will be held at the December meeting for those members who have made full payment by the time of the draw.

The cost for this all-inclusive weekend is \$235 per person sharing a double room. A limited number of single rooms are available at \$290 for those persons with special needs.

### INSTALLMENT PLAN - POSTDATED CHEQUES

Double - Deposit \$50 dated December 1, PLUS \$85 dated Feb 1, 2015 and \$100 dated Mar 1, 2015, totaling \$235

Single - Deposit \$50 dated December 1 PLUS \$140 dated Feb 1, 2015 and \$100 dated Mar 1, 2015, totaling \$290

Your BHQG Spring Retreat Planning Committee:

*Sue Baldauf, Joanne Beard, Aline Chan, Roseline Dufour, Helen Harper, Sue Green and Ann Verth*

## WORKSHOPS

**SMOKEY HOLLOW ESTATES, 114 POWERLINE RD., BRANTFORD, EAST OF THE GRETZKY PARKWAY**

Members got off to a great start on their THREE DUDES quilt at our last workshop. The various colour choices were amazing. 🧵 We can't wait to see the completed projects!

⇒ There will be no workshop in December as things get pretty busy at this time of year but save the date of **January 10th for a UFO workshop**. This is the perfect timing for a relaxing, no stress sewing day and a chance to complete some projects.

**January 10  
UFO Workshop**

**SAVE  
THE  
DATE!**

Make your point and keep on quilting!

Your Workshop Committee, *Mary Connan & Lorraine Girdali*

**SPRING RETREAT 2015 QUILT FLING Chapter 25**  
**SILVER ANNIVERSARY**  
**April 17 - 19, 2015**  
**FIVE OAKS CONFERENCE CENTER, PARIS**  
REGISTRATION FORM

NAME - \_\_\_\_\_

ADDRESS - \_\_\_\_\_

EMAIL ADDRESS - \_\_\_\_\_

PHONE # (home) \_\_\_\_\_ (cell) \_\_\_\_\_

CONTACT PERSON (in case of emergency) - \_\_\_\_\_

Medical Dietary Needs (be specific)- \_\_\_\_\_

**WORKSHOP CHOICE** (Please circle one)

1. TBA - Class taught by Aline Chan                      or                      2. UFO (unlimited spaces)

**COST** - \$235 per person sharing a double room

A limited number of single rooms are available at \$290 for persons with special needs.

**PAYMENT DETAILS** - Cheques made payable to BHQG Spring Retreat 2015.

1. ALL REGISTRATIONS REQUIRE A **\$50** DEPOSIT.

2. EARLY BIRD OPTION - Full payment by Dec.11,2014 guild meeting qualifies for the draw.

3. INSTALLMENT PLAN - Postdated cheques.

Double room - \$ 85 dated February 1, 2015 and \$100 dated March 1, 2015.

Single room \$140 dated February 1, 2015 and \$100 dated March 1, 2015.

PAYMENT ACCEPTED by cash, cheque or money order.

NSF CHEQUES POLICY will be charged an additional \$35.

CANCELLATION POLICY - Refunds are at the discretion of the BHQG Spring Retreat committee.

**ACCOMMODATIONS**

Do you need any special accommodations considerations. Please give details.

\_\_\_\_\_

Rooms will be pre-assigned. If you wish to share with a specific person, please specify.

\_\_\_\_\_

I hereby release the Brant Heritage Quilters Guild from any loss, injury or damage of any nature, including death, while I am attending this retreat.

Signature \_\_\_\_\_ Date \_\_\_\_\_

Contact - Susan Baldauf, BHQG Spring Retreat 2015, [suebaldauf@hotmail.com](mailto:suebaldauf@hotmail.com) 519-449-5993

## THE FABRIC OF OUR LIVES Quilt Show 2014



## Update

### FINAL WORD



What a great time we had! Eighteen months ago, we embarked on a journey that would produce a high quality quilt show. We established the goals to:

- 1) Showcase our quilts and guild members' work
- 2) Raise the profile of quilting / our guild in the community
- 3) Promote quilting and encourage young people's involvement.

Did we meet our goals? We certainly did! The wonderful display of quilts, regardless of their size or pattern, pervaded our visual sense. Young or old alike, individuals meandered throughout the show and admired the stitching and beautiful works of art before them. So you see, we did meet our goals!

Some of you may be wondering about the numbers. The attendance number reached over 810 paid visitors. Guild members, children under 12 and invited guests do not figure in the attendance number. What a successful attendance!

What about the budget? Numbers are still being crunched but I can assure you that we did quite well, profit-wise. The budget will be shared with you once it is finalized.

Your enthusiasm was evident and your hard work in finishing your quilts provided us with a display that was overwhelming and appreciated by our many visitors. Did you know that 58 members contributed to the show? WOW! That means 89% of BHQG members contributed. Kudos to you all!

The Steering Committee had such a great time working together. It was a beautiful experience. I hope that others will consider joining our team to be part of our 2018 quilt show.



Roseline Dufour

Chair

The Fabric of Our Lives - 2014 BHQG Quilt Show

## THE TRAIN

At birth we board the train and meet our parents. We believe they will always travel by our side. However, at some station, our parents have (or eventually will) stepped down from the train, leaving us on this journey alone.

As time goes by, others board the train; many are very significant (i.e. siblings, friends, children, even the love of our life). Many step down, leaving a permanent vacuum. Others go so unnoticed that we don't realize they have vacated their seats. This train ride is full of joy, sorrow, fantasy, expectations, hellos, goodbyes and farewells. Success consists of having a good relationship with all passengers, requiring that we give the best of ourselves.

The mystery for everyone is: We do not know at which station we ourselves will step down. So we must live in the best way: love, forgive and offer the best of who we are. It is important to do this, because, when the time comes for us to step down and leave our seat empty we want to leave behind beautiful memories for those who will continue to travel on the train of life.

We wish you a joyful journey on this train. Reap success and give lots of love. More importantly, thank everyone for taking the journey with us.

Lastly, we thank you for being one of the passengers on our train.



*Cherished pieces*  
For Quilters & Sewists

133 Broadway St  
Tilsonburg 519.842.2658

Tues- Fri 10am - 4 pm  
Sat 9 am - 3 pm

Full Collection of Tim Holtz Fabric  
in stock

Bertie's Winter Kit Now Available

[www.CherishedPieces.com](http://www.CherishedPieces.com)

## SUPPORT OUR ADVERTISERS

THEY SUPPORT US!




Simply Canadian.  
Simply Online.

*Batiks &  
Fabrics with Flare*

*Flare Fabrics*  
BATIKS AND BOLD COTTONS

info@flarefabrics.ca  
1-888-973-5273

[www.flarefabrics.ca](http://www.flarefabrics.ca)



THE *Quilting BEE*

is the NEW ONTARIO DISTRIBUTOR for

ABM Innova manufactures the highest quality state-of-the-art quilting machines that will enhance your quilts, improve your productivity, increase your excitement and ENSURE YOUR SUCCESS! INNOVA ... the choice of professionals!

**INNOVA**  
Innovative Quilting Systems

After your machine comes home, service and support are everything.

155 Highway 20 West, Fonthill, Ontario L0S 1E0 • 905-892-7926 • [www.thequiltingbee.com](http://www.thequiltingbee.com) Find us on Facebook

**Canadian Distributor of  
Innova Longarm Quilting  
Systems**

**INNOVA**  
Innovative Quilting Systems



# HAMILTON SEWING MACHINES

We are pleased to announce there are *NEW Features* for the *Handi Quilter* Professional LongArm Systems ~ *Designed by a Quilter, for Quilters.*

## *HQ<sup>24</sup> Fusion*

*Where Function Meets Vision*

Sometimes a quilter's vision needs room to expand. The HQ<sup>24</sup> Fusion® offers precision stitching, personal lighting options and a full 20" of quilting space so you can quilt even the biggest ideas. Stitch regulation with precision control provides consistent stitch quality from 4 stitches per inch up to 24 stitches per inch. Bring home a quilting system with high-end technology and precision function today!



## *HQ Sweet Sixteen*

provides you the features, benefits and advantages of a longarm quilting system at an affordable price.

Sixteen inches of throat space gives you room to quilt even a king-size quilt. The powerful motor handles quilting with ease and stitches up to 1500 stitches-per-minute. Choose your three favorite top speed settings, on the easy-to-use color touch screen. Interchangeable Handi feet. Low bobbin estimator. Baste stitches.

## *Special Machine & Accessory Packages Available*

0% Financing O.A.C.

Receive a  
25% Off  
Machine Access  
Gift Certificate

Included with your purchase is our Unlimited Assistance  
All purchases are supported with our continuing educational  
in sewing, serging, quilting & embroidery classes.

We Honor All  
Handi-Quilter  
Warranties

After being in business for over 25 years, we are confident in guaranteeing our after sales support.

**Visit Us Anytime for Your Personal Demonstration**

***Guild Members Save 25 % Off Fabric Everyday***

1564 Main St W, Hamilton, ON

Phone: 905 527 6794

Email: [michele@hamiltonsewing.com](mailto:michele@hamiltonsewing.com)

Website: [www.hamiltonsewing.com](http://www.hamiltonsewing.com)



# Heirloom Treasures

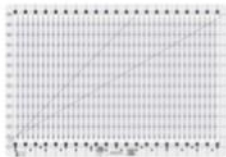
*Your local source for fine fabrics and sewing supplies for all your quilting and heirloom sewing needs*

- 100% Cotton Solids & Prints
- Machine Embroidery Designs
- large selection of Books & Patterns

- complete line of Floriani Stabilizers, Batting & Threads
- complete line of Sulky Rayon, Cotton & Blendables Threads
- Creative Grids Rulers and other innovative notions

**Shop anytime in our secure on-line studio at [www.heirloomtreasures.ca](http://www.heirloomtreasures.ca)**

## New Creative Grids Rulers



*Creative Grids Stripology Ruler - want more time to sew? Reduce your rotary cutting time by up to 75% with the Stripology ruler. Cut your full width fabric and fat quarters into the most popular pre-cuts on the market - 1 1/2" & 2 1/2" strips; 5" & 10" squares. This ruler makes cutting a no-brainer! Need to cut in 1/4" increments? No problem - just follow the chart included in the instructions and use the 1/4" line on the ruler. Use this tool to create all of the projects in the Stripology program or any pattern that features pre-cuts. \$54.95*



*Creative Grids Strip Smart Mini Template - miniature blocks and projects have never been easier! Now all of them - and so many more - can be created by sewing a combination of strips together or sub-cutting 1 1/2 inch to 3 1/2 inch strips. The magic is in the center square. By rotating this square, you can cut half and quarter square triangles using the same tool! The lettered markings on the template are duplicated in the patterns so placement is a snap! \$16.45*

132 Governors Rd E., Paris, ON

519-774-5164

[www.heirloomtreasures.ca](http://www.heirloomtreasures.ca)

## Pillowcase Dresses

I sew pillowcase dresses for Africa. People donate pillowcases and laces, ribbons, rick rack, etc. for us to make these dresses.

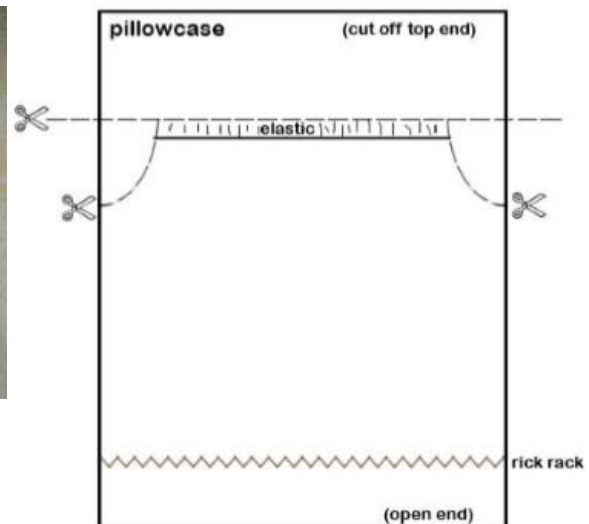
### METHOD

Cut the top off the pillowcase depending on the length you want. A queen size pillowcase makes a size 6. A small pillowcase makes a size 2.

Make a casing for elastic on the top edges. Use seam binding to bind the armhole edges. I prefer to make a casing on the armhole edges, leaving the top open. I thread ribbon through the casing and tie it at the top. The little child can lengthen or shorten the dress with the ribbon.

I decorate the bottom edge with rick rack.

I often put pockets and insert ribbons or hair elastics for the children.



*Aline*