

BHQG**BRANT QUILTERS VOICE**
April 12, 2018**APRIL PROGRAM**

Rulers, rulers, rulers! We asked our members to bring in rulers that you did not quite know how to use. For this month's Program, we will attend Quilt University to learn all about rulers! Six members will show you how they use six of these rulers. The Round Robin format will allow you to visit six stations to get a general idea on how they are used. The presenters are:

Sue B.- Square in a Square

Sarah Y. – Flying Geese

Rica M. – Double Circle/ Double Diamond

Mary C. – Square

Roseline D. – Diagonal Triangle Set

Kay B. – Kay's English Half-Square Triangle

Who knew school will be so much fun!

Roseline Dufour, Program Chair**WELCOME NEW MEMBERS AND GUESTS**

Please turn to the person on both sides of you and introduce yourself. Make our members and guests feel welcome.

DID YOU KNOW...

- that April birthstone is the Diamond and the flower is the Sweet Pea or the daisy.
- that one of the most famous April Fool's Day jokes was the 1957 Swiss Spaghetti Harvest – a documentary that convinced many in the UK that spaghetti grows on trees and can be cultivated by soaking a noodle in tomato sauce.
- that another joke was in 1998, when Burger King introduced the left-handed Whopper, a sandwich designed specifically for lefties that featured the condiments placed on it in reverse order.
- that International Earth Day was started in 1970.
- that the world's first plastic-free aisle is open in a Netherlands supermarket with more than 700 plastic-free products including meat, rice, sauces, dairy, chocolate, cereals, yogurt, snacks, fresh fruit and vegetables.

CHECKLIST**Name Tags**

- ✓ Find the thimble
- ✓ Pop / beer / cat food tabs/ contest
- ✓ BOM
- ✓ Cuddle Quilts / Outreach – Take a kit home
- ✓ 50 / 50 Draw: \$1 a ticket, 3 for \$2
- ✓ **SHOW OFF YOUR SHOW & TELL** (sign sheet)
- ✓ Library opens at 6:15 PM & also at SEWcial
- ✓ **BHQG QUILT EXPO OCTOBER 19-20, 2018**

SEWcial Please join us on April 12 at 11AM, at St George United Church. A dedicated time to sew without interruption. There is space to pin baste or spray baste your quilts, get help, learn techniques or just sew.

**HAPPY BIRTHDAY****APRIL**

Carrie Browne	Kim Callaghan
Faye Duke	Loren Forrest
Jaime Griffis	Patty Hoogendoorn
Pennee Ingram	Bonnie Kelley
Shirley Kossowski	Ann Martin
Carolyn Robinson	Kyla Smith
Cindy Taylor	Joan Tressel

**NEWSLETTER DEADLINE****Deadline: 20th of each month**

NEXT DEADLINE: April 20 for the May issue. We solicit articles & request that they be kept to a 1/4 page / 200 word maximum.

BHQG QUILT EXPO 2018 MEETING

Tuesday, April 17, 5:30 PM
Brant Mutual Insurance Community Room
20 Holiday Drive, Brantford

BHQG EXECUTIVE MEETING

Tuesday, April 17, 6:30 PM
Brant Mutual Insurance Community Room

CUDDLE QUILT / OUTREACH

FIRST TUESDAY OF EACH MONTH
March 6: 10:00 AM at Rica Maguire's home



PRESIDENT'S CORNER

April holds promise of springtime. Despite our early taste of fine weather a month ago, we will soon be assured of real springtime as the crocus bloom and the tulips and daffodils appear. Let's work to keep our Earth beautiful.

Earth Day 2018 - April 22 will be dedicated to providing the information and inspiration needed to help end plastic pollution. Plastic is threatening our planet's survival, from poisoning and injuring marine life to disrupting human hormones, from littering our beaches and landscapes to clogging our streams and landfills.

How can I help in my quilting world? The blog *My Plastic Free Life*, formerly known as fake plastic fish, may help as it gives ideas about what I may choose to buy and how to recycle the plastic.

I am looking forward to seeing my first robin!

Sue Baldauf, President

<https://myplasticfreelife.com/>

Spring Retreat SPRING INTO SEWING March 23 - 24 - 25, 2018. Camp Trillium, Waterford Chapter 28

Our spring retreat was blessed by very beautiful weather making our gorgeous Rainbow Lake location even more stunning. Forty-seven participants arrived early on Friday ready to set up their sewing stations and get at it. We had lovely meals, fantastic vendors – The Quilt Place, Shakespeare, Red, Red Bobbin, Mount Pleasant and Cherished Pieces, Tillsonburg, and well lit, happy space for sewing. Thanks to the Quilt Retreat Committee for all of your efforts to make this a fabulous experience for all.

Through participation in the auctions and Bingo – we were able to donate \$300 back to Camp Trillium to help them with their good work.

Thanks to everyone involved. **SAVE THE DATE FOR NEXT YEAR – MARCH 29, 30, 31/ 2019.**



We have 103
registered Guild
members.

OFFICERS 2017-2018

President	Sue Baldauf
Past President/Nominations	Roseline Dufour
Vice President	Becky McAlister
Recording Secretary	Stephanie Nemeth
Treasurer	Anne Maguire
Membership Greeter	Aline Chan / Laurann Bivens Joan Tressel
Publicity/Info to CQA	Rose Marie Robinson
Program Committee Chair	Roseline Dufour, Sarah Yetman
Workshop	Lorraine Gerdali
Newsletter Editor	Aline Chan
QUILT EXPO CHAIR 2018	Roseline Dufour

COMMITTEES

Retreats / Bus Trips	Joanne Beard
Library: Kim Callaghan	Cathy Eagles, Susan Archer
Quilt Racks	Sue Baldauf
Outreach: Cuddle Quilts	Rica Maguire, Stephanie Nemeth
Historian	Roseline Dufour
Photography	Pam Turner / Rica Maguire
Quilt Documentation / Archives	Carol Hunter-Ward
Socials / Potlucks	Mary Connan
Pop Tabs	Bonnie MacDonald
50/50 Draws Anne MacFarlane	Gay Spong / Alice Farrenden
Block of the Month	Laurann Bivens
Special Projects – Regular	Quilt Expo Projects
Scholarship	Sue Baldauf
SEWcials	Aline Chan / Kim Callaghan
Webmaster	Aline Chan

Replacement Guild Lanyards \$6

THE HIDDEN THIMBLE

Find the hidden thimble in the newsletter. EMAIL Aline or leave a note at the Membership Table, telling where it is located and you will be entered into a draw to win a prize. You have to be present at the meeting to be eligible for the prize draw.

MARCH WINNERS!

- **FIND THE THIMBLE:** Mary Connan
- **DOOR PRIZES:** Dianne Thomas
Alice Farrenden
- **LIBRARY:** Ofelia Escareno
- **50 / 50 DRAW:** Aline Chan

Congratulations

OF INTEREST TO QUILT LOVERS

April 26 to 28 Piecemakers, Pyramid Centre, St Marys
<http://www.huronperthquiltersguild.com/piecemakersquiltshow.htm>

May 4, 5 Norfolk Quilters Guild, Making Memories, Norfolk County Fairgrounds. Special: "Honouring Our Members Who Have Gone". NorfolkCountyQuilters@gmail.com

May 4-6 Kawartha Quiltmakers Guild, Peterborough
<http://www.kawarthaquiltmakersguild.ca/>

May 31-June 2: Canadian Quilters Association Quilt Show, Vancouver <https://www.canadianquilter.com/>

June 1-2: Bluewater Quilt Show, Harry Lumley Bayshore Community Centre, www.bluewaterquiltersguild.ca

June 8, 9: Quilts on the Grand, Fergus. Centre Wellington Community Sportsplex

July 7-8 A Stitch in Time Quilt Show, Prince Edward County
<https://pecqguild.weebly.com/2018-quilt-show.html>

**Oct 19 - 20 ONCE UPON A QUILT
 BHQG QUILT EXPO 2018
 Best Western Plus, Brantford**

March 29 - 30 - 31, 2019: BHQG 29th Spring Retreat

Listing of Quilt Shows in Canada:
<http://www.canadianquilter.com/>



BHQG

BHQG PINS - \$5 only

Proudly wear a BHQG Guild pin.
 Please see Membership to purchase one.



BOM with LAURANN

**PICK UP YOUR BOM INSTRUCTIONS
 AT THE MEMBERSHIP TABLE IF YOU
 DO NOT RECEIVE THEM BY EMAIL.**

LAURANN HAS BEEN EMAILING THE BLOCKS EVERY MONTH. IF YOU HAVE ANY QUESTIONS, PLEASE ASK HER. BLOCKS #11 AND 12 HAVE BEEN SENT OUT.

Laurann

Lmgilchrist@rogers.com

- ⇒ **SPRING RETREAT: Chapter 29**
March 29, 30, 31/ 2019.
Camp Trillium, Waterford
- ⇒ **ONCE UPON A QUILT**
BHQG QUILT EXPO 2018
October 19 - 20, 2018
Best Western Plus
Brantford

OVERVIEW OF OUR RETREAT HALL



'THINKING OF YOU' cards

If you know of a Guild member who is in need of a card for illness, sympathy or 'thinking of you', please let Rose Marie Robinson know.

rwoodley000@sympatico.ca
 519-448-3842



BRANT HERITAGE QUILTERS GUILD publishes the *BRANT QUILTERS VOICE* ten times a year. Editor: Aline Chan

We welcome editorial contributions and submissions. You may email submissions to alinchan@rogers.com

Advertising Policy: Advertisement of a product or service does not indicate endorsement by the publisher. Publisher does not assume any responsibility by warranty or otherwise with respect to products or services advertised.

SIGNING OF THE MEMBERSHIP APPLICATION AND CHECKING THE APPROPRIATE BOX gives us permission to send you Guild-related notices / announcements. To unsubscribe, please email the editor with the words 'unsubscribe' on the subject line.

PROOF-READERS ARE THE EXECUTIVE: Sue Baldauf, Anne Maguire, Rose Marie Robinson, Roseline Dufour, Becky McAlister.

BHQG WORKSHOP**SMOKEY HOLLOW**

Questions?

Contact Lorraine Lmgeraldi@gmail.com

Please sign up early so that we do not cancel these workshops due to insufficient registrations.

**WORKSHOP**

Date: April 14

Place: Smokey Hollow Estates

Time: 10 AM - 4 PM

Price: \$20.00

FREE MOTION QUILTING

Sue Clark will be teaching the art of Free Motion Quilting. This will be of interest to many of our new quilters and some of our seasoned quilters.

This is a popular course and we have 16 registered so far.

Email Lmgeraldi@gmail.com

Bring your lunch. Coffee and tea will be supplied.

**OUTREACH CHARITY TOTALS 2018**

Check here every month to see the total progress BHQG Outreach Committee is making during 2018 by quilting gifts for various charities in our community.

If you want to participate by making these quilted gifts or/and would like more information, please speak to Rica Maguire or send her an e-mail: 1maguire1@rogers.com

Quilts	Taggy Blankets	Burp Towels	Pillowcases	Placemats	Bibs	Touch Quilts
19	20	4	9	60	2	14

**QUILTS OF VALOUR:**

Contact: Elizabeth Verticchio
elizabeth.verticchio@quiltservalour.ca

TOUCH QUILTS

Touch Quilts are often referred to as Fidget Quilts.

Contact our coordinator
Loren Forrest at
Lforrest52@hotmail.com



LIBRARY NEWS



Greetings Fellow Quilters -

March has been a busy month!

Your library has a new book for our collection - it is **QUILT AS YOU GO MADE VINTAGE**. 51 blocks, 9 projects & 3 joining methods!

For those of you that were at the retreat, one of the methods is the same as the one I used with my appliquéd sari elephant blocks.

As always should you wish to reserve this book send me an email.

Remember that the library opens at 11AM for SEWcial the day of our meeting and closes 5 minutes before the start of the meeting.

Your Library team.

Kim Callaghan

kim_quilts@outlook.com

MARCH SHOW & TELL



Dorothy Balsdon - Table Runner

Railroad Wallhanging

Be My Valentine Wallhanging

Honey Fish - Hallway Feature Banner

Fantasy Quilt Garden

Fay Klassen - Pink Quilt

Kelly Kerrigan - Orange Quilt

Leela Chan - Quilt for Victoria Quilts

Marg Phillips - four quilts

Rhonda Moffatt - Taupe Quilt with Japanese fabrics

Rica Maguire - NCW (Necessary Clutch Wallet)

Quilt on a Stick

Susan Clark - Polky Dotty

Christmas Table Runner

Carla Rutherford - Zen 1 & 2



OUTREACH SHOW & TELL AT MEETING



Angel Gowns




MARCH MEETING





OUR VENDOR & SPEAKER
Céleste Campion from Meerkat Trading



MEMBERS SHOW & TELL



SPRING RETREAT 2018





ONCE UPON A QUILT - QUILT EXPO 2018

October 19-20 2018

Best Western Plus, 10 Holiday Drive, Brantford.

Featured Artist - Roseline Dufour

BE A QUILT EXPO 2018 VOLUNTEER

The **Once upon A Quilt- Quilt Expo 2018** would not be possible without the help of our enthusiastic volunteers. If you would like to help make the show a success, please join us for a shift or two as a volunteer. Each shift lasts two hours and you can select a time that works for you. As thanks for donating your time, you will be given the opportunity to win this beautiful lap quilt provided by **BHQG** members: pieced by Roseline D. and quilted by Sarah Y. For each shift you work, you will get a chance to win this quilt. Also, we will provide you with free admission should you decide to wander through the Expo while not volunteering. Sign up at the April **BHQG** meeting or contact Kitty Gill.




QUILT DISPLAY

The registration forms for the quilt Expo is in this newsletter. Please read the form carefully as only one item can be registered per form. Also, read also the Intern to Show page. Do not forget to include your 'Quilt on a Stick' & your film strip 'Quilters, Walk of Fame' on these forms. Speak to Aline should you have any questions.


BIG ANNOUNCEMENT

It will be at the April **BHQG** meeting that we will have the grand unveiling of our publicity poster, our bookmarks and the cards for our **Once In A Quilt- Quilt Expo 2018**. You will be amazed! Not to be missed!

HOW TO MAKE THE FILM STRIP HALLWAY FEATURE



- Step 1.** Your blocks should measure between 9 and 11 inches. Between your blocks, sew strips of 1½ inch strips. Also sew a black strip to the top and to the bottom.
- Step 2.** To make the side strips: Cut BLACK strips 1½ inch x the width of your fabric. The length of your first strip should be the length of your quilt blocks with the sewn strips (step 1). Make 4.
- Step 3.** Cut 1½ inch strips in black and 1½ inch in white. Cut approximately 3 of each colour.
- Step 4.** Sew the strips together using a ¼" seam. Alternate sewing your strips together by sewing white-black-white-black-white-black.
- Step 5.** Press your seams toward the dark fabric.
- Step 6.** Cut strips 1½ inch across the strip set stratas.
- Step 7.** Sew these strips together to match the length of the black strips (step 2). Make 2.
- Step 8.** Sew the black strips to the left and right sides of the black & white strips. Make 2.
- Step 9.** Sew these strips to both sides of your blocks (step 1)

ONCE UPON A QUILT- quilt expo 2018**Hallway Feature Project***Why do you take pictures?*

You are invited to submit your 'pictures' of who you are as a quilter. The blocks can represent what you like, what your dreams are, your passion, etc. Example: if you are enamored with stars, your blocks can be about stars; if you want to show that you love the colour purple, make blocks so that purple is the centre fabric; if you love making row-by-row quilts, then use a row-by-row to build your film strip; you can base your film strip on your love for animals, nursery rhymes, hope, faith, healing, poetry, etc.

At the completion of this project, the film strips will be suspended in a maze from the ceiling to the floor and held there by small sand bags decorated with a camera therefore creating a 'red carpet' that the visitors can wander through at our Once Upon a Quilt- Quilt Expo 2018.

Details:

- √ Theme is: QUILTERS' WALK OF FAME
- √ Must be no higher than 8 feet and no shorter than 5 feet
- √ Must be no wider than 15 - 17 inches
- √ Can be one block or several blocks
- √ Project can be made by an individual or several people
- √ Must have a backing
- √ You may wish to baste the blocks or backing together, particularly if you wish to reuse them after the quilt expo
- √ You may use a batting or other filler if you wish
- √ Embellishments can be used
- √ A sleeve measuring the width of the top block must be sewn at the top of your 'film strip'
- √ A separate sheet will detail how to make the sides of the film strips.

Rules:

1. One person or a group of 2-4 individuals can participate in the creation of this strip.
2. The quilter may want to use different techniques or only one. The backside of the strips may be used to enhance the quilting stitches, more blocks may be added to that side or nothing else is added.
3. The sign-up deadline is: March 2018
4. Please use the forms to sign-up: (see below)
5. Prizes will be awarded.

QUILTERS' WALK OF FAME Project

Hallway Feature

ENTRY FORM**NAME OF INDIVIDUAL(S) PARTICIPATING:**

- 1: _____
 2: _____
 3: _____
 4: _____

Theme of the Film strip :

Entry form submitted by:


BHQQ QUILT EXPO 2018 - ONCE UPON A QUILT PRESIDENT'S CHALLENGE

FANTASY QUILT GARDEN QUILT ON A STICK*

For the display at the QuiltExpo2018, these small quilts-on-sticks will be held upright in a supporting base. Clustered together or in rows, they will look like a Garden. A FANTASY QUILT GARDEN.

Where do I get ideas for my Fantasy Quilt?

Our Quilt Expo theme is ONCE UPON A QUILT. This made me think of fairy tales, nursery rhymes and dreams. My sample Quilt on a Stick with a Polar Bear looking into the winter sky is Wishing on a Star.




Instructions can be found in the January & February Newsletters. If you have questions, please contact Sue Baldauf at suebaldauf@hotmail.com.



Sign up Sheet will be available at the guild meeting, starting in February. You can pick up your paint stick then. Paint sticks have been donated by Home Hardware.

Deadline for finished projects will be June 2018. Let's get working on these little projects now so they will be ready for the QUILT EXPO 2018 in October. There are still other quilted things to make for the Quilt Display,

Tombola, and Quiltique.



OUTREACH



BRANT HERITAGE QUILTERS GUILD

Member Recognition Program Nomination Form

Name of Nominee: _____

Address: _____

Town/City: _____

Phone: _____ E-Mail: _____

Nomination Submitted By: _____

The Nominee must have been a paid-up member of **The Brant Heritage Quilt Guild** for at least two years. At least two, or more, written references must accompany the nomination.

Submit the completed Nomination Form along with a short essay about the Nominee, and why you are nominating this candidate for special recognition by the Guild. Please support the nomination with examples of any of the criteria mentioned in the Introduction to the Program.

Nominations must be received **no later than April 17, 2018**.

Mail to: Brant Heritage Quilt Guild, P.O. Box 24025 Brantford, Ont. N3R 7X3 with the envelope marked "Nomination" **or** hand to any member of the Executive in a sealed envelope marked "Nomination" or email Sue Baldauf at suebaldauf@hotmail.com.

MEMBER RECOGNITION

Each May, the BHQG identifies guild members who consistently make a positive contribution to the success of the guild. We ask members to nominate other members who they feel should be recognized.

This contribution could be through building confidence, fostering innovation, sharing knowledge, going beyond expectations, participating in and being supportive of the programs offered by the Guild, providing leadership and being active in other areas that make the Guild a better organization.

To recognize a fellow BHQG member, please use the nomination form above.



BHQG QUILT EXPO 2018

HOW TO MAKE A HANGING SLEEVE FOR YOUR QUILT

WHY IS THIS NECESSARY?

The larger quilts will be suspended on quilt racks made of 2 inch wide rods. The rods slide through a fabric tube or “sleeve” at the top back of the quilts. This allows the quilts to hang evenly without stretching.

IS IT PERMANENT OR TEMPORARY?

The sleeve can be sewn on after the quilt is finished and it can be removed later. If you wish to have a permanent hanging sleeve, it can be added at the same time as the binding.


WHAT FABRIC SHOULD YOU USE?

This sleeve can be any fabric. If you plan to have a permanent hanging sleeve, you may wish to match the backing fabric.


INSTRUCTIONS

1. Measure the width of your quilt including the binding.
2. Cut (or piece together) fabric to measure 10in. wide X width of your quilt plus 1in.
3. Fold in the short ends 1/2in. and press. Fold in again 1/2in. and press. Fold in again 1/2”, press and sew. This eliminates the raw edge.

4. Fold the fabric strip in half wrong sides together, press and sew 1/2in. seam along the long edge.



5. Press the seam open, centre it and press.



Brant Heritage Quilters Guild Presents**Quilt Expo 2018 – Once Upon a Quilt****October 19 & 20, 2018****Best Western Plus, 19 Holiday Inn Drive, Brantford****INTENT TO SHOW FORM RULES:**

1. Only members in good standing can register items for this quilt show, unless it is a special display approved by the show committee. Only items never previously displayed at a BHQG Quilt Show can be registered.

2. Registration forms will be available for pickup starting April 12, 2018. Deadline for registration is **September 13, 2018**. Early registration is advised so that Quilt Expo labels can be made. Forms may be:

a. Handed to Aline Chan at BHQG General Meetings (at the membership desk)

b. Emailed to alinchan@rogers.com

b. Mailed to Aline:

Aline Chan

87 East Tree Drive, Breslau ON N0B 1M0

Items do not have to be finished to be registered, but you must be sure of completed size to ensure planning for hanging. All items must be complete to be included in the show.

3. Only one item is to be registered on each registration form. Articles will not be accepted at the Quilt Expo without pre-registration.

4. You are advised to check with your insurance company regarding insurance coverage on your items to be displayed, if you are concerned about theft or damage. BHQG is not responsible for theft or damage to your registered displayed items. There will be daily security on the premises from closing of the show till opening the next day.

5. If a registered item is for sale, please indicate price on the registration form. **SALES** will be handled by Quiltique. The BHQG receives 10% of the sale price. **NO QUILTS SHALL BE REMOVED UNTIL THE SHOW IS OVER AT 4 PM ON OCTOBER 20, 2018.**

6. All items must have an attached label with your name on it for identification purposes.

7. All quilts, except miniatures of 12" and below in width, shall require a **hanging sleeve** which must have a 4" opening. Please ensure your sleeve is wide enough. Quilts without a hanging sleeve will not be hung.

8. Your item(s) must be delivered to BEST WESTERN PLUS on registration day, Thursday October 18, 2018, at a time to be determined at a later date. You will be given a receipt for your item(s). **PLEASE DON'T LOSE THIS RECEIPT - YOU WILL NOT BE ABLE TO PICK UP YOUR ITEMS WITHOUT IT.**

9. Please take your quilt containers / bags home. We cannot store them.

10. Your item(s) must be picked up on October 20, 2018, between **4:30 PM and 5:50 PM**. The **RECEIPT** for each item **MUST BE PRESENTED** for pick up. There will be a \$5 fine per day, per item, for items not picked up at this time.

Any questions or concerns, contact the Quilt Expo Chair roselineduf@hotmail.com

The Quilt Expo Committee thank you for your cooperation. See you at the Show!

**Brant Heritage Quilters Guild
Registration Form**

ONCE UPON A QUILT

October 19 & 20, 2018

Best Western Plus, 19 Holiday Inn Drive, Brantford

In box above, please mark with #1 if this is your first choice for hanging.

ONLY ONE ITEM PER FORM

Registration opens on April 12, 2018

Deadline for submission of registration is September 13, 2018. Please send in your form early even if you have not finished your item(s).

Registered by: _____ Email _____

Address: _____ City _____ Phone # _____

Pieced by (if different from registrant): _____

If Group Quilt, name of group: _____

Machine Quilted by: _____ Hand Quilted by _____

Pattern Source: _____

Quilt Name: _____

ARTICLE (include your measurements)

DIMENSIONS (please use inches)

Bed size quilt (must be at least 60" W x 80" L) W _____ x L _____

Lap Quilts (Must be at least 50" W x 65" L) W _____ x L _____

Crib Sized Quilts (must be at least 36" W x 45" L) W _____ x L _____

Wall Hanging (smaller than crib and lap sized) W _____ x L _____

Miniature (smaller than 12" x 12") W _____ x L _____

Quilt on a Stick W _____ x L _____

Quilters Walk of Fame W _____ x L _____

Fashion item - circle one or indicate: dress / vest / hat / scarf / jacket / other _____

Other item not listed above, please indicate and give dimensions: _____

This item for sale - Yes () No () Price \$ _____ (Please see Quiltique. 10% of sale price goes to the Guild)

First quilted item/bed size quilt: Yes () No ()

Story: Tell us in 50 words or less what inspired the quilt: (please use back of page if you need more room)

EMAIL: alinchan@rogers.com with your registration **OR MAIL:** Aline Chan, 87 East Tree Drive, Breslau ON N0B 1M0
Or in person at the BHQG meetings.

- Please keep a copy for your records.
- One article / item per form.
- At the October 2018 meeting (before Quilt Expo) you will be given paper labels for your items which you will pin with two **safety pins** on the quilt top, at the right bottom corner of your quilt or item. You are responsible for being at the meeting as the labels are a record of your entries.

www.CherishedPieces.com

519.842.2658



Tuesday-Friday from 10-4 | Wednesday until 5 | Saturday from 9-3

Monthly Specials • Weekly Features • Classes • Upscale Retreats



THE QUILT PLACE

HEATHER STOCK
519-625-8435
heather@thequiltplace.ca
www.thequiltplace.ca

**Fabric, Quilting Supplies,
Ready & Custom Made Quilts**

3991 Perth Rd. 107, Box 223, Shakespeare, ON N0B 2P0

*Heirloom Treasures
Creative Sewing Studio*

*Fine fabrics, patterns, books & designs
Innovative notions & sewing supplies
Quilting, machine embroidery & heirloom classes*

132 Governors Rd E.
Paris, ON N3L 3E1
(next to Brant Valley Golf Course)

519-774-5164
heirloomtreasures01@gmail.com
www.heirloomtreasures.ca

HS Hamilton Sewing

Longarm Quilting, Embroidery, Sergers and Sewing Machines

Hamilton Sewing has been serving the Hamilton & surrounding areas for over 25 years. We are pleased to feature the superior quality and technological advancement of the Sewing, Quilting, Embroidery Machines & Sergers.

Authorized Dealer for

**Baby Lock, Husqvarna, Handi Quilter
Singer & Juki**

Special Machine & Accessory Packages Available
Visit Us Anytime for Your Personal Demonstration



We also offer a wide variety of:
Fabrics – 100% Cottons, Batiks, Flannels & Knits
Specialty Sewing Accessories, Notions & Supplies
Sewing Cabinets & Cutting Tables
Inspiring Quilting, Embroidery & Sewing Classes
Sewing Machine Service & Repairs

Join our e-mail newsletter for weekly specials
Guild Members Save 25 % Off Fabric Everyday

1564 Main St W, Hamilton, ON
Phone: 905 527 6794

Email: michele@hamiltonsewing.com

Website: www.hamiltonsewing.com
or www.hamiltonquilting.com

FABRIC Please!

Your CANADIAN online fabric store!

FabricPlease.com

Worldwide Flat Rate Shipping
\$8-CAN / \$15-US
\$35-INT

Village Square Quilt Shop
Fabric, Classes, BOM, Mystery Quilt

Unit 50 - 422 Pearl Street
Burlington, ON L7R 2N1
www.villagesquarequilts.com
905.681.2256 vsqs@outlook.com

The Sewing Machine Spa
Wendy Sutherland
Certified Sewing Machine Technician

194 Banbury Road
Brantford, Ontario
(519) 304-4292
sewingmachinespa@icloud.com

Make an appointment for your tune up and bring the joy back to your sewing.

Country Patchworks Fabrics and Quilts

DEBBRA EDDY
Owner

515533 11th line
R.R. 3, Woodstock, ON N4S 7V7

519-537-8753
debbraeddy@hotmail.com
www.countrypatchworks.ca

PLEASE SUPPORT OUR ADVERTISERS