

## Special Edition

Welcome to our BHQG December 2020 meeting

We miss all of you!

**PLEASE send an email** to any member of the BHQG Program Committee to tell us what you think about the *Special Edition*.

We are starting to believe that no one reads the newsletter.

In this **December** edition you will see:

### nEW iN tHE qUILTING wORLD

How to find calm in this difficult time.

Mug Rug Challenge- winners

Demos- by Linda B

Christmas Mystery contest- winners

Christmas Games



nEW iN tHE qUILTING wORLD

*We thought we would add a twist to this section by telling you which tool the members of the Program Committee could not do without.*

**Pincushion by Otaru Kiriko in blue**

Only \$135(US). Isn't this an adorable pincushion. Well, yes, these are expensive pin cushions... but, dang! They are so lovely!!!! I will admire from afar as I dare not use it.



## How To Find Calm In This Difficult Time!

Here are a few thoughts on how you can support mind, body and spirit as we move through these times together.

1. Start with a calm foundation. Upon arising, take at least five minutes to meditate without rushing.

2. Design your new normal. Don't linger in bed, get up, take control of what you can and get moving. You'll bring a sense of order, purpose and structure to the day.

3. Keep the volume down. Keep the anxiety levels at a more manageable level. If the TV is blaring a constant stream of Breaking News, anxiety level will rise.

Control the conversation (a little) Keep conversations with friends and neighbors on the lighter side to help keep anxiety levels down.

5. Keep your social distance and walk outdoors. You are not training for a marathon. Go walk in

your backyard, look at the birds or maybe hug a tree. A positive outlook while deep breathing will do a world of wonder for you.



- ◆ **SEWcially Distanced Calendar**
- ◆ SEWcial—limited to 10 at St George Church
- ◆ Workshops are suspended until further notice
- ◆ No 'in person' Cuddle Quilt gatherings
- ◆ No 'live' Guild Meetings or Executive meetings
- ◆ Spring Retreat postponed to Spring 2021
- ◆ President's HOUSE Challenge....see past newsletters for instructions
- ◆ Corona Quilting Challenge - continue working on your projects—check previous newsletters for info
- ◆ Keep saving your pop tabs for Bonnie M
- ◆ BOM ongoing
- ◆ Keep the 2022 quilt show in mind

## HAPPY DECEMBER BIRTHDAYS

Sharon Hamilton

Susan Hendsbee

Liz Martin

Karen Murray

Linda Smith

Nancy Taylor



## DECEMBER DEMO

With Linda B.

(BHQG Program Committee Member)

Double Disappearing Double 9-Patch.

*See instructions in this newsletter*



## SPOT THE QUIZ!

### Preview of BHQG January Meeting

- ◆ Special Edition announcement
- ◆ Demo with Cathy
- ◆ How To Find Calm In This Difficult Time
- ◆ nEW iN tHE qUILTING wORLD

### NEWSLETTER DEADLINE FOR JANUARY ISSUE

NEXT DEADLINE: DECEMBER 20

We solicit articles & request that they be kept to a 1/4 page / 200 word maximum.



### BHQG EXECUTIVE MEETING

Virtual Meetings as arranged.

### CUDDLE QUILT / OUTREACH

No Cuddle Quilt Meetings DURING Covid-19



## President's Corner

Season's greetings everyone!

I can hardly believe it is already December - where has the time gone? I almost have my Christmas shopping done, but my two nephews are causing me grief. The older they get, the harder they are to shop for. I am very tempted to get them 20 pairs of socks, wrap them individually, spread them out amongst their presents from their parents and Santa, leaving one sock out, so it's kind of like doing laundry.

Exciting news as we are going to be having Zoom meetings in the new year! I am really looking forward to seeing all of your beautiful faces again! Please bear with us as we are all still learning. I am sure as we get more meetings under our belt, the wrinkles will get ironed out. As part of the February meeting we will be holding our annual general meeting (AGM). It will be short.

Hope you all are doing well, stay safe, and happy holidays,

*Becky McAlister*  
President

## Quilt Expo 2022

We are looking forward to 2022, when we aim to continue to promote the art of quilting in our community. In order to get ready, we ask you to start by being part of this project.

When we finally come out of this pandemic, we want to show people that quilting helped us physically, mentally and socially.

Why not use this isolation period to make quilts for our exhibit and to use your creativity to sew up projects to be sold in Quiltique? These are just two of many activities in our Quilt Expo 2022. We will inform you of this project during the coming months and how we will proceed, keeping in mind the many restrictions before us. Stay tuned as we are enthusiastically starting the process of organising our Quilt Expo 2022.

Our Guild's entryway to the last BHQG Quilt Expo



## OFFICERS 2020-2021

President	Becky McAlister
Past President/Nominations	Sue Baldauf
Vice President	Vacant
Recording Secretary	Stephanie Nemeth
Treasurer	Lorraine Giraldi
Membership / Front of House	Aline Chan
Program Committee Chair	Joan Tressel / Roseline Dufour
Workshop	Kelly Kerrigan / Brenda Konyu
Newsletter Editor/Webmaster	Aline Chan

## COMMITTEES

Spring Retreat	Jackie Kaye
Library	Kim Callaghan / Asst Susan Archer
Quilt Racks Committee	Sue Baldauf
Community Outreach	Rica Maguire / Stephanie Nemeth
Touch Quilts	Sue Baldauf
Historian	Roseline Dufour
Photography	Ofelia Escareno
Publicity/Info to CQA	Sarah Yetman
Archives	Carol Hunter-Ward
Social	Mary Connan
Pop Tabs	Bonnie MacDonald
50/50 Draws	Jackie Kaye / Linda Bodkin
Block of the Month	Sue Baldauf
Bus Trips, Fall	Roseline Dufour
Scholarship	Sue Baldauf
SEWcials	Sue Baldauf / Roseline Dufour
Demos	Cathy Eagles & Linda Baldrey
Special Project	Roseline Dufour
Greeter	Joan Tressel
Membership	Sharon Hamilton / Janet Perrodou

## Strut your Stuff

Have you been working on a project this month? Send Aline a photo of your flimsy or your quilted project before the 20<sup>th</sup> of each month so that the photo can be included in the next month newsletter. I know that I get inspired when I see other people's work. We are counting on you!

BRANT HERITAGE QUILTERS GUILD publishes the *BRANT QUILTERS VOICE* ten times a year. Editor: Aline Chan

We welcome editorial contributions and submissions. You may email submissions to [alinchan@rogers.com](mailto:alinchan@rogers.com)

**Advertising Policy:** Advertisement of a product or service does not indicate endorsement by the publisher. Publisher does not assume any responsibility by warranty or otherwise with respect to products or services advertised.

**SIGNING OF THE MEMBERSHIP APPLICATION AND CHECKING THE APPROPRIATE BOX** gives us permission to send you Guild-related notices / announcements. To unsubscribe, please email the editor with the words 'unsubscribe' on the subject line.

**PROOF-READERS:** Sue Baldauf, Anne Maguire, Gwen Brewer, Roseline Dufour, Becky McAlister.

**BHQG SEWcial**

DECEMBER 2020 - SEWcial



In November, we experienced the second successful SEWcial at the St. George Church. The ten participants brought their sewing machines and worked on their own personal projects, enjoying each other's company while maintaining social distancing and following strict protocol for health safety.

Unless things change, we will hold another SEWcial on Thursday, December 10, at the church, from 10am to 4pm. Once again, we will prepare spaces for 10 participants. If you have never come to SEWcial in the past, why not give it a try? Our "regular" attendees are always anxious to sign up but their names will be put on a waiting list until Friday December 4, to allow "new" participants to join in the fun.

Please inform Sue Baldauf at [suebaldauf@hotmail.com](mailto:suebaldauf@hotmail.com) of your desire to join us. She will be happy to hear from both "regular" and "new" participants.

Closer to the date, the 10 participants will receive details of the day.

*Sue Baldauf and Roseline Dufour*  
BHQG SEWcial

**BHQG BOM 2020- 2021****LEAVES IN MOTION**

*Autumn Beauties* is the name of this year's group of BHQG members working on the project "Leaves in Motion". They have received the first set of instructions for the beautiful quilt and are busy sewing leaf blocks, both small and large.

The second set of instructions will be sent to the Autumn Beauties in January, giving lots of time to complete the Leaf blocks.

If you have not signed up yet, there is still time to catch up. Contact Sue Baldauf at [suebaldauf@hotmail.com](mailto:suebaldauf@hotmail.com).

Your BHQG BOM committee

*Kelly Kerrigan, Brenda Konyu, Jackie Kaye, Sue Baldauf*

### Who are the members of the BHQG Program Committee?

Joan Tressel --- chairperson  
Roseline Dufour ----co-chair  
Janice Ferguson - secretary  
Judy Taylor                      Leela Chan  
Keith Baldrey                      Linda Baldrey  
Catherine Eagles

**MUG RUG CHALLENGE**

Thank you to everyone who was able to participate in our MUG RUG CHALLENGE. For many, these are the only gifts they will get at Christmas. We are so fortunate to have so many talented quilters out there.

We did surpass the 110 goals we had set for ourselves. Our latest tally is 137 mug rugs.

As promised we had FOUR prizes to give away.

Each winner will receive:

a quilted box (made by Judy T.) filled with 6 spools of silk thread (donated by Heirloom Treasures) and 1 yard of fabric (donated by Roseline D).

The winners are:

Joy A.

Barb M.

Jackie K.

Rica

Congratulations!

**'THINKING OF YOU' cards**

If you know of a Guild member who is in need of a card for illness, sympathy or 'thinking of you', please let Stephanie know.

[stephanieandbob@hotmail.ca](mailto:stephanieandbob@hotmail.ca)



We made our objective on our MUG RUGS for outreach.



## CHRISTMAS MYSTERY CONTEST- WINNERS

Congratulations to the lucky winners of our **Christmas mystery contest**. The winners are Brenda K, Sue H, and Linda R. Since no one guessed the 'right' answer, Santa Paul put the names in his hat and had a draw. Good old Santa!!



Each winner will receive a large bottle of Roxanne Basting Glue and a Project Bag. The Roxanne glue was used in the binding, zipper, and construction of the bag. Roxanne glue is a handy tool. Arrangements will be made to deliver the prizes to our winners.



## HAPPY HOLIDAY EVERYONE.



Help Mrs. Claus find her needle!

N E G A K C A P J M L X W X N L V  
 A W I N T H E Q U I L T M Z N R G  
 R Y O N K L T B B Y N I D E W L T  
 M R Q G V L Q X T Z X L E N Y K K  
 O L O V T D L J N E D D E S R B X  
 F N Q O Y H B T D Y L R P B A T E  
 C O P M L M G W D E Q O S R O N Y  
 H I X P T F I I B W O E O T I R B  
 A H N W K T E O N L W F Z H N A D  
 I S J R H B X H O N S M C T T N Y  
 R U Y P Q L L F T O I A X T L M R  
 D C I N V V T O A N M N I N Y M J  
 R N N Y M H P P U Y O N E Z T M Z  
 S I R Y R A B R B S G N V D J N Q  
 X P K E N D L Y J T E V G B D N T  
 M D A T G L P J M R M D R X X I X  
 T D S N M L D W P Q W T L R G N H

HIDDEN IN NIGHTGOWN  
ROBE  
ARM OF CHAIR  
SEWN TO PANTS  
ON THE FLOOR

MIXED WITH PINS  
SPOOL OF THREAD  
PINCUSHION  
NEEDLE BOX  
PACKAGE

BAR OF SOAP  
BY MACHINE  
IN THE QUILT  
BLOUSE  
BATTING



### 'Twas the night before Christmas, Quilters version

'Twas the night before Christmas,  
And the quilts were not made.

The threads were all tangled, the cookies delayed.  
The stockings weren't hung, the pantry was bare.  
The poor weary Quilter, was tearing her hair.  
Stacks of fat quarters, tipped over in streams.  
Visions of Log Cabins, had turned into dreams.

When what to her wondering eyes should appear,  
But a bus full of quilters with all of their gear.  
They went straight to work with just a few mutters,  
Sorting and stitching and brandishing cutters.  
The patterns emerged from all of the clutter,  
Like magic the fabrics arranged in a flutter.  
Log Cabins, Lone Stars, Flying Geese & Bear Tracks  
Each quilt was a beauty-even the backs.

Her house how it twinkled, her quilts how they glowed.  
The cookies were baking, the stockings were sewed.  
Their work was all done, so they folded their frames,  
And packed up their needles, without giving their names.  
They boarded the bus, and checked the next address.  
More quilts to be made, another quilter in distress.

She heard one voice echo, as they drove out of sight,  
Happy quilting to all and to all a good night!

*Author Unknown*







## MUG RUG CHALLENGE

We would like to thank all our members who participated in our Mug Rug challenge. The mug rugs were awesome, you are all very talented artists.

We have 55 for Paris Meals on Wheels, and 60 for Brantford Meals on Wheels. We are also selling some in Gifts Plus gift shop in the Brantford General Hospital, with all proceeds going to the Foundation. We will let you know how the sales go in the January newsletter. Thank you so so much!!!

Sincerely,

*Rica and Stephanie*



## Double Disappearing double 9 patch.

By Linda Baldrey, Program

Cut for each large

These are the colours we chose but you are welcome to choose any combination you like

- 1 5" blocks -colour 1 - dark mauve
- 4 5" blocks colour 2 - pastel yellow
- 4 5" blocks colour 3 - grey
- 4 7" blocks colour 4 - bright yellow
- 1 7" block colour 1 - dark mauve

Using the 5 " blocks, make a 9 patch block as shown.

Picture 1



Measure the inside blocks (ours were 4 1/2 inches) and cut through the centre vertically and horizontally into 7 1" blocks to match the 7" blocks of colour you cut at the beginning.

Picture 2.



Make a nine-patch block using your single dark solid in the centre, the four bright coloured squares as the top, bottom and two sides next to it and the four pieces from the first square as the four corners.

Picture 3






Now slice your block horizontally and vertically through the centre.  
As shown in picture 4



Pictures 5 through 7 show some ways of arranging your blocks to make a quilt



Merry Christmas from Linda and Keith Baldrey.

Add some borders and Voila - a lap quilt!

# Strut your Stuff

(SHOW AND TELL)

Featuring Barb Minutillo

Some of Barb's favourite Christmas Quilts!



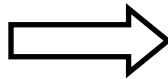


## What's Under My Needle

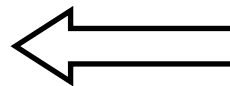


Barb Minutillo loves making mug rugs for charity. "I had so much fun making these. I made twenty more for Meals on Wheels. I just finished the fourth flimsy for outreach. All you ladies inspire me."

Verna Radford is fairly new to quilting. And she is making amazing things!



"I put together this Christmas Present quilt this fall. This was a fun project using Christmas fabrics and a snowflake background. My husband thought I was making Christmas presents but he was not surprised when I showed him a quilt top. Merry Christmas!"



Becky McAlister: "This is a picture of a Christmas tree skirt I just finished for my sister-in-law."

**SPRING RETREAT 2021****Chapter 30****"Pearls of Wisdom"**

Five Oaks Retreat Centre,  
1 Bethel Road, Paris ON  
March 26, 27, 28, 2021

Hello fellow retreaters!

I hope you're getting anxious, I know I am!

**WE STILL HAVE OPENINGS IF YOU ARE CONSIDERING ATTENDING!!**

Just a reminder from your retreat committee, we still have spots available for our spring retreat at Five Oaks. If you are interested, please contact Jackie Kaye at 519-484-2143 or by email [Jackie.kaye123@gmail.com](mailto:Jackie.kaye123@gmail.com) in order to arrange registration.

Thank you to all of you who have already registered, I'm sure we will have an enjoyable time.

Registration form can be found at the end of this newsletter.

Thanks again for your interest, and have a Merry and Safe Christmas,

Any questions— please feel free to send an email to [jackie.kaye123@gmail.com](mailto:jackie.kaye123@gmail.com)

*Jackie Kaye & Retreat Committee*

Past retreat pictures  
Some of us never miss a  
retreat!

**OUTREACH CHARITY TOTALS 2020**

Check here every month to see the total progress BHQG Outreach Committee is making during 2020 by quilting gifts for various charities in our community.

Quilts	Burp Towels	Pillow-cases	Placemats	Baby Bibs	Mug Rugs	Stockings	Touch Quilts
96	54	40	23	20	145	5	8

**2020 END  
OF YEAR  
TOTALS!**

If you would like more information on making items for OUTREACH, please speak to Rica Maguire or send her an email: [1maguire1@rogers.com](mailto:1maguire1@rogers.com)

Thank-you to all who have made donations to the Outreach program, whether by quilts, flimsies, fabric, batting, etc. We appreciate any and all assistance our members give. Thank-you.

**QUILTS OF VALOUR:**

Contact: Elizabeth Verticchio  
[elizabeth.verticchio@quiltsvalour.ca](mailto:elizabeth.verticchio@quiltsvalour.ca)

**TOUCH QUILTS**

Touch Quilts are often referred to as Fidget Quilts.

Contact our coordinator:  
Sue Baldauf & Committee







Quilters, please stay safe & healthy!

Mail order available!

**WE HAVE MOVED.... ACROSS THE STREET!**



www.cherishedpieces.com

142 Broadway St. Tillsonburg, ON

519.842.2658

**DO YOU READ YOUR NEWSLETTER?**

**Prize Patrol!**

1. Where was this taken? Bonus if you know the year.
2. What was the occasion?
3. Name three of the characters.




**SPOOLED ROTTEN QUILTS**  
*Longarm Quilting Services*  
 Sarah Yetman • 519-732-5718  
 info@spooledrottenquilts.com  
 237 Bruce St., Brantford ON N3S 4Z8

**Hamilton Sewing Special**

**\$1,000 In-Store Credit with Amara Purchase!**



**Handi Quilter**

**AMARA**

10 or 12

Foot Framed

for Only

**\$13,899**

Experience quality, precision, and a world of quilting possibilities.

From baby quilts to king-size, the HQ Amara is the perfect fit for your style of quilting.

1564 Main Street West Hamilton On. - 905 527 6794 - hamiltonsewing.ca



## Hamilton Sewing Special



Husqvarna  
Platinum Q165

Longarm  
5, 10 or 12  
Foot Framed  
On Sale  
Now!

The PLATINUM™ Q165 long arm quilting machine makes quilting fun and easy.  
Quilting Accuracy at Your Fingertips with 1,800 stitches per minute speed.


1564 Main Street West Hamilton On. - 905 527 6794 - [hamiltonsewing.ca](http://hamiltonsewing.ca)



*Heirloom Treasures*  
*Creative Sewing Studio*

*Fine fabrics, patterns & designs*  
*Innovative notions & sewing supplies*  
*Quilting, machine embroidery & bag making classes*

132 Governors Rd E.  
Paris, ON N3L 3E1  
519-774-5164

Wed 10 - 2, Thurs - Sat 10 - 5  
[heirloomtreasures01@gmail.com](mailto:heirloomtreasures01@gmail.com)  
 [facebook.com/HeirloomTreasures132](https://facebook.com/HeirloomTreasures132)

 **Hamilton Sewing**

[www.hamiltonsewing.com](http://www.hamiltonsewing.com)

**Quilt Members receive**  
**25% Off Fabric**  
**Everyday**

[michele@hamiltonsewing.com](mailto:michele@hamiltonsewing.com)

1564 Main St. W. Hamilton On

Phone 905 527 6794

Country Patchworks Fabrics and Quilts

DEBBRA EDDY  
Owner

515533 11th line  
R.R. 3, Woodstock, ON N4S 7V7

519-537-8753  
[debbraeddy@hotmail.com](mailto:debbraeddy@hotmail.com)  
[www.countrypatchworks.ca](http://www.countrypatchworks.ca)



THE  
**QUILT**  
PLACE

HEATHER STOCK  
519-625-8435  
[heather@thequiltplace.ca](mailto:heather@thequiltplace.ca)  
[www.thequiltplace.ca](http://www.thequiltplace.ca)

**Fabric, Quilting Supplies,**  
**Ready & Custom Made Quilts**

3991 Perth Rd. 107, Box 223, Shakespeare, ON N0B 2P0



**REGISTRATION FORM - SPRING RETREAT 2021*****"Chapter 30 – Pearls of Wisdom"***

March 26, 27, 28

Five Oaks, Paris

NAME: \_\_\_\_\_

ADDRESS: \_\_\_\_\_

EMAIL: \_\_\_\_\_

PHONE # HOME \_\_\_\_\_ CELL \_\_\_\_\_

EMERGENCY CONTACT: \_\_\_\_\_ PHONE: \_\_\_\_\_

Master Class with Aline?                      YES              or              No

Medical dietary needs: Dairy    Gluten    Vegetarian              Other

Please provide details:

ACCOMMODATION: (please circle one)

**Double - at your own discretion**              \$265 per person    Share with? \_\_\_\_\_

Single -----              \$295 per person

**Special Accommodation needs?** Please provide details:**Payment details:**

All registrants require a \$65 deposit for double &amp; \$95 deposit for single. (\$50.00 non refundable unless Five Oaks cancels)

Installment Plan – post-dated cheques:

January 1/2021 -              \$100.00

February 1/2021 -              \$100.00

Non-Members must pay a \$5.00 fee for a temporary membership. This is an insurance matter.

NSF cheques will be charged \$35.00

Refunds – at the discretion of the BHQG Retreat Committee

I hereby release the Brant Heritage Quilters' Guild from any loss, injury or damage of any nature including death while attending this retreat.

SIGNATURE: \_\_\_\_\_ DATE: \_\_\_\_\_

**Contact – Jackie Kaye, e-mail: [jackie.kaye123@gmail.com](mailto:jackie.kaye123@gmail.com) 1-519-484-2143**