

# BHQG

## BRANT QUILTERS VOICE

December 8, 2016



### DECEMBER PROGRAM— REINDEER RUSH 2016

- ⇒ During the festive season, we sometimes feel overwhelmed. It is fitting that the Brant Heritage Quilters Guild wants to help you alleviate your stress. Why not come out and celebrate the season with your quilting family at our December guild meeting? This year, we have decided, after much reflection, to eliminate the potluck. Instead, the Social Committee, led by Mary Connan, will spoil you with refreshments and some sweet treats. We will not change the time of the Reindeer Rush meeting - doors open at 6 PM and the festive activities begin at 7 PM.
  - ⇒ Without divulging all the details of the activities planned, I can assure you that you will have fun!
  - ⇒ There are two things that you can help us out with.
    - a) bring a Christmas quilted item, a Christmas ornament, a Christmas placemat or other Christmas item for our Christmas parade.
    - b) bring a quilted Christmas ornament (that you do not mind parting with) to decorate the hall. Those who bring in an ornament will have their name written on a piece of paper and placed in a hat. When your name is drawn, you will be able to choose and keep an ornament that is decorating the hall (optional).
  - ⇒ As a goodwill gesture, we encourage you to bring a canned food item that BHQG will collect for the Food Banks in our communities. There will also be a donation jar for monetary gifts.
- Come one, come all and enjoy many more fun activities that are planned. We hope to see you at our **Reindeer Rush**.

*Roseline Dufour*, Program Chair

### DID YOU KNOW...

- ⇒ **THAT WE WELCOME NEW MEMBERS:** Pennee Ingram, Faye Duke, Barb Christianson, and returning member Sharon Oldfield.
- ⇒ that the Winter Solstice is Wednesday, December 21 this year. That means a late dawn, early sunset, the shortest day and longest night of the year.
- ⇒ that the gingerbread house became popular in Germany after the Brothers Grimm published their fairy tale collection which included "Hansel and Gretel" in the 19th century. Early German settlers brought this gingerbread house tradition to the Americas.
- ⇒ that 'National Thank You Note Day' is recognized annually on December 26. It is a day to write special THANK YOUs for the gifts that you receive. Never underestimate the power of "THANK YOU"!
- ⇒ that placemats for Outreach at Christmas are not necessarily themed for Christmas. Our placemat recipients love to have a placemat that they could use all year round. Sometimes this placemat may be their only Christmas gift.
- ⇒ that the Food Bank appreciates money donations as well as food. They have special buying privileges allowing them to stretch their food dollar purchases.
- ⇒ Please return placemats by the MARCH 2017 meeting so we have enough time to make the labels. We still have these years available: 1878, 1899, 1903, 1904, 1906, 1982, 1984, 1991, 1998, 2002, 2004, 2006, 2007, 2008, 2009, 2011, and 2013. If you would like one of these

### DOORS OPEN AT 6 PM


Meeting starts at 7:00 PM St. George United Church  
9 Beverly Street East • St. George ON

- |  |  |
|--|--|
| <ul style="list-style-type: none"> <li>✓ Name Tags</li> <li>✓ Library Books</li> <li>✓ Pop / beer / cat food tabs/ contest</li> <li>✓ BOM</li> <li>✓ Cuddle Quilts / Outreach— Take a kit home</li> <li>✓ 50 / 50 Draw: \$1 a ticket, 3 for \$2</li> <li>✓ Find the thimble</li> <li>✓ <b>SHOW OFF YOUR SHOW &amp; TELL</b> (sign sheet)</li> <li>✓ Library opens at 6:15 PM</li> <li>✓ Placemats for Canada's 150th birthday in 2017</li> <li>✓ No Demo in December</li> <li>✓ ✓ ✓ QUILT EXPO 2018, BHQG</li> </ul> | <h3>CHECKLIST</h3>  |
|--|--|

**JANUARY DEMO:** LINDA BODKIN  
QUILTING BORDERS ON YOUR DOMESTIC  
SEWING MACHINE

**FEBRUARY DEMO:** MARY CONNAN— FOLD & SEW

### HAPPY DECEMBER BIRTHDAYS

|                  |                   |  |
|------------------|-------------------|--|
| Susan Hendsbee   | Carol Hunter-Ward |  |
| Norma Lankin     | Liz Martin        |  |
| Carla Rutherford | Linda Smith       |  |



**SEWcial** Why not join us on  
December 8, 11AM, at St George  
United Church? A dedicated time to  
sew without interruption.

### NEWSLETTER DEADLINE

**Deadline: 15th of each month**

**NEXT DEADLINE:**

**DECEMBER 15 FOR THE JANUARY ISSUE**  
WE SOLICIT ARTICLES AND REQUEST THAT THEY  
BE KEPT TO A 1/4 PAGE / 200 WORD MAXIMUM.


### BHQG 2018 QUILT EXPOSITION MEETING

Thursday January 19, 2017, 5:30 PM

followed by the

**BHQG EXECUTIVE MEETING AT 6:30 PM**

Blue Dog Café, 199 Brant Avenue, Brantford



**CUDDLE QUILT / OUTREACH MEETING**

First Tuesday of each month

**December 6: 10:00 AM at Rica's.**



## PRESIDENT'S CORNER

Merry Christmas season to everyone.

At Thanksgiving, so many of us said that we were thankful for our family and friends. At Christmas, with gift giving, consider the gifts for family and friends that can't be purchased but will last a lifetime. They are also the gifts that just keep on giving as they get passed on to others. Give your unconditional love, your patience and your time. Give your kindness. A little kindness goes a long way, especially at this time of year when everyone is hustling and bustling. Holding a door, letting a car into your lane, a smile – easy gifts that are in all of us to give.

Hope you all have a very Merry Christmas filled with love, patience, time and kindness.

As winter approaches, remember that if the guild meeting needs to be cancelled due to inclement weather, there will be an eblast to everyone as well as a notification on the website and Facebook. For those without internet access, there will be a phone call. If you haven't received a message and are concerned about travelling in bad weather, call any of the Executive on the membership list before you head out.

Have fun and sew!  
Caio!

**Sue Baldauf**, President



## NOVEMBER WINNERS!

- **FIND THE THIMBLE:** Liz Catherwood
- **50 / 50 DRAW:** Kyla Smith
- **DOOR PRIZES:** Linda Raney / Joan Tressel
- **Library:** Sarah Yetman



## THE HIDDEN THIMBLE

Find the hidden thimble in the newsletter. EMAIL Aline or leave a note at the Membership Table, telling where it is located and you will be entered into a draw to win a prize. You have to be present at the meeting to be eligible for the prize draw.

## Global Effect Challenge update...

If you haven't done so, please sign up for our Global Effect challenge by speaking with Leela Chan and Barb Minutillo who will share with you the pertinent information. The challenge will end in May 2017.



## OFFICERS 2016-2017

|                                      |  |
|--------------------------------------|--|
| President                            | Sue Baldauf  |
| Past President / Nominations         | Roseline Dufour  |
| Vice President                       | Becky McAlister  |
| Recording Secretary                  | Stephanie Nemeth   |
| Treasurer                            | Anne Maguire   |
| Membership Name Tags, Winners        | Aline Chan / Sue Green<br>Joan Tressel / Alice Farrenden |
| Social Correspondence CQA/ Publicity | Rose Marie Robinson                                      |
| Program Committee Chair              | Roseline Dufour, Sarah Yetman                            |
| Workshop Chair<br>Lorraine Geraldi   | Linda Smith, Mary Lou Pizzey                             |
| Newsletter Editor                    | Aline Chan   |
| Library Chair<br>Kim Callaghan       | Cathy Eagles, Susan Archer                               |
| QUILT EXPO CHAIR 2018                | Roseline Dufour  |

## COMMITTEES

|                                |                                |
|--------------------------------|--------------------------------|
| Retreats / Bus Trips           | Joanne Beard                   |
| Demos                          | (vacant)                       |
| Quilt Racks                    | Sue Baldauf                    |
| Outreach: Cuddle Quilts        | Rica Maguire, Stephanie Nemeth |
| Historian                      | Roseline Dufour                |
| Photography                    | Rose Marie Robinson            |
| Quilt Documentation / Archives | Carol Hunter-Ward              |
| Socials / Potlucks             | Mary Connan / Joy Archer       |
| Pop Tabs                       | Bonnie MacDonald               |
| 50/50 Draws                    | Anne MacFarlane / Gay Spong    |
| Block of the Month             | Joanne Beard                   |
| Special Projects – Regular     | Roseline Dufour                |
| Scholarship                    | Sue Baldauf                    |
| SEWcialS                       | Aline Chan / Sue Green         |
| Webmaster                      | Aline Chan                     |

Replacement Guild Lanyards \$6

## GLOBAL EFFECT CHALLENGE INFO

This year's challenge will have a global effect. The challenge will be to choose a flag from the country of your choice and design your quilted project with only the colours found in that flag. You will also need to include something that represents that country such as a symbol, national flower, or what it is known for. e.g.: Canada might be a beaver, maple leaf or hockey. This challenge can be any size, from a quilted object, to any size quilt. The reveal will be at our May guild meeting when three prizes will be awarded. Viewers will be voting on originality and general use of the colours of the flag chosen. Please pin a paper on the back of your project indicating your name and the country that you have chosen with the colours of the flag. HAVE FUN!

**OF INTEREST TO QUILT LOVERS**

**Nov. 1 - Jan 31, 2017** Historic Textiles & Fancy Goods of La Cloche & North Shore Regions, Timber Village Museum, Blind River  
<http://www.espanolafibreartsfestival.ca/>



**April 8 - May 30, 2017** Contemporary Art Quilts, Free admission  
 Kitchener City Hall

**May 5 - 6, 2017** Chatham Kent Quilters Guild, St. Paul's Congregational Church, 450 Park Ave. West, Chatham \$6

**May 6 - 7, 2017** Rouge Valley Quilters Guild, \$6.  
 867 Valley Farm Rd. Pickering

**June 14 - 17, 2017** Quilt Canada 2017 Toronto, ON  
 The International Centre

**June 23 - 24, 2017** 'Sew Much to Celebrate, Eh!!'  
 Markdale Center Grey Arena  
[thequeensbushquilters@gmail.com](mailto:thequeensbushquilters@gmail.com)

Quilt Shows in Canada:

<http://www.canadianquilter.com/>

**Guild Bus Trip: Friday June 16, 2017**

**Spring Retreat: Mar 31 - April 2, 2017**

**CANADA'S BIG QUILT BEE**

To celebrate Canada's 150th birthday we want you to be part of Canada's biggest Quilt Bee!

The Big Quilt Bee will be held June 15-18, 2017 at Quilt Canada 2017 in Toronto, ON. We'll have sewing machines, long arms, mid arms and an army of volunteers ready to work on quilt tops and stacks of

slabs made by hundreds of Canadian quilters. But your help is needed!

Our goal is to make and donate 1,000 quilts for kids at Ronald MacDonald Houses across Canada!

Here's where we need your help. We need lots of quilt tops and 12 1/2" slab blocks incorporating at least one piece of special Canada fabric.

Help spread the word! Put our Big Quilt Bee logo onto your blog or webpage. Use the hashtag #bigquiltbee on all your social media posts to help spread the word!

<https://www.canadianquilter.com/events/quilt-canada-2017-quilting-bee.php>

**BHQG****BHQG PINS - \$5 only**

Proudly wear a BHQG Guild pin.

Please see Membership to purchase one.

**SPRING RETREAT 2017  
QUILT FLING Chapter 27**

March 31 - April 2, 2017

Camp Trillium, Waterford.



We have 41 people registered for the retreat March 31, April 1,2, 2017. The registration form was included in your November newsletter so it should be available at the web site under newsletter. Get your registration form and deposit money in at the December meeting. So far, 23 people have paid in full so there will be lots of competition for the early bird draw for those paid in full, for a \$50 rebate. There will be one lucky winner.

We will feed you three lunches, two dinners and two breakfasts. The committee will provide peanut free snacks throughout the day. The retreat starts Friday morning. Evening program for Friday includes a merchant mall and a wine and cheese reception with opportunities for show and share. Bring an item or two or more to show off to a group of like minded individuals.

*Joanne Beard, Retreat Convenor*

**BOM with JO**

There are now 34 participants in the BOM program. Each month you pick up your pattern and make as many of the six inch block as you want to make. There will be at least 7 blocks and some sashing ideas.



Most of the blocks contain half square triangles and the patterns show sewing two triangles together. Feel free to use Thangles or other products to make your half square triangles. There are many other techniques out there that are easier to use than sewing bias edges together.

June will be the unveiling of your version of this quilt.

*Joanne Beard, BOM Convenor*

**CQA BUS TRIP - FRIDAY, JUNE 16, 2017**

The bus is booked for June 16, 2017.

Registration forms will be found in the **January newsletter**. The cost will be available at that time.

Mark the date on your calendar!



**BRANT HERITAGE QUILTERS GUILD** publishes the *BRANT QUILTERS VOICE* ten times a year. Editor: Aline Chan

We welcome editorial contributions and submissions. You may email submissions to [alinchan@rogers.com](mailto:alinchan@rogers.com)

**Advertising Policy:** Advertisement of a product or service does not indicate endorsement by the publisher. Publisher does not assume any responsibility by warranty or otherwise with respect to products or services advertised.

**SIGNING OF THE MEMBERSHIP APPLICATION AND CHECKING THE APPROPRIATE BOX** gives us permission to send you Guild-related notices / announcements. To unsubscribe, please email the editor with the words 'unsubscribe' on the subject line.

**PROOF-READERS:** President Sue Baldauf, Treasurer Anne Maguire, Bonnie MacDonald, Dianne Thomas, Rose Marie Robinson.



## BHQG WORKSHOPS AT SMOKEY HOLLOW OR ETONIA

SMOKEY HOLLOW ESTATES, 114 POWERLINE ROAD, BRANTFORD - EAST OF GRETZKY PKY



**Etonia United Church Hall  
(Princeton)**

101 Hwy 2, Etonia, ON  
N0J 1V0

⇒ **December 10:** Kay Boyd will teach you how to make her Prairie Point Christmas Angel. Cost \$10.  
The day is open to those who want to work on UFO (\$5) or Outreach (Free).

Come out for a great day of sewing and chatter.

Sign up at the Guild meeting or contact Lorraine Gerald [Lmgeraldi@gmail.com](mailto:Lmgeraldi@gmail.com)

Bring your lunch.  
Tea and Coffee is provided.

### OUTREACH CHARITY TOTALS 2016

Check here every month to see the total progress BHQG Outreach Committee is making during 2016 by quilting gifts for various charities in our community.

| Quilts | Taggy Blankets | Burp Towels | Pillowcases | Placemats | Bibs | Hardy Terrace, Mt. Pleasant<br>Touch Quilts |
|--------|----------------|-------------|-------------|-----------|------|---|
| 89     | 19             | 18          | 41          | 80        | 8    | 14  |

If you want to participate by making these quilted gifts or/and would like more information, please speak to Rica or send her an e-mail:

[1maguire1@rogers.com](mailto:1maguire1@rogers.com)

For Touch Quilts, contact Judy at [judytaylor379@gmail.com](mailto:judytaylor379@gmail.com)

Our goal is 40 touch quilts so everyone in the Dementia / Alzheimer's unit gets one, at Hardy Terrace Nursing Home in Mt. Pleasant.

#### Stedman Hospice

| Arm Pillows | Blankets | Bibs |
|-------------|----------|------|
| 20          | 3        | 17   |

"Sharing, caring and working together, helping to make the world a better place." ~Karen's Kids



### MORE ABOUT THE POP TABS!

Last year the money from the pop tabs that our club, the Brantford Sun-Downers, collected went to the AboutFace Foundation. Since this organization is not as well-known as some, it was decided to donate to this worthwhile cause again this year.

Every year in Canada, approximately 10,000 babies are born with facial birth defects making it the second highest birth defect affecting 1: 600 live births. Additionally, 50,000 individuals will acquire a facial disfigurement this year alone as a result of trauma like car accidents or fires or health issues.

AboutFace is a lifeline, a source and outlet for these individuals and families. It does not receive any government funding and is not a United Way Member agency. They rely on donations!

If a small effort like collecting pop tabs will help in any way, it is certainly worth the effort to help this wonderful organization. Please bring those pop tabs to me at any of the meetings. My club thanks you, the AboutFace Group will thank you and I thank you for your assistance.

*Bonnie MacDonald*

(Last year, we collected two lonely tabs. This year, we have received several bags of them. Thank you!)





### DECEMBER CANADIAN "OLYMPIC" TRIVIA

- In 1904, Henry Ford opened an automobile manufacturing plant in Windsor, Ontario – you could use a **Carpenter's Wheel Quilt Block**
- In 1938, Franklin D. Roosevelt became the first U.S. president to make an official visit to Canada – you could use the **Friendship Star Block**.
- On January 1, 1998 - Toronto and six other communities are merged to form a new megacity. The next day Mel Lastman is sworn in as its first mayor – you could use a **Disappearing Nine Patch block** for this.
- On September 11, 2001 after the bombings at the World Trade Center in New York, 38 planes carrying 6,600 passengers and crew members were diverted to **Gander, Newfoundland** – you could use the **Shoofly Block**. The block was used along the Underground Railroad identifying someone who would guide slaves and help them escape.

### CANADA 150 PLACEMATS

Please return placemats by the MARCH 2017 meeting so we have enough time to make the labels.

We still have these years available: 1878, 1899, 1903, 1904, 1906, 1982, 1984, 1991, 1998, 2002, 2004, 2006, 2007, 2008, 2009, 2011, and 2013. If you would like one of these years, please let me, Becky, know, and the first person to request a year will receive it.

### IN 2017, CANADA WILL BE CELEBRATING ITS 150TH ANNIVERSARY!




The guild is joining in the celebration by creating 150 placemats, one for each year. These placemats will be put on display at the Bell Homestead National Historic Site in June 2017. After the display, the placemats will be donated to charity. If you would like your placemat returned to you after the display at the Bell Homestead, please let us know so we can keep track of them.

If you have chosen a year and you are having troubles with ideas for it, please let Becky know and I can help you with some research into that year for you, or if you have a year in mind and are not sure if it is available please email her at [rde2goquilting@gmail.com](mailto:rde2goquilting@gmail.com).

The years noted in the Canadian trivia are years that have not been claimed yet so if they interest you let me know you want that year and I will put your name down. We have had 58 completed placemats returned to us and still have 17 years unclaimed.

### Socialising while making a Prairie Point ornament




Carpenter's Wheel



Friendship Star



Disappearing Nine Patch



Shoofly

## LIBRARY NEWS

We have 2 new books for our library this month:

**PATCHWORK PLEASE!** - this book has several quick little projects that would be ideal for that last minute Christmas gift from the heart.

**ALL POINTS PATCHWORK** - English paper piecing beyond the hexagon for quilts & small projects.

As always, should you wish to reserve a book or magazine from our library just send me an email.


FYI— our library is open at 11am at our SEWcial and you are free to peruse & sign books out.

Have a wonderful holiday!

Don't forget to visit your library and get a ticket for our monthly draw.

GET YOUR DRAW TICKET BY VISITING THE LIBRARY.

Your Library Team,  
kim\_quilts@outlook.com



## SHOW OFF YOUR SHOW AND TELL

Please don't keep your Show and Tell hidden in a bag all evening. We will have a display table ready for you to show off your work throughout the meeting. Look for the table just outside the Library and please sign the list you will find there so we can acknowledge your participation in the following month's newsletter.

In this way, we will have more time to view everyone's work up close. The Show and Tell will occur as usual at the end of the meeting, as you take your own work off the table and reveal to everyone the inspiration behind your creations.



## SHOW & TELL PARTICIPANTS NOVEMBER

- Jo Beard
- Becky McAlister
- Carla Rutherford
- Norma Lanken
- Bonnie MacDonald
- Trudy Baumgard
- Dianne Thomas
- Beryl Arnold

You will see pictures of most of them in this newsletter.



Our Publicity person is  
Rose Marie Robinson.

We continue to submit notices of our meetings to a number of local papers. At our October meeting, three new members attended in response to the ads. Please let Rose Marie know of any special activities that should be mentioned in the news media.

## QUILT EXPO 2018

STILL NO NEWS TO SHARE!  
Your patience is requested.



Even though there is no news to report, our team on the Steering Committee is actively discussing items relevant to our next Quilt Expo. So do not despair! We will share once we have definite news.

Quilting is a tradition that has been around for a long time, and has been popular all over the world. Which country is the oldest known quilt from?


° Colonial America ° Egypt ° China ° India.

Email Aline with the correct answer and you may win a prize from randomly selected names.


If you know of a Guild member who is in need of a card for illness, condolence or 'thinking of you', please let Rose Marie know:

[rwoodley000@sympatico.ca](mailto:rwoodley000@sympatico.ca)

(519) 448-3842







**SHOW & TELL**  
 Joanne made two red dog / cat beds and her cat, Rusty, tested and approved them.





### CANADA'S 150 PLACEMATS

In 2017, Canada is celebrating its 150<sup>th</sup> anniversary. The guild is joining in the celebration by creating 150 placemats, one for each year. These placemats will be put on display at the Bell Homestead National Historic Site in June 2017. After the display, the placemats will be donated to charity. If you would like your placemat returned to you after the display at the Bell Homestead, please let us know so we can keep track of them.

If you would like your placemat returned to you after the display at the Bell Homestead, please let us know so we can keep track of them. If you don't want them returned they will be given to Outreach.

If you have chosen a year and you are having troubles with ideas for it, please let Becky know and she can help you with some research into that year for you, or if you have a year in mind and are not sure if it is available, please email her at [rde2goquilting@gmail.com](mailto:rde2goquilting@gmail.com).

The years noted in the **CANADIAN OLYMPIC TRIVIA** are those that have not been claimed yet.

For the Canada 2017 placemats we are asking participants to give us their information about the placemat they have created and we will take that information and make labels for them. Becky has forms available at the guild meeting. PLEASE LET US KNOW:

|                                   |  |
|-----------------------------------|--|
| The year being recognised         |  |
| Your Name                         |  |
| Your inspiration for the placemat |  |
| Date & place it was completed     |  |



## AWARD WINNING CANADIAN INNOVA DISTRIBUTOR

ABM Innova manufactures the highest quality state-of-the-art quilting machines that will enhance your quilts, improve your productivity, increase your excitement and ENSURE YOUR SUCCESS! INNOVA ... the choice of professionals!







**OUTREACH**  
Photos by Roseline





Placemats for Canada 150

**SHOW & TELL**

Photos by ROSE MARIE



**SMOKEY HOLLOW WORKBEE & WORKSHOP**





**HEXAGON happenings****AUTHOR:** Carolyn Forster

Reviewed by Linda Raney


A complete step-by-step photo guide to hexagon techniques with 15 quilts & projects.

This is a really great book devoted to the Hexagon shape with a comprehensive guide to planning and finishing quilts and projects.

The journey begins by taking you through the basics with easy to follow, clear, concise instructions with lots of pictures. There are many projects from simple to more challenging using templates and cutting shapes from fabric strips.

For the projects the fabric requirements are stated, cutting instructions given and methods clearly stated with good pictures.

You are guided through the process and by using larger shapes, hexagon quilts can be finished quickly and easily. There are pages of quilting designs as well for your hexagon quilts.

**VENDORS CAME TO SHOW US NEW ITEMS**

## CANADA 150 & WHAT IT MEANS TO ME

BY Bonnie MacDonald

My Participation for Canada's 150<sup>th</sup> celebration is the same that it has been for most of my adult life – QUILTING!!! Quilting has been around for all of those years and it takes a lot of energy to complete a quilt.

Let me walk you through what goes into making a quilt.

The first thing is LOTS OF LIFTING WITH MUCH BENDING AND STRETCHING. There are many patterns and ideas to be found so they have to be searched out to find the perfect one for the person receiving the quilt. Once the pattern has been selected, you can sit and take a bit of a rest while you design your ideas and contemplate colours.

The next step involves similar movements as you search through your stash of materials to see what is on hand. Have you ever seen the inside of a quilter's sewing room? To discover what materials are available, you have to CRAWL under tables and into small places, LIFT the many boxes and storage containers to find the perfect pieces and colours.

Once your own stash has been well searched, the RUNNING begins. Do you know how many quilting stores are in Southern Ontario and how much energy is used up getting in and out of the car at each of them to find the perfect material? Not to mention the WEIGHT LIFTING to carry the metres of material to the car and then into the house when you are done.

Now that all of the materials are assembled, it is time to wash them all. The material is heavy enough but if you get 5 or 6 metres wet, your muscles are given a real work out.

All those arm muscles are again called upon to stretch while you are folding and ironing the material. Sometimes family members are even involved to help you do the stretching and folding of the large pieces of material.

When all is ready the boards and cutting equipment are called into duty. Each piece has to be measured with exact cutting and lots of pressure applied to the rotary cutter to make the many required pieces.

When you have no more energy left to do the cutting and bending over the boards, you get to sit at your sewing machine and use your leg and feet muscles to run the machine for many hours but depending where your design wall is located, you get lots of up and down exercise and more RUNNING as you move from the machine to the wall to place the pieces of your design.

In between all of these steps we mustn't forget the meals, housework, laundry and family appointments that have to be fitted into the process.

Once your quilt top has been sewn together you breathe a sigh of relief and take an extra breath as you head into the next steps.

More shopping to get the backing and the batting, more searching for the necessary material, more washing and measuring all have to take place.

Now we are ready to sandwich the quilt. We are now talking about 3 pieces of material as big as a bed – crib, twin, double, queen or king. Just imagine how heavy each of those would be and how many muscles are involved in the lifting, ironing, carrying and folding those.

To sandwich a quilt, it is necessary to have a large area that is clear of anything else – moving furniture or setting up large tables now come into play – MORE WEIGHT LIFTING for sure!!!!

Once you have all three pieces sandwiched together on your surface, holding them together for the quilting process has to be done by pinning them together. Just think of all of that BENDING and STRETCHING necessary to put hundreds of pins into the quilt.

Folding the sandwiched quilt now takes many more muscles because of all of that weight in the 3 layers but don't forget the pins!!!!

Have you ever tried to WRESTLE a king sized quilt through a 6 – 9 inch hole and have it come out all nicely quilted? Take a quilt off of your bed and see how well that works for you. It takes many hours to finish quilting a quilt. Muscles in your arms, back, legs and feet are all called into play as you guide the quilt through the machine.

I have spent up to 50 hours just with the quilting process of a larger quilt.

Once it is quilted, you have to remove all of those pins, square up the quilt and trim the edges. Now the binding has to be put all the way around the quilt and the attaching of it completed by hand.

Not done yet!!!!

Don't forget the label which tells the story of the quilt so the person receiving it can appreciate some of what went into their gift.

All my quilts are made with love and most are given as gifts to family and friends except for the ones that decorate my home for the various seasons.

I also belong to organizations that donate quilts to various centres where there is a need so many of my quilts find homes elsewhere.

My husband just shakes his head when he comes into my sewing room and figures that all of my plans for quilts will far outlive me. In the meantime, I get lots of exercise doing something that has been done by many of my family generations before me. One of my favourite sayings is, "So many quilts, so little time!" but I am sure that all of my Participation will help me do as many as possible.



**SPRING RETREAT 2017 QUILT FLING**  
**CHAPTER 27 March 31, April 1, 2, 2017.**  
**CAMP TRILLIUM, WATERFORD**  
**INFORMATION SHEET**

### Accommodations

Camp Trillium in Waterford is in a beautiful forested area with a small lake. The sleeping cabins are separate from the meeting areas. They are very rustic with single bunk beds. Each semi-detached cabin has three bedrooms and a full bath and a powder room. You can drive up to the door to unload your gear. There are ramps into each cabin as well as stairs. There are pictures on the website if you would like to check it out in advance.

[rentals@camptrillium.com](mailto:rentals@camptrillium.com) There will be a limited number of single rooms available.

**You must bring your own bedding (pillows, sheets and quilts or sleeping bags) and towels.**

### Meals

You will have all meals included -lunch on Friday, Saturday and Sunday, breakfast on Saturday and Sunday and Dinner on Friday and Saturday.

If you have dietary concerns, please indicate on the registration form. We have to let the kitchen know 2 weeks in advance.

**This is a totally peanut free camp. You must bring only packaged snacks that are clearly marked. It is not acceptable to bring goods that claim they may have come in contact with nuts. We will provide appropriate snacks throughout the day. Trust us!**

### Program

This is a UFO retreat. There will be a possible pattern provided in your folder which you will receive in February if you would prefer a weekend project. There will not be an instructor. You will also receive a block kit to prepare for the retreat.

Bring your hand work to attend a late night sewing circle if interested.

Merchant Market will be available on Friday after dinner and before wine and cheese reception

We are asking for donations for the silent and Aline style auctions. Half of the proceeds will go to Camp Trillium.

**There will be three mini Workshops offered. You may choose to participate in none, one, two or all three.**

#### A. Friday afternoon – Needle turned appliqué

With **Roseline Dufour**

Roseline will bring most of the supplies to immerse you in hand worked appliqué. Most have seen her amazing work and many will be interested in attempting this technique. Bring a square of background fabric and hand sewing supplies and Roseline will provide the rest of the supplies.

#### B. Saturday morning – Paper piecing - add a quarter ruler – 3

With **Joanne Beard**

Joanne will prepare small kits of fabric and patterns to learn this technique quickly. You will need your sewing machine, basic sewing supplies and bring an add-a-quarter ruler if you already have one. There will be some available for sharing.

#### C. Saturday afternoon – Strip tube technique

With **Cathy Eagles**

Cathy will introduce the strip tube technique using strips and a 6 ½ inch square ruler. If you would like to make a lap quilt, you will need a jelly roll of 2 ½ inch strips ( about 40) and ¾ of a yard of a light and a dark hued fabric) if you want to experiment with the technique but not make a quilt bring about 10 2 ½ inch strips

### Your Costs – only...

A. Double room - \$160 each person.

B. Single room - \$200 (limited number available)

+ \$5.00 for non-members for a temporary membership to be included in insurance coverage.

### Payment Details

1. All registrations require a \$60 deposit

2. Early Bird – full payment by Dec. 8 qualifies for a draw for \$50 credit for retreat)

3. Instalment Plan – post dated cheques

Double- \$100 Feb. 9, 2017.

Single - \$140 Feb. 9, 2017.

NSF cheques will be charged \$35.

Refunds – at the discretion of the BHQC retreat committee

Contact – Joanne Beard, [beards@cogeco.ca](mailto:beards@cogeco.ca) 905 920-9295



**SPRING RETREAT 2017 QUILT FLING**  
**CHAPTER 27 March 31, April 1, 2, 2017.**  
**CAMP TRILLIUM, WATERFORD**  
**REGISTRATION FORM**

NAME \_\_\_\_\_

ADDRESS \_\_\_\_\_

EMAIL \_\_\_\_\_

PHONE # home \_\_\_\_\_ cell \_\_\_\_\_

EMERGENCY CONTACT name/phone# \_\_\_\_\_

Medical **dietary** needs? (EG – dairy, gluten, vegetarian) Details.

**This is a UFO retreat.**

**There will be three mini Workshops** (please circle one, two or three)

A. Friday afternoon – needle turned appliqué with Roseline Dufour

B. Saturday morning – paper piecing - add a quarter ruler with Joanne Beard

C. Saturday afternoon – strip tube technique with Cathy Eagles

**Accommodation** (please circle one)

A. Double room - \$160 each person. Share with? \_\_\_\_\_

B. Single room - \$200 (limited number available)

Special Accommodation Needs? Details.

**Payment Details**

1. All registrations require a \$60 deposit.

2. Early Bird – full payment by Dec. 8 qualifies for a draw for \$50 credit for retreat)

3. Instalment Plan – post dated cheques

Double - \$100 Feb. 9, 2017.

Single - \$140 Feb. 9, 2017.

4. Non-members must pay a \$5 fee for a temporary membership.

This is an insurance matter.

NSF cheques will be charged \$35.

Refunds – at the discretion of the BHQG retreat committee

I hereby release the Brant Heritage Quilters Guild from any loss, injury or damage of any nature including death, while attending this retreat.

Signature \_\_\_\_\_ Date \_\_\_\_\_

Contact – Joanne Beard, [beards@cogeco.ca](mailto:beards@cogeco.ca) 905 920-9295

*Cherished  
pieces™*



For Quilters & Sewists

Monthly Specials – Weekly Features

Classes – Upscale Retreats

Tues. – Fri 10-4, Wed till 6, Sat 9-3

133 Broadway Street, Tillsonburg, On

519.842.2658

[www.CherishedPieces.com](http://www.CherishedPieces.com)

**BLOCK OF THE MONTH WITH JO**




**HEATHER STOCK**  
519-625-8435  
[heather@thequiltplace.ca](mailto:heather@thequiltplace.ca)  
[www.thequiltplace.ca](http://www.thequiltplace.ca)

*Fabric, Quilting Supplies,  
Ready & Custom Made Quilts*

3991 Perth Rd. 107, Box 223, Shakespeare, ON N0B 2P0



*Heirloom Treasures*

*Creative Sewing Studio*



*Fine fabrics, patterns, books & designs*

*Innovative notions & sewing supplies*

*Quilting, machine embroidery & heirloom classes*

132 Governors Rd E.

Paris, ON N3L 3E1

(next to Brant Valley Golf Course)

519-774-5164

[heirloomtreasures01@gmail.com](mailto:heirloomtreasures01@gmail.com)

[www.heirloomtreasures.ca](http://www.heirloomtreasures.ca)



# HS Hamilton Sewing

Longarm Quilting, Embroidery, Sergers and Sewing Machines

Hamilton Sewing has been serving the Hamilton & surrounding areas for over 25 years. We are pleased to feature the superior quality and technological advancement of the Sewing, Quilting, Embroidery Machines & Sergers.

**Authorized Dealer for  
Baby Lock, Husqvarna, Handi Quilter  
Singer & Juki**

*Special Machine & Accessory Packages Available*  
**Visit Us Anytime for Your Personal Demonstration**



We also offer a wide variety of:  
Fabrics – 100% Cottons, Batiks, Flannels & Knits  
Specialty Sewing Accessories, Notions & Supplies  
Sewing Cabinets & Cutting Tables  
Inspiring Quilting, Embroidery & Sewing Classes  
Sewing Machine Service & Repairs

**Join our e-mail newsletter for weekly specials**  
*Guild Members Save 25 % Off Fabric Everyday*

1564 Main St W, Hamilton, ON  
Phone: 905 527 6794  
Email: [michele@hamiltonsewing.com](mailto:michele@hamiltonsewing.com)  
Website: [www.hamiltonsewing.com](http://www.hamiltonsewing.com)  
or [www.hamiltonquilting.com](http://www.hamiltonquilting.com)

At Hamilton Sewing,  
Guild members save 25%  
off fabric everyday.

*Friends are like  
Fabric  
You can never  
have enough*

**Village Square Quilt Shop**  
Fabric, Classes, BOM, Mystery Quilt

Unit 50 - 422 Pearl Street  
Burlington, ON L7R 2N1  
[www.villagesquarequilts.com](http://www.villagesquarequilts.com)  
905.681.2256 vsqs@outlook.com

*Fabrics & Quilts*

**Country Patchworks**  
Woodstock, Ontario

Ph. (519) 537-8753  
515533 11th Line  
R.R.#3 Woodstock, ON  
N4S 7V7

[www.countrypatchworks.ca](http://www.countrypatchworks.ca)  
...Worth the Drive to the country!

**FABRIC**  
*Please!*

Your CANADIAN online fabric store!

**FabricPlease.com**

Worldwide  
Flat Rate  
Shipping  
\$8-CAN / \$15-US  
\$35-INT

**PLEASE SUPPORT OUR ADVERTISERS**