



BRANT QUILTERS VOICE

December 14, 2017



DECEMBER 14 PROGRAM

The holiday season is upon us and we, at the BHQG, wish to present a **Holiday Festive Program** for all of our members. The evening program

will consist of a hands-on activity presented by Kim Callaghan. Please bring your own sewing kit (needle, scissors, thread etc.). The project consists of a modern and a standard version of an appliquéd poinsettia. A background white fabric and scraps of red and green fabric will be provided but if you have batik fabric that you wish to use, do not hesitate to bring it for your use.

During this activity, you will be treated to warm apple cider as well as cupcakes (some gluten and dairy-free) as well as cheese and crackers, all organized by Mary Connan. How splendid!

Several games will be played, followed by the Parade of Christmas Quilts (big or small). And to finish off the evening, Joy Archer, our in-house piano player, will entertain you with seasonal songs.

Most importantly we hope our members will take this opportunity to socialize with the other guild members.

N.B. We will have a **show and tell** later that evening.

Roseline Dufour, Program Chair

- CHECKLIST**
- ✓ Name Tags
 - ✓ Find the thimble
 - ✓ Return completed Mug Rugs
 - ✓ Pop / beer / cat food tabs/ contest
 - ✓ BOM
 - ✓ Cuddle Quilts / Outreach—Take a kit home
 - ✓ 50 / 50 Draw: \$1 a ticket, 3 for \$2
 - ✓ **SHOW OFF YOUR SHOW & TELL** (*sign sheet*)
 - ✓ Library opens at 6:15 PM & at SEWcial
 - ✓ **BHQG QUILT EXPO OCTOBER 19-20, 2018**
 - ✓ **BRING ITEMS FOR THE BRANTFORD FOOD BANK**
 - ✓ Don't forget to bring your sewing kit tonight!

SEWcial Please join us on December 14 at 11AM, at St George United Church. A dedicated time to sew without interruption. There is space to pin baste or spray baste your quilts, get help, learn techniques or just sew.



**HAPPY BIRTHDAY
DECEMBER**



- | | |
|-------------------|--------------|
| Susan Hendsbee | Norma Lankin |
| Carol Hunter Ward | Liz Martin |
| Carla Rutherford | Linda Smith |

Demo in the kitchen at 6:45 - 7:00 PM

MONTH	SKILLS	PRESENTERS
December	Film Strip Demo for the Quilters' Walk of Fame feature	Becky McAlister / Lorraine Giraldi
January	Sandwiching a Quilt	Rica Maguire / Stephanie Nemeth

WELCOME NEW MEMBERS AND GUESTS
No new members in November. Remember to turn to those beside you or behind you and in front of you and introduce yourself.

DID YOU KNOW...

- ⇒ that the people of Antarctica fall into two main groups, those who live and work on scientific research stations or bases, and tourists. There are no commercial industries, no towns or cities, no permanent residents.
- ⇒ that Alias Grace, the movie based on Margaret Atwood's book, has helped promote new interest in quilting. In the book, each section of the novel is named for a quilt block such as Broken Dishes and in the movie, Grace sews quilt blocks throughout her sessions with Simon.
- ⇒ that two quilters from Waterloo prepared the quilted works for the movie, Alias Grace.
- ⇒ that Talize is a Thrift shop in Hamilton, Kitchener and London that will accept fabric scraps and snippets along with used clothing. For each donation, they offer a coupon that gives \$5 off your next purchase of \$25.

NEWSLETTER DEADLINE

Deadline: 15th of each month
NEXT DEADLINE: December 20 for the January issue. We solicit articles & request that they be kept to a 1/4 page / 200 word maximum.

BHQG QUILT EXPO 2018 MEETING

Tuesday, December 21st, 5:30 PM
Brant Mutual Insurance Community Room
20 Holiday Drive, Brantford

BHQG EXECUTIVE MEETING

Tuesday, December 21, 6:30 PM
Brant Mutual Insurance Community Room

CUDDLE QUILT / OUTREACH

FIRST TUESDAY OF EACH MONTH
December 5: 10:00 AM at Rica Maguire's home



PRESIDENT'S CORNER

Christmas is just around the corner as we wait for the last leaves to drop off the trees and the snow to fall on our world. This is the time for finishing the Christmas gifts for family and friends, as well as making last minute contributions for Outreach to give to the needy in our community.

This Christmas, let's not forget about the Brantford Food Bank. The normal items of non-perishable foods are always needed. But at this time, please consider Personal Care items (like shampoo, soaps, toiletries etc) which may go to the Start up Kits for those who are setting up new living spaces, and toys and gift items which may go to the Christmas Baskets program. Your contributions will be delivered Friday Dec. 15.

Your BHQG executive wishes each and every member of our vibrant BHQG quilting community a Merry Christmas and a Happy and Healthy New Year.

Sue Baldauf, President



Annual Spring Retreat SPRING INTO SEWING March 23 - 24 - 25, 2018. Camp Trillium, Waterford

Watch for the details in THIS newsletter. Registration forms will be in the December newsletter.

Registration begins at the December meeting. If you pay in full at that meeting, your name will go into a draw for \$50 towards the retreat.

You can expect a fun-filled, social, educational and relaxing retreat from the real world!!!

Joanne, Chair



OFFICERS 2017-2018

President	Sue Baldauf
Past President/Nominations	Roseline Dufour
Vice President	Becky McAlister
Recording Secretary	Stephanie Nemeth
Treasurer	Anne Maguire
Membership Greeter	Aline Chan / helper Laurann Bivens Joan Tressel
Publicity/Info to CQA	Rose Marie Robinson
Program Committee Chair	Roseline Dufour, Sarah Yetman
Workshop	Lorraine Galdi
Newsletter Editor	Aline Chan
QUILT EXPO CHAIR 2018	Roseline Dufour

COMMITTEES

Retreats / Bus Trips	Joanne Beard
Library: Kim Callaghan	Cathy Eagles, Susan Archer
Quilt Racks	Sue Baldauf
Outreach: Cuddle Quilts	Rica Maguire, Stephanie Nemeth
Historian	Roseline Dufour
Photography	Pam Turner / Rica Maguire
Quilt Documentation / Archives	Carol Hunter-Ward
Socials / Potlucks	Mary Connan
Pop Tabs	Bonnie MacDonald
50/50 Draws Anne MacFarlane	Gay Spong / Alice Farrenden
Block of the Month	Laurann Bivens
Special Projects—Regular	Quilt Expo Projects
Scholarship	Sue Baldauf
SEWcials	Aline Chan / Kim Callaghan
Webmaster	Aline Chan

Replacement Guild Lanyards \$6

THE HIDDEN THIMBLE

Find the hidden thimble in the newsletter. EMAIL Aline or leave a note at the Membership Table, telling where it is located and you will be entered into a draw to win a prize. You have to be present at the meeting to be eligible for the prize draw.

NOVEMBER WINNERS!

- **FIND THE THIMBLE:** Loren Forrest
- **DOOR PRIZES:** Pat Mitchell, Joy Layfield,
Liz Catherwood, Ofelia Escareno
- **LIBRARY:** Loren Forrest
- **50 / 50 DRAW:** Deb Shaw



OF INTEREST TO QUILT LOVERS

Until Feb 18 - A Thread and a Story: Mississauga Bradley Museum.
<https://culture.mississauga.ca/> Every quilt tells a story. This exhibition shares stories and traditions from the age old practice of quilt making. Free admission.

Dec 5 Canadian Nine-Patch Exhibit, This free one day event is sponsored by "Love My Hood" and the City of Burlington. Brant Hills Community Centre.

2018

March 23 - 25: BHQG SPRING RETREAT

March 23 - 24, Quilt Fever, Etobicoke Quilters Guild, Nielson Park, www.QuiltFever.ca

April 26 to 28 Piecemakers, Pyramid Centre, St Marys
<http://www.huronperthquiltersguild.com/piecemakersquiltshow.htm>

May 4-6 Kawartha Quiltmakers Guild, Peterborough
<http://www.kawarthaquiltmakersguild.ca/>

May 31-June 2: Canadian Quilters Association Quilt Show, Vancouver <https://www.canadianquilter.com/>

June 1-2 Bluewater Quilt Show, Harry Lumley Bayshore Community Centre, www.bluewaterquiltersguild.ca

July 7-8 A Stitch in Time Quilt Show, Prince Edward County
<https://pecqguild.weebly.com/2018-quilt-show.html>

**Oct 19 - 20 ONCE UPON A QUILT
 BHQG QUILT EXPO 2018
 Best Western Plus, Brantford**

listing of Quilt Shows in Canada:
<http://www.canadianquilter.com/>

BHQG

BHQG PINS - \$5 only

Proudly wear a BHQG Guild pin.
 Please see Membership to purchase one.



BOM with LAURANN

**PICK UP YOUR BOM INSTRUCTIONS
 AT THE MEMBERSHIP TABLE IF YOU
 DO NOT RECEIVE THEM BY EMAIL.**

LAURANN HAS BEEN EMAILING THE BLOCKS EVERY MONTH. IF YOU HAVE ANY QUESTIONS, PLEASE ASK HER.

Laurann

Lmgilchrist@rogers.com



may your
 bobbin
 always
 be full!



⇒ **Spring Retreat: SPRING INTO SEWING**
 March 23-25, 2018
 Camp Trillium, Waterford

⇒ **ONCE UPON A QUILT
 BHQG QUILT EXPO 2018**
 October 19 - 20, 2018
 Best Western Plus
 Brantford

BRANT HERITAGE QUILTERS GUILD publishes the *BRANT QUILTERS VOICE* ten times a year. Editor: Aline Chan
 We welcome editorial contributions and submissions. You may email submissions to alinchan@rogers.com

Advertising Policy: Advertisement of a product or service does not indicate endorsement by the publisher. Publisher does not assume any responsibility by warranty or otherwise with respect to products or services advertised.

SIGNING OF THE MEMBERSHIP APPLICATION AND CHECKING THE APPROPRIATE BOX gives us permission to send you Guild-related notices / announcements. To unsubscribe, please email the editor with the words 'unsubscribe' on the subject line.

PROOF-READERS ARE THE EXECUTIVE: Sue Baldauf, Anne Maguire, Rose Marie Robinson, Roseline Dufour, Becky McAlister.

BHQG WORKSHOP

SMOKEY HOLLOW

DECEMBER 16TH WORKSHOP AT SMOKEY HOLLOW



\$5

10AM—4 PM

Christmas is coming..... Come out and work on your projects.

You may also want to work on items for Tombola, Quiltique and the latest **Hallway Feature – Film Strip** project as displayed at the last guild meeting.

Bring your sewing machine and lunch. 🍴



Questions?

Contact Lorraine
Lmgeraldi@gmail.com

POSITION FILLED

COORDINATOR FOR TOUCH QUILTS

Thank you, Loren Forrest, for taking on the role of coordinator of the Touch Quilt Program.

Thank you to the members who make Touch Quilts—some do one a month.

Loren's email is
Lforrest52@hotmail.com



'THINKING OF YOU' cards

If you know of a Guild member who is in need of a card for illness, condolence or 'thinking of you', please let Rose Marie Robinson know:

rwoodley000@sympatico.ca
(519) 448-3842



OUTREACH CHARITY TOTALS 2017 AS OF SUMMER 2017

Check here every month to see the total progress BHQG Outreach Committee is making during 2017 by quilting gifts for various charities in our community.

Quilts	Taggy Blankets	Burp Towels	Pillowcases	Placemats	Bibs	Touch Quilts
84	15	6	38	200	20	0




QUILTS OF VALOUR:

We donated three quilts.

If you want to participate by making these quilted gifts or/and would like more information, please speak to Rica Maguire or

send her an e-mail: 1maguire1@rogers.com

For **TOUCH QUILTS**, contact our new coordinator, Loren Forrest at Lforrest52@hotmail.com



"Sharing, caring and working together, helping to make the world a better place." ~Karen's Kids

LIBRARY NEWS



Merry Christmas fellow Quilters!

We have one new book and a few new magazines for our library this month. The book is *QUILTING ON THE GO* - English paper piecing projects you can take anywhere, by Jessica Alexandrakis.

Our library opens at 11 AM during SEWCIAL - if you have never been to SEWCIAL, you don't know what you are missing. It is a great time to work on projects, get help from fellow quilters and, of course, socialize. At around 4 PM, we head over to the St. George Arms for dinner - all are welcome to join us.

Don't forget to ask for your draw ticket when you come to the library - 1 ticket for coming in - 3 tickets for a book report & 5 tickets for a flimsy or completed project from one of our library books.

Kim & your Library team.

kimberly.callaghan@hotmail.com

NOVEMBER

Sue Baldauf -Quilt

Sarah Yetman - Wallet

Becky McAlister - Wallet Purse

Alice Farrenden - Cats Wall Hanging

Carla Rutherford - Scrappy Pinwheel Quilt



Three quilts were presented to QUILTS OF VALOUR Area Representative, Elizabeth Verticchio. Bottom picture are the labels attached to each quilt.



Roseline and Leela demonstrate 9-Patch variations



Paris Quilting Bees' members made this quilt to commemorate Canada150.



ONCE UPON A QUILT - QUILT EXPO 2018

When is Quilt Expo 2018? October 19-20 2018

Where will it be held? Best Western Plus, Holiday Drive, Brantford.

Who is our Featured Artist? Roseline Dufour


- ◇ The organization of our **Quilt Expo 2018** is continuing but at a faster pace. Whether it is **Quiltique, Tombola, Opportunity Quilts, President's Challenge, Vendors, Publicity as well as the other committees**, members of the Steering Committee are making certain that all major elements are looked at to ensure that this **Quilt Expo** is the best show yet.
- ◇ At our December **BHQQ** meeting, we will have Rica talking about **Quiltique**, Rocky on **Tombola** and Kay for **Opportunity Quilt**—they will talk to you about their committees' projects. You can help out by making an item or items for the various projects and these ladies will be there to answer any of your questions.
- ◇ For the **Quilt Display**, how many quilts can I submit? For the display, we encourage members to bring in a maximum of 5 quilts. We will be asking you to group them in numerical order from 1 to 5. The first quilt of your choice will be the one that we guarantee will be hung on the display poles. The others will be hung up in the available spaces.
- ◇ Last month, the instructions regarding the sewing of the side of the film strips were handed out. In December, Becky and Lorraine will be showing you how this is achieved (see newsletter). Not to be missed!

*Do you have any questions regarding the **Once Upon A Quilt – Quilt Expo 2018**?*

Please do not hesitate to ask one of the members of the Steering Committee Meeting.

Next **Steering Committee Meeting** is on Tuesday December 19th from 5:30- 6:30 at the Brant Mutual Community Room, 20 Holiday Drive, Brantford. Please park at the back of the building.

HOW TO MAKE THE FILM STRIP HALLWAY FEATURE



Step 1. Your blocks should measure between 9 and 11 inches. Between your blocks, sew strips of 1½ inch strips. Also sew a black strip to the top and to the bottom.

Step 2. To make the side strips: Cut strips 1½ inch x the width of your fabric. The length of your first strip should be the length of your quilt blocks with the sewn strips (step 1). Make 4.

Step 3. Cut 1½ inch strips in black and 1½ inch in white. Cut approximately 3 of each colour.

Step 4. Sew the strips together using a ¼" seam. Alternate sewing your strips together by sewing white-black-white-black-white-black.


Step 5. Press your seams toward the dark fabric.

Step 6. Cut strips 1½ inch on the horizontal part of these sewn strips.

Step 7. Sew these strips together to match the length of the black strips (step 2). Make 2.

Step 8. Sew the black strips to the left and right sides of the black & white strips. Make 2.

Step 9. Sew these strips to both sides of your blocks (step 1)



ONCE UPON A QUILT- quilt expo 2018

Hallway Feature Project

Why do you take pictures?

You are invited to submit your 'pictures' of who you are as a quilter. The blocks can represent what you like, what your dreams are, your passion, etc. Example: if you are enamored with stars, your blocks can be about stars; if you want to show that you love the colour purple, make blocks so that purple is the centre fabric; if you love making row-by-row quilts, then use a row-by-row to build your film strip; you can base your film strip on your love for animals, nursery rhymes, hope, faith, healing, poetry, etc.

At the completion of this project, the film strips will be suspended in a maze from the ceiling to the floor and held there by small sand bags decorated with a camera therefore creating a 'red carpet' that the visitors can wander through at our Once Upon a Quilt- Quilt Expo 2018.

Details:

- √ Theme is: QUILTERS' WALK OF FAME
- √ Must be no higher than 8 feet and no shorter than 5 feet
- √ Must be no wider than 15 - 17 inches
- √ Can be one block or several blocks
- √ Project can be made by an individual or several people
- √ Must have a backing
- √ You may wish to baste the blocks or backing together, particularly if you wish to reuse them after the quilt expo
- √ You may use a batting or other filler if you wish
- √ Embellishments can be used
- √ A sleeve measuring the width of the top block must be sewn at the top of your 'film strip'
- √ A separate sheet will detail how to make the sides of the film strips.

Rules:

1. One person or a group of 2-4 individuals can participate in the creation of this strip.
2. The quilter may want to use different techniques or only one. The backside of the strips may be used to enhance the quilting stitches, more blocks may be added to that side or nothing else is added.
3. The sign-up deadline is: March 2018
4. Please use the forms to sign-up: (see below)
5. Prizes will be awarded.

QUILTERS' WALK OF FAME Project

Hallway Feature

ENTRY FORM

Name of individual(s) participating:

1: _____
 2: _____
 3: _____
 4: _____

Theme of the Film strip :

Entry form submitted by:

MEETING DEMOS
9-patch



Roseline and Becky shows off a sample for our Quilt Expo.



Alice Farrenden helps at the Retreat Registration table, on left. Sue Baldauf invites us to attend the church's Christmas Marketplace.



MEETING HAPPENINGS



OUTREACH



SHOW & SHARE

Many thanks to our white glove helpers!



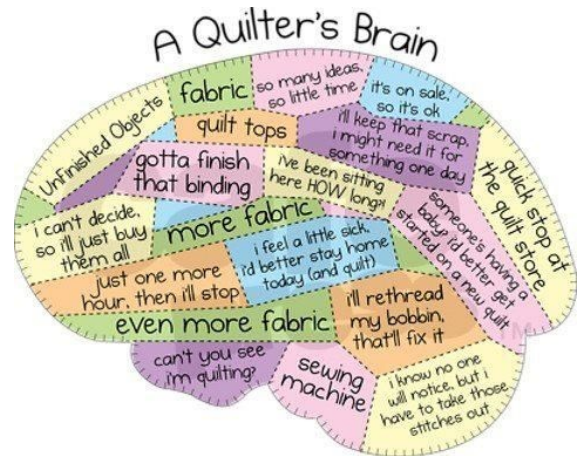
www.CherishedPieces.com

519.842.2658



Tuesday-Friday from 10-4 | Wednesday until 5 | Saturday from 9-3

Monthly Specials • Weekly Features • Classes • Upscale Retreats

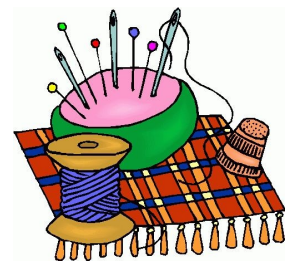



Heirloom Treasures
Creative Sewing Studio

Fine fabrics, patterns, books & designs
Innovative notions & sewing supplies
Quilting, machine embroidery & heirloom classes

132 Governors Rd E.
Paris, ON N3L 3E1
(next to Brant Valley Golf Course)

519-774-5164
heirloomtreasures01@gmail.com
www.heirloomtreasures.ca



HS Hamilton Sewing

Longarm Quilting, Embroidery, Sergers and Sewing Machines

Hamilton Sewing has been serving the Hamilton & surrounding areas for over 25 years. We are pleased to feature the superior quality and technological advancement of the Sewing, Quilting, Embroidery Machines & Sergers.

Authorized Dealer for

**Baby Lock, Husqvarna, Handi Quilter
Singer & Juki**

Special Machine & Accessory Packages Available
Visit Us Anytime for Your Personal Demonstration



We also offer a wide variety of:
Fabrics – 100% Cottons, Batiks, Flannels & Knits
Specialty Sewing Accessories, Notions & Supplies
Sewing Cabinets & Cutting Tables
Inspiring Quilting, Embroidery & Sewing Classes
Sewing Machine Service & Repairs

Join our e-mail newsletter for weekly specials
Guild Members Save 25 % Off Fabric Everyday

1564 Main St W, Hamilton, ON
Phone: 905 527 6794

Email: michele@hamiltonsewing.com

Website: www.hamiltonsewing.com
or www.hamiltonquilting.com

At Hamilton Sewing,
Guild members save
25% off fabric
everyday.

When life hands you scraps
Make Quilts!

Village Square Quilt Shop
Fabric, Classes, BOM, Mystery Quilt

Unit 50 - 422 Pearl Street
Burlington, ON L7R 2N1
www.villagesquarequilts.com
905.681.2256 vsqs@outlook.com

FABRIC Please!
Your CANADIAN online fabric store!

FabricPlease.com

Worldwide Flat Rate Shipping
\$8-CAN / \$15-US
\$35-INT

Country Patchworks Fabrics and Quilts

DEBBRA EDDY
Owner

515533 11th line
R.R. 3, Woodstock, ON N4S 7V7

519-537-8753
debbraeddy@hotmail.com
www.countrypatchworks.ca



PLEASE SUPPORT OUR ADVERTISERS

SPRING RETREAT 2018 QUILT FLING

CHAPTER 28

Spring into Sewing

March 23 - 25, 2018.

CAMP TRILLIUM, WATERFORD INFORMATION SHEET

Accommodations

Camp Trillium in Waterford is in a beautiful forested area with a small lake. The sleeping cabins are separate from the meeting areas. They are very rustic with single bunk beds. Each semi-detached cabin has three bedrooms and a full bath and a powder room. You can drive up to the door to unload your gear. There are ramps into each cabin as well as stairs. There are pictures on the website if you would like to check it out in advance. rentals@camptrillium.com
There will be a limited number of single rooms available.

You must bring your own bedding (pillows, sheets and quilts or sleeping bags) and towels and bath mat.

Meals

You will have all meals included -lunch on Friday, Saturday and Sunday, breakfast on Saturday and Sunday and Dinner on Friday and Saturday.

If you have dietary concerns, please indicate on the registration form. We have to let the kitchen know 2 weeks in advance.

This is a totally peanut free camp. You must bring only packaged snacks that are clearly marked. It is not acceptable to bring goods that claim they may have come in contact with nuts. We will provide appropriate snacks throughout the day. Trust us!

Program

This is a UFO retreat. There will not be an instructor. You will also receive a block kit to prepare for the retreat.

Bring your hand work to attend a late night sewing circle if interested.

Merchant Market will be available on Friday after dinner and before wine and cheese reception

We are asking for donations for the silent and Aline style auctions. Some of the proceeds will go to Camp Trillium.

There will be three mini Workshops offered. You may choose to participate in none, one, two or all three. More detailed supply lists will be provided with your booklet

A. Friday afternoon – Fiber Art Scarf

Teacher - Bonnie Greenwood

There will be a kit fee for this workshop. You will use sulky products to create a unique thread project.

B. Saturday morning – Paper Pieced Wallhanging

Teacher - Sue Baldauf

This is a scrappy project which can be made using fabric from your stash.

C. Saturday afternoon – Simple Slouch Bag

Teacher – Joanne Beard

You will need to bring 8 fat quarters (or 2 squares of fabric 36”) to create a large, slouch bag.

Your Costs – only...

A. Double room - \$170 each person.

B. Single room - \$210 (limited number available)

+ \$5.00 for non-members for a temporary membership to be included in insurance coverage.

Payment Details

1. All registrations require a \$70 deposit

2. Early Bird – full payment by Dec. 14 qualifies for a draw for \$50 credit for retreat

3. Instalment Plan – post-dated cheques

Double- \$100 Feb. 9, 2017.

Single - \$140 Feb. 9, 2017.

NSF cheques will be charged \$35.

Refunds – at the discretion of the BHQG retreat committee

Contact – Joanne Beard, beards@cogeco.ca

SPRING RETREAT 2018 QUILT FLING

CHAPTER 28 March 23-25, 2018.

CAMP TRILLIUM, WATERFORD

REGISTRATION FORM

NAME _____

ADDRESS _____

EMAIL _____

PHONE # home _____ cell _____

EMERGENCY CONTACT name/phone# _____

Medical dietary needs? (Eg.- dairy, gluten, vegetarian) Please provide details.

This is a UFO retreat.**There will be three mini Workshops (please circle one, two or three)**

- A. Friday afternoon - Bonnie Greenwood - Fiber Art Scarf
- B. Saturday morning - Sue Baldauf - Paper Pieced Flower Small Wallhanging
- C. Saturday afternoon - Joanne Beard - Slouch Bag

Accommodation (please circle one)

- A. Double room - \$170 each person. Share with? _____
- B. Single room - \$210 (limited number available)

Special Accommodation Needs? Details.

Payment Details

1. All registrations require a \$70 deposit.
2. Early Bird - full payment by Dec. 14 qualifies for a draw for \$50 credit for retreat)
3. Instalment Plan - post dated cheques
Double- \$100 - Feb. 8, 2018.
Single - \$140 - Feb. 8, 2018.

4. Non-members must pay a \$5 fee for a temporary membership. This is an insurance matter.

NSF cheques will be charged \$35.

Refunds - at the discretion of the BHQG retreat committee

I hereby release the Brant Heritage Quilters Guild from any loss, injury or damage of any nature including death, while attending this retreat.

Signature _____ Date _____

Contact - Joanne Beard, beards@cogeco.ca 905 920-9295