



**BRANT QUILTERS VOICE**

February 8, 2018



**FEBRUARY PROGRAM**



What style of quilting do you prefer? This February, three of BHQG members will show you their preferred style. Sue Hensbee, Kim Callaghan and Sue Baldauf will each present their 20 minute trunk show on their various styles of quilting.

Whether it is traditional, contemporary or modern quilting, our quilting knowledge will be enriched

For an added bonus, we ask our members to bring a quilt that has caused them a great deal of grief (took more time than usual to do, technique was difficult to execute, dislike its colours, etc.). Nevertheless, they have finished it as a flimsy or a completed quilt and wish to share their journey with the other members during **Show and Tell**.

*Roseline Dufour*, Program Chair


**Demo in meeting hall at 7:00 PM**

MONTH	SKILLS	PRESENTERS
February	How to Make a Quilt Sleeve	Sue Baldauf

**CHECKLIST**

- Name Tags
- √ Find the thimble
- √ Pop / beer / cat food tabs/ contest
- √ BOM
- √ Cuddle Quilts / Outreach—Take a kit home
- √ 50 / 50 Draw: \$1 a ticket, 3 for \$2
- √ **SHOW OFF YOUR SHOW & TELL** (sign sheet)
- √ Library opens at 6:15 PM & also at SEWcial
- √ **BHQG QUILT EXPO OCTOBER 19-20, 2018**

**SEWcial** Please join us on February 8 at 11AM, at St George United Church. A dedicated time to sew without interruption. There is space to pin baste or spray baste your quilts, get help, learn techniques or just sew.



**HAPPY BIRTHDAY**

**February**

Cathy Eagles	Alice Farrenden	
Faye Klassen	Sharon Oldfield	Ann Verth
Betty Ramsey	Wendy Sutherland	



**WELCOME NEW MEMBERS AND GUESTS**

Please turn to the person on both sides of you and introduce yourself. Make our members and guests feel welcome.

**DID YOU KNOW...**



- that we welcome returning member, **Kim Ferrell**.
- that February is the month of Aquarius, the amethyst, the primrose flower and Valentine’s Day
- that February is the only month that can pass without a full moon. This will happen in 2018.
- that in February, the Winter Olympics will begin in PyeongChang in South Korea at an estimated cost of a record \$10billion.
- that Frankenstein will be 200 years old in 2018. Mary Shelley was visiting Lord Byron in Switzerland and wrote the book as a result of a challenge to all the visitors that they write a ghost story.

**NEWSLETTER DEADLINE**

**Deadline: 20th of each month**

**NEXT DEADLINE:** February 20 for the March issue. We solicit articles & request that they be kept to a 1/4 page / 200 word maximum.

**BHQG QUILT EXPO 2018 MEETING**

Tuesday, February 20, 5:30 PM  
Brant Mutual Insurance Community Room  
20 Holiday Drive, Brantford

**BHQG EXECUTIVE MEETING**

Tuesday, February 20, 6:30 PM  
Brant Mutual Insurance Community Room

**CUDDLE QUILT / OUTREACH**

**FIRST TUESDAY OF EACH MONTH**

**February 6: 10:00 AM at Rica Maguire’s home**



### PRESIDENT'S CORNER

The month of February is here already. We can manage through the freezing cold winds, snow and biting chills of this short month with lots of sewing indoors. I hope you enjoy working on the Quilt Expo 2018 projects. Just imagine the sensational show of the Walk of Fame at the entrance, the Tombola display and now the little Fantasy Garden of Quilt-on-a-Stick.

Happy Valentine's Day to everyone.

*Sue Baldauf*, President



### OFFICERS 2017-2018

President	Sue Baldauf
Past President/Nominations	Roseline Dufour
Vice President	Becky McAlister
Recording Secretary	Stephanie Nemeth
Treasurer	Anne Maguire
Membership Greeter	Aline Chan / Laurann Bivens Joan Tressel
Publicity/Info to CQA	Rose Marie Robinson
Program Committee Chair	Roseline Dufour, Sarah Yetman
Workshop	Lorraine Gerdali
Newsletter Editor	Aline Chan
QUILT EXPO CHAIR 2018	Roseline Dufour

### COMMITTEES

Retreats / Bus Trips	Joanne Beard
Library: Kim Callaghan	Cathy Eagles, Susan Archer
Quilt Racks	Sue Baldauf
Outreach: Cuddle Quilts	Rica Maguire, Stephanie Nemeth
Historian	Roseline Dufour
Photography	Pam Turner / Rica Maguire
Quilt Documentation / Archives	Carol Hunter-Ward
Socials / Potlucks	Mary Connan
Pop Tabs	Bonnie MacDonald
50/50 Draws Anne MacFarlane	Gay Spong / Alice Farrenden
Block of the Month	Laurann Bivens
Special Projects—Regular	Quilt Expo Projects
Scholarship	Sue Baldauf
SEWcials	Aline Chan / Kim Callaghan
Webmaster	Aline Chan

### Spring Retreat SPRING INTO SEWING March 23 - 24 - 25, 2018. Camp Trillium, Waterford Chapter 28

We have had a great response in our first two months of registration for the quilt retreat. We have approximately 44 people already committed to a relaxing weekend of stitching, socializing and relaxing!

It is not too late to join us! See Bonnie MacDonald at the registration table at the meeting. I will be away for the month of February but will be back in time for all the fun.

See you at the registration table.

*Joanne*



### POP TABS

Thank you to all who keep on drinking and bringing in those pop tabs. This past year, the money realized from this project went to the "About Face" program and my camping group, the Brantford Sun-Downers, a chapter of the Family Campers and RVers, was the Ontario club that brought in the most pop tabs.

This current year, the proceeds of this collection will be donated to *Camp Trillium* in Waterford. For anyone who attended last year's retreat you have firsthand knowledge of this camp and what it does for the people affected with cancer. A pop tab seems like such a small item but it is amazing how many are collected by everyone just saving the ones you or your family or friends use. Bring them to the meeting and I will collect them and deliver them to our chairman who then takes barrels of them to be weighed at various campouts during camping season.

Thank-you for helping out with this project and remember every little tab counts.

*Bonnie MacDonald*

Replacement Guild Lanyards \$6

### THE HIDDEN THIMBLE

Find the hidden thimble in the newsletter. EMAIL Aline or leave a note at the Membership Table, telling where it is located and you will be entered into a draw to win a prize. You have to be present at the meeting to be eligible for the prize draw.

### DECEMBER WINNERS!

- **FIND THE THIMBLE:** Kelly Kerrigan
- **DOOR PRIZES:** Carolyn Robinson, Quilters CarryAll  
Susan Archer/ Linda Smith
- **LIBRARY:** Joanne Beard
- **50 / 50 DRAW:** Sandra Grummet

*Congratulations*

## OF INTEREST TO QUILT LOVERS

Until Feb 18 - A Thread and a Story: Mississauga Bradley Museum.  
<https://culture.mississauga.ca/> Every quilt tells a story. This exhibition shares stories and traditions from the age old practice of quilt making. Free admission.

**March 23 - 25: BHQG SPRING RETREAT**

**March 23 - 24**, Quilt Fever, Etobicoke Quilters Guild, Nielson Park, [www.QuiltFever.ca](http://www.QuiltFever.ca)

**April 26 to 28** Piecemakers, Pyramid Centre, St Marys  
<http://www.huronperthquiltersguild.com/piecemakersquiltshow.htm>

**May 4-6** Kawartha Quiltmakers Guild, Peterborough  
<http://www.kawarthaquiltmakersguild.ca/>

**May 31-June 2:** Canadian Quilters Association Quilt Show, Vancouver <https://www.canadianquilter.com/>

**June 1-2:** Bluewater Quilt Show, Harry Lumley Bayshore Community Centre, [www.bluewaterquiltersguild.ca](http://www.bluewaterquiltersguild.ca)

**June 8, 9:** Quilts on the Grand, Fergus. Centre Wellington Community Sportsplex

**July 7-8** A Stitch in Time Quilt Show, Prince Edward County  
<https://pecqguild.weebly.com/2018-quilt-show.html>

**Oct 19 - 20 ONCE UPON A QUILT  
 BHQG QUILT EXPO 2018  
 Best Western Plus, Brantford**

listing of Quilt Shows in Canada:  
<http://www.canadianquilter.com/>

## BHQG

## BHQG PINS - \$5 only

Proudly wear a BHQG Guild pin.  
 Please see Membership to purchase one.



## BOM with LAURANN

**PICK UP YOUR BOM INSTRUCTIONS  
 AT THE MEMBERSHIP TABLE IF YOU  
 DO NOT RECEIVE THEM BY EMAIL.**

LAURANN HAS BEEN EMAILING THE BLOCKS EVERY MONTH. IF YOU HAVE ANY QUESTIONS, PLEASE ASK HER.

*Laurann*

[Lmgilchrist@rogers.com](mailto:Lmgilchrist@rogers.com)

- ⇒ **Spring Retreat: SPRING INTO SEWING  
 March 23-25, 2018  
 Camp Trillium, Waterford**
- ⇒ **ONCE UPON A QUILT  
 BHQG QUILT EXPO 2018  
 October 19 - 20, 2018  
 Best Western Plus  
 Brantford**



## QUILT ON A STICK WITH SUE

## 'THINKING OF YOU' cards

If you know of a Guild member who is in need of a card for illness, sympathy or 'thinking of you', please let  
 Rose Marie Robinson know.



[rwoodley000@sympatico.ca](mailto:rwoodley000@sympatico.ca)  
 (519) 448-3842

BRANT HERITAGE QUILTERS GUILD publishes the *BRANT QUILTERS VOICE* ten times a year. Editor: Aline Chan

We welcome editorial contributions and submissions. You may email submissions to [alinchan@rogers.com](mailto:alinchan@rogers.com)

**Advertising Policy:** Advertisement of a product or service does not indicate endorsement by the publisher. Publisher does not assume any responsibility by warranty or otherwise with respect to products or services advertised.

**SIGNING OF THE MEMBERSHIP APPLICATION AND CHECKING THE APPROPRIATE BOX** gives us permission to send you Guild-related notices / announcements. To unsubscribe, please email the editor with the words 'unsubscribe' on the subject line.

**PROOF-READERS ARE THE EXECUTIVE:** Sue Baldauf, Anne Maguire, Rose Marie Robinson, Roseline Dufour, Becky McAlister.



# BHQG WORKSHOP

# SMOKEY HOLLOW



## FEBRUARY WORKSHOP AT SMOKEY HOLLOW

### UFO and Quilt Projects

Date: February 17

Cost: \$ 5


Time: 10 AM

Coffee and tea provided.

Bring a bagged Lunch.

Ladies, here is a chance to get together and work on all the projects for the upcoming Quilt Expo.

- Presidents Challenge
- Walk of Fame banners
- Quiltique items
- Tombola items
- Fantasy Garden
- Quilt on a Stick



### Questions?

Contact Lorraine [Lmgeraldi@gmail.com](mailto:Lmgeraldi@gmail.com)

Please sign up early so that we do not cancel these workshops due to insufficient registrations.

### WONKY HOUSES WELCOME WALLHANGING

#### MARCH 10 Workshop



Sue Baldauf was inspired by Kathy Wagner and has designed this little wall-hanging 13" x 30" using her lettering technique and Wonky houses technique.

Cost is \$20.

Supplies for black letters and light background will be provided. Supply list for other fabrics will be available. If desired, requirements for alternate colours of letters and background will be available.



Sign up at the February meeting.

## OUTREACH CHARITY TOTALS 2018

Check here every month to see the total progress BHQG Outreach Committee is making during 2018 by quilting gifts for various charities in our community.

Quilts	Taggy Blankets	Burp Towels	Pillowcases	Placemats	Bibs	Touch Quilts
10			4			10

If you want to participate by making these quilted gifts or/and would like more information, please speak to Rica Maguire or send her an e-mail: [lmaguire1@rogers.com](mailto:lmaguire1@rogers.com)



### QUILTS OF VALOUR:

We donated three quilts in November. In December, we attended a quilt presentation at the St George Legion where the quilts were donated to our veterans.

Contact: Elizabeth Verticchio  
[elizabeth.verticchio@quiltsvalour.ca](mailto:elizabeth.verticchio@quiltsvalour.ca)

### TOUCH QUILTS

Touch Quilts are often referred to as Fidget Quilts.



Contact our coordinator, Loren Forrest at  
[Lforrest52@hotmail.com](mailto:Lforrest52@hotmail.com)



## LIBRARY NEWS

This month's new book is *Beginner's Guide To Free-Motion Quilting* by Natalia Bonner. This book contains 50+ visual tutorials to get you started with 6 modern quilt projects.

Also available this month is the January/February issue of *Quilting Quickly* by Fons & Porter.

Should you wish to reserve either of these items please send me an email to Kim [kim\\_quilts@outlook.com](mailto:kim_quilts@outlook.com)

Remember, as always, the library opens at 11 AM with *SEWcial* - join us at 11 AM for a few hours of quilting and sharing of ideas. At 4PM, we head off to the St. George Arms for dinner and then back for our meeting. All are welcome for dinner.

*Kim & your Library team.*



## JANUARY SHOW & TELL



Rica Maguire - 2 Wallets

Roseline Dufour - Turtle Quilt

Roseline DuFour - X-mas Tree Banner

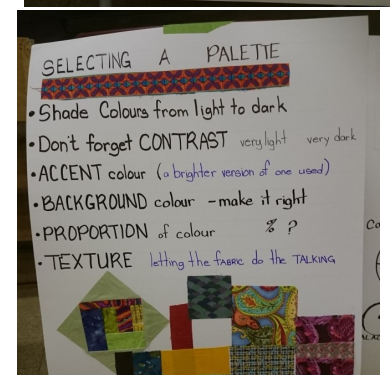

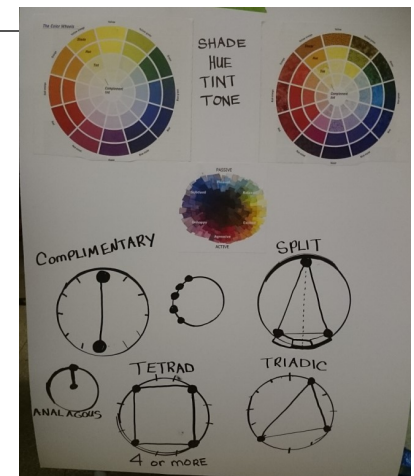
Ann Martin - 150 Canadian Women quilt and baby quilt

Janet Harvel - Green '2-1/2 x 4-1/4' Quilt

Becky McAlister - New Year's Day Mystery



## COLOUR THEORY WITH SUSAN CLARK

— PICS BY BECKY





SUSAN CLARK - SHOW & TELL



MEMBERS SHOW & TELL

Pictures by Sarah





## ONCE UPON A QUILT - QUILT EXPO 2018

When is Quilt Expo 2018? *October 19-20 2018*


Where will it be held? **Best Western Plus**, 10 Holiday Drive, Brantford.

Who is our Featured Artist? She is Roseline Dufour

- The **Publicity Committee** has contacted the radio stations to place our Quilt Expo 2018 advertisement on their community page. The wording is being looked at for this ad. You will be getting more info in the coming months regarding the publicity of our **Quilt Expo 2018**.
- The **Quiltique Committee** will make available to the members their submission sheet at the BHQG meeting in February. More information will be given out at that time.
- Do not forget to sign-up for the **Quilt on a Stick project: Fantasy Garden** at our **BHQG** meeting in February. Also sign up for the Hallway display: **Quilters Walk of Fame** is still being accepted.
- Please read the newsletter to find the instructions for the quilt sleeve. Sue B. will be demoing the sleeve at 7:00 at our **BHQG** meeting in February.
- Do you want to be a volunteer at our **Once Upon A Quilt- Quilt Expo 2018**? We are presently finalizing the details and will address this very special committee at our **BHQG** meeting in the near future. Stay tuned!
- The various committees will make a brief recap at our **BHQG** meeting in February of their committees work. You will be astounded by the quantity of work that has been done.


Next **Steering Committee Meeting** is on Tuesday February 20th from 5:30- 6:30 at the Brant Mutual Building, 20 Holiday Drive, Brantford. Please park at the back of the building.

### HOW TO MAKE THE FILM STRIP HALLWAY FEATURE



- Step 1.** Your blocks should measure between 9 and 11 inches. Between your blocks, sew strips of 1½ inch strips. Also sew a black strip to the top and to the bottom.
- Step 2.** To make the side strips: Cut BLACK strips 1½ inch x the width of your fabric. The length of your first strip should be the length of your quilt blocks with the sewn strips (step 1). Make 4.
- Step 3.** Cut 1½ inch strips in black and 1½ inch in white. Cut approximately 3 of each colour.
- Step 4.** Sew the strips together using a ¼" seam. Alternate sewing your strips together by sewing white-black-white-black-white-black.
- Step 5.** Press your seams toward the dark fabric.
- Step 6.** Cut strips 1½ inch across the strip set stratas.
- Step 7.** Sew these strips together to match the length of the black strips (step 2). Make 2.
- Step 8.** Sew the black strips to the left and right sides of the black & white strips. Make 2.
- Step 9.** Sew these strips to both sides of your blocks ( step 1)





## **ONCE UPON A QUILT- quilt expo 2018**

### **Hallway Feature Project**

#### *Why do you take pictures?*

You are invited to submit your 'pictures' of who you are as a quilter. The blocks can represent what you like, what your dreams are, your passion, etc. Example: if you are enamored with stars, your blocks can be about stars; if you want to show that you love the colour purple, make blocks so that purple is the centre fabric; if you love making row-by-row quilts, then use a row-by-row to build your film strip; you can base your film strip on your love for animals, nursery rhymes, hope, faith, healing, poetry, etc.

At the completion of this project, the film strips will be suspended in a maze from the ceiling to the floor and held there by small sand bags decorated with a camera therefore creating a 'red carpet' that the visitors can wander through at our Once Upon a Quilt- Quilt Expo 2018.

#### **Details:**

- √ Theme is: QUILTERS' WALK OF FAME
- √ Must be no higher than 8 feet and no shorter than 5 feet
- √ Must be no wider than 15 - 17 inches
- √ Can be one block or several blocks
- √ Project can be made by an individual or several people
- √ Must have a backing
- √ You may wish to baste the blocks or backing together, particularly if you wish to reuse them after the quilt expo
- √ You may use a batting or other filler if you wish
- √ Embellishments can be used
- √ A sleeve measuring the width of the top block must be sewn at the top of your 'film strip'
- √ A separate sheet will detail how to make the sides of the film strips.

#### **Rules:**

1. One person or a group of 2-4 individuals can participate in the creation of this strip.
2. The quilter may want to use different techniques or only one. The backside of the strips may be used to enhance the quilting stitches, more blocks may be added to that side or nothing else is added.
3. The sign-up deadline is: March 2018
4. Please use the forms to sign-up: (see below)
5. Prizes will be awarded.

### **QUILTERS' WALK OF FAME Project**

Hallway Feature

**ENTRY FORM**

**NAME OF INDIVIDUAL(S) PARTICIPATING:**

- 1: \_\_\_\_\_  
 2: \_\_\_\_\_  
 3: \_\_\_\_\_  
 4: \_\_\_\_\_

Theme of the Film strip :

Entry form submitted by:

# BHQG QUILT EXPO 2018 - ONCE UPON A QUILT


## PRESIDENT'S CHALLENGE

### FANTASY QUILT GARDEN .... QUILT ON A STICK\*

For the display at the QuiltExpo2018, these small quilts-on-sticks will be held upright in a supporting base. Clustered together or in rows, they will look like a Garden. A FANTASY QUILT GARDEN.

#### Where do I get ideas for my Fantasy Quilt?

Our Quilt Expo theme is ONCE UPON A QUILT. This made me think of fairy tales, nursery rhymes and dreams. My sample Quilt on a Stick with a Polar Bear looking into the winter sky is Wishing on a Star.



**Instructions** can be found in the January Newsletter. If you have questions, please contact Sue Baldauf at [suebaldauf@hotmail.com](mailto:suebaldauf@hotmail.com).



**Sign up Sheet** will be available at the guild meeting in February. You can pick up your paint stick then. Paint sticks have been donated by Home Hardware.

**Deadline** for finished projects will be June 2018. Let's get working on these little projects now so they will be ready for the QUILT EXPO 2018 in October. There are still other quilted things to make for the Quilt Display, Tombola, and Quiltique.



# BHQG QUILT EXPO 2018 - ONCE UPON A QUILT

## PRESIDENT'S CHALLENGE

### FANTASY QUILT GARDEN ... QUILT ON A STICK\*

For the display at the Quilt Expo2018, these small quilts-on-sticks will be held upright in a supporting base.

Clustered together or in rows, they will look like a Garden, A FANTASY QUILT GARDEN.

#### **Where do I get ideas for my Fantasy Quilt?**

Our Quilt Expo theme is ONCE UPON A QUILT. This made me think of fairy tales, nursery rhymes and dreams. My sample Quilt on a Stick with a Polar Bear looking into the winter sky is Wishing on a Star. Roseline's sample was inspired by the words of a song and so she has birds and flowers.

#### **What size is my Quilt on a Stick?**

The finished size of each small quilt must be 8 1/2in. wide x 11in. high, including binding.

#### **Constructing my Quilt-on-a-Stick?**

Your small quilt should have a batting layer to give it stability. You may find a craft quality batting would work nicely.

Complete all your quilting stitches and bind the outside edges of your small quilt in the same way as you would for a mug rug or placemat.

(You may want to finish edges using the "pillow technique" instead of binding).

#### **How do I finish my Quilt on a Stick?**

After your quilting is complete, add a sleeve that is 1 1/2in. wide and 6 in. long on the back of your small quilt, centered vertically. This sleeve is closed at the top and open on the bottom. Position the sleeve so the opening is at the bottom edge of your small quilt. It will be hand stitched on the top and on both sides.

All quilts need a sleeve on the back into which a paint stick can be inserted.

#### **Where do I get a paint stick?**

You will be provided with a paint stick at the guild meeting.

\**Quilt on a Stick* was developed in 2012 by the folks at the Minnesota State Fair's Creative Activities.

For recent samples:

<https://www.twincities.com/2017/08/26/theyre-quilts-on-a-stick-minnesota-state-fair-style/>



**OUTREACH PICTURES BY RICA**





## HOW TO MAKE A HANGING SLEEVE FOR YOUR QUILT

### WHY IS THIS NECESSARY?

The larger quilts will be suspended on quilt racks made of 2 inch wide rods. The rods slide through a fabric tube or "sleeve" at the top back of the quilts. This allows the quilts to hang evenly without stretching.

### IS IT PERMANENT OR TEMPORARY?

The sleeve can be sewn on after the quilt is finished and it can be removed later. If you wish to have a permanent hanging sleeve, it can be added at the same time as the binding.

### WHAT FABRIC SHOULD YOU USE?

This sleeve can be any fabric. If you plan to have a permanent hanging sleeve, you may wish to match the backing fabric.

### INSTRUCTIONS

1. Measure the width of your quilt including the binding.
2. Cut (or piece together) fabric to measure 10in. wide X width of your quilt plus 1in.
3. Fold in the short ends 1/2in. and press. Fold in again 1/2in. and press. Fold in again 1/2", press and sew. This eliminates the raw edge.

4. Fold the fabric strip in half wrong sides together, press and sew 1/2in. seam along the long edge.

5. Press the seam open, centre it and press.

6. Along one of the long edges, fold down and press about 1/2in. pleat.

**See photo .** This allows for a little slack so the quilt will hang better on a rod or slat. Without this slack on the back, you may have a bulge on the front of the quilt where the hanging rod goes through. You can see this slack more clearly on the side view photo below.




7. Use a whipstitch to sew the top edge of the tube to the quilt backing. Stitch into the quilt batting occasionally to help strengthen the seam but do not allow the stitches to show on the front of the quilt.

Whipstitch the lower edge of the sleeve to the quilt. Remove pins. The sleeve will bulge out a bit to allow space for a hanging rod. Whipstitch the (short) back sides of the sleeve to the quilt. Leave the front sides unsewn to allow for rod insertion.

8. Your hanging sleeve will be the perfect 4 1/2 in. size for the BHQG quilt racks.

*S. Baldauf 2018*

*ref. S. B. Knapp*



## REPORT ON QUILTS OF VALOUR

The presentation of a quilt was made to a Veteran on Tuesday, January 23rd, at Seasons Retirement Home.

The quilt was presented by his friend Veteran Leonard Hill who had received a quilt last month,

The recipient was Rolland Bonneville - retired as a Warrant Officer in the R.C.R. - Royal Canadian Regiment.

Mr. Bonneville joined the navy to serve in WW2. He was only 17 years old, and had to get the permission of his parents to join. After he was married, he rejoined the services to go to the Korean War - with the Royal Canadian Regiment.

He and his family were very appreciative of the quilt and were very impressed at the pattern and piecing.

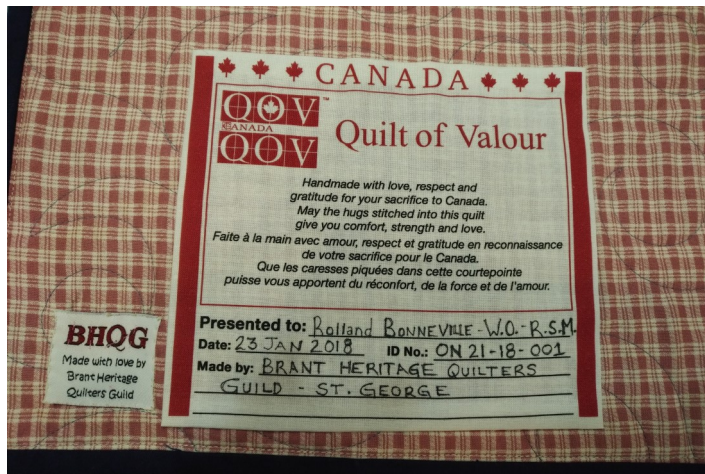
*Elizabeth Verticchio*

Quilts Of Valour - Canada

St George Brant, Ontario

[elizabeth.verticchio@quiltsvalour.ca](mailto:elizabeth.verticchio@quiltsvalour.ca)

*Our mission is to ensure that injured Canadian Forces members are recognized for their service and commitment to our country. We give this support through the presentation of quilts to comfort our past and present Canadian Forces members.*



Label on back of the quilt.





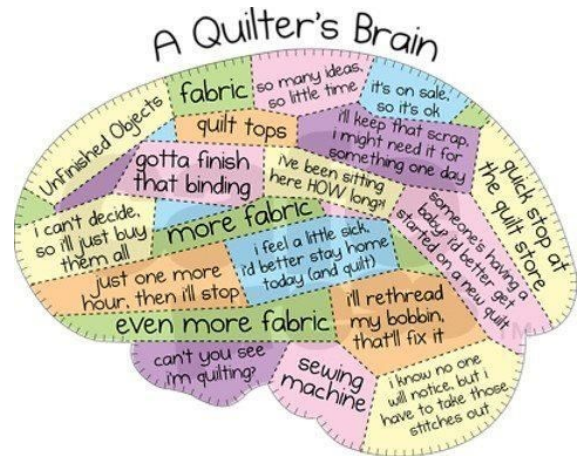
www.CherishedPieces.com

519.842.2658



Tuesday-Friday from 10-4 | Wednesday until 5 | Saturday from 9-3

Monthly Specials • Weekly Features • Classes • Upscale Retreats



**HEATHER STOCK**  
519-625-8435  
heather@thequiltplace.ca  
www.thequiltplace.ca

**Fabric, Quilting Supplies,  
Ready & Custom Made Quilts**

3991 Perth Rd. 107, Box 223, Shakespeare, ON N0B 2P0

*Heirloom Treasures*  
*Creative Sewing Studio*

*Fine fabrics, patterns, books & designs*  
*Innovative notions & sewing supplies*  
*Quilting, machine embroidery & heirloom classes*

132 Governors Rd E.  
Paris, ON N3L 3E1  
(next to Brant Valley Golf Course)

519-774-5164  
heirloomtreasures01@gmail.com  
www.heirloomtreasures.ca



# HS Hamilton Sewing

Longarm Quilting, Embroidery, Sergers and Sewing Machines

Hamilton Sewing has been serving the Hamilton & surrounding areas for over 25 years. We are pleased to feature the superior quality and technological advancement of the Sewing, Quilting, Embroidery Machines & Sergers.

**Authorized Dealer for**

**Baby Lock, Husqvarna, Handi Quilter  
Singer & Juki**

*Special Machine & Accessory Packages Available*  
**Visit Us Anytime for Your Personal Demonstration**



We also offer a wide variety of:  
Fabrics – 100% Cottons, Batiks, Flannels & Knits  
Specialty Sewing Accessories, Notions & Supplies  
Sewing Cabinets & Cutting Tables  
Inspiring Quilting, Embroidery & Sewing Classes  
Sewing Machine Service & Repairs

**Join our e-mail newsletter for weekly specials**  
*Guild Members Save 25 % Off Fabric Everyday*

1564 Main St W, Hamilton, ON  
Phone: 905 527 6794

Email: [michele@hamiltonsewing.com](mailto:michele@hamiltonsewing.com)

Website: [www.hamiltonsewing.com](http://www.hamiltonsewing.com)  
or [www.hamiltonquilting.com](http://www.hamiltonquilting.com)

At Hamilton Sewing,  
Guild members save  
25% off fabric  
everyday.

When life hands you scraps  
Make Quilts!

**Village Square Quilt Shop**  
Fabric, Classes, BOM, Mystery Quilt

Unit 50 - 422 Pearl Street  
Burlington, ON L7R 2N1  
[www.villagesquarequilts.com](http://www.villagesquarequilts.com)  
905.681.2256 vsqs@outlook.com

**FABRIC Please!**  
Your CANADIAN online fabric store!

**FabricPlease.com**

Worldwide Flat Rate Shipping  
\$8-CAN / \$15-US  
\$35-INT

## Country Patchworks Fabrics and Quilts

**DEBBRA EDDY**  
Owner

515533 11th line  
R.R. 3, Woodstock, ON N4S 7V7

519-537-8753  
[debbraeddy@hotmail.com](mailto:debbraeddy@hotmail.com)  
[www.countrypatchworks.ca](http://www.countrypatchworks.ca)



PLEASE SUPPORT OUR ADVERTISERS