

BHQG**BRANT QUILTERS VOICE**

January 11, 2018

**JANUARY PROGRAM**

The hectic holiday time is behind us and we now can endeavour to start some new quilting projects.

One of the comments that we hear a great deal of, when starting a new project is – what colours should we choose?

We are pleased to announce that Susan Clark, one of our members with a wealth of quilt knowledge, will show you her technique of choosing colours. Her approach will surely inspire you to start the project that you have longed to begin but hesitated because you did not know what colour prints to choose.

Roseline Dufour, Program Chair

**Demo in the kitchen at 6:45 - 7:00 PM**

MONTH	SKILLS	PRESENTERS
January	Sandwiching a Quilt	Rica Maguire / Stephanie Nemeth
February	Quilt Sleeve	Sue Baldauf

DID YOU KNOW...

- ◆ that the 12 Days of Christmas begin on Christmas Day (December 25) and end on January 5, eve of the traditional date of the Epiphany.
- ◆ that January 6 is also known in Ireland as Little Christmas or Woman's Christmas with the tradition of women's parties of friends, sisters, mothers, and aunts.
- ◆ that January is bound to have at least one snow day so let's hope it falls on a Monday or Friday to make a three day week-end.

**CHECKLIST****Name Tags**

- √ Find the thimble
- √ Pop / beer / cat food tabs/ contest
- √ BOM
- √ Cuddle Quilts / Outreach – Take a kit home
- √ 50 / 50 Draw: \$1 a ticket, 3 for \$2
- √ **SHOW OFF YOUR SHOW & TELL** (sign sheet)
- √ Library opens at 6:15 PM & also at SEWcial
- √ **BHQG QUILT EXPO OCTOBER 19-20, 2018**

SEWcial Please join us on JANUARY 11 at 11AM, at St George United Church. A dedicated time to sew without interruption. There is space to pin baste or spray baste your quilts, get help, learn techniques or just sew.

**HAPPY BIRTHDAY
JANUARY**

Roseline Dufour Ofelia Escareno
Bonnie Greenwood Sandra Grummett
Brenda Konyu Dana Martin

**WELCOME NEW MEMBERS AND GUESTS**

Please turn to the person on both sides of you and introduce yourselves. Make your members and guests feel welcome.

NEWSLETTER DEADLINE

Deadline: 15th of each month

NEXT DEADLINE: January 20 for the February issue. We solicit articles & request that they be kept to a 1/4 page / 200 word maximum.

BHQG QUILT EXPO 2018 MEETING

Tuesday, January 16, 5:30 PM
Brant Mutual Insurance Community Room
20 Holiday Drive, Brantford

BHQG EXECUTIVE MEETING

Tuesday, January 16, 6:30 PM
Brant Mutual Insurance Community Room

CUDDLE QUILT / OUTREACH

FIRST TUESDAY OF EACH MONTH
January 2: 10:00 AM at Rica Maguire's home



PRESIDENT'S CORNER

Happy New Year to everyone. So many of us have made our new year's resolutions that probably include staying healthy and getting fit along with finishing all the UFO's in your home. Remember to stay positive as you work on these dreams. Drink tons of water when you sew and get up and walk around to break up your sewing time. It will feel good.

2018 promises to be an exciting one with a fun Spring Retreat in March and the Quilt Expo 2018 in October.

I look forward to spending time and sharing experiences together with all of you.

Sue Baldauf, President



Spring Retreat SPRING INTO SEWING March 23 - 24 - 25, 2018. Camp Trillium, Waterford Chapter 28

Registration opened at the December meeting and Bonnie MacDonald and I kept our noses to the grindstone throughout the meeting and processed 37 registration forms.

Most people paid in full and Deb Desforges was the lucky winner of a \$50 credit back on her registration fee.

We are still accepting registrations at the January meeting. The full information sheet and registration form were included in the December newsletter and will be in this newsletter for this month, only. The form is also available on our web site.

See you at the registration table.

Joanne, Chair



POP TABS

Thank you to all who keep on drinking and bringing in those pop tabs. This past year, the money realized from this project went to the "About Face" program and my camping group, the Brantford Sun-Downers, a chapter of the Family Campers and RVers, was the Ontario club that brought in the most pop tabs.

This current year, the proceeds of this collection will be donated to **Camp Trillium** in Waterford. For anyone who attended last year's retreat you have firsthand knowledge of this camp and what it does for the people affected with cancer. A pop tab seems like such a small item but it is amazing how many are collected by everyone just saving the ones you or your family or friends use. Bring them to the meeting and I will collect them and deliver them to our chairman who then takes barrels of them to be weighed at various campouts during camping season.

Thank-you for helping out with this project and remember every little tab counts.

Bonnie MacDonald

OFFICERS 2017-2018

President	Sue Baldauf
Past President/Nominations	Roseline Dufour
Vice President	Becky McAlister
Recording Secretary	Stephanie Nemeth
Treasurer	Anne Maguire
Membership Greeter	Aline Chan / Laurann Bivens Joan Tressel
Publicity/Info to CQA	Rose Marie Robinson
Program Committee Chair	Roseline Dufour, Sarah Yetman
Workshop	Lorraine Gerdali
Newsletter Editor	Aline Chan
QUILT EXPO CHAIR 2018	Roseline Dufour

COMMITTEES

Retreats / Bus Trips	Joanne Beard
Library: Kim Callaghan	Cathy Eagles, Susan Archer
Quilt Racks	Sue Baldauf
Outreach: Cuddle Quilts	Rica Maguire, Stephanie Nemeth
Historian	Roseline Dufour
Photography	Pam Turner / Rica Maguire
Quilt Documentation / Archives	Carol Hunter-Ward
Socials / Potlucks	Mary Connan
Pop Tabs	Bonnie MacDonald
50/50 Draws Anne MacFarlane	Gay Spong / Alice Farrenden
Block of the Month	Laurann Bivens
Special Projects—Regular	Quilt Expo Projects
Scholarship	Sue Baldauf
SEWcialS	Aline Chan / Kim Callaghan
Webmaster	Aline Chan

Replacement Guild Lanyards \$6

THE HIDDEN THIMBLE

Find the hidden thimble in the newsletter. EMAIL Aline or leave a note at the Membership Table, telling where it is located and you will be entered into a draw to win a prize. You have to be present at the meeting to be eligible for the prize draw.

DECEMBER WINNERS!

Congratulations

- **FIND THE THIMBLE:** Bonnie Greenwood
- **DOOR PRIZES:** Liz Catherwood / Mary Connan
- **LIBRARY:** no draw
- **50 / 50 DRAW:** Sue Baldauf

Spring Retreat 2018 winner of \$50 off: Deb Desforges

OF INTEREST TO QUILT LOVERS

Until Feb 18 - A Thread and a Story: Mississauga Bradley Museum.
<https://culture.mississauga.ca/> Every quilt tells a story. This exhibition shares stories and traditions from the age old practice of quilt making. Free admission.

2018

March 23 - 25: BHQG SPRING RETREAT

March 23 - 24, Quilt Fever, Etobicoke Quilters Guild, Nielson Park, www.QuiltFever.ca

April 26 to 28 Piecemakers, Pyramid Centre, St Marys
<http://www.huronperthquiltersguild.com/piecemakersquiltshow.htm>

May 4-6 Kawartha Quiltmakers Guild, Peterborough
<http://www.kawarthaquiltmakersguild.ca/>

May 31-June 2: Canadian Quilters Association Quilt Show, Vancouver <https://www.canadianquilter.com/>

June 1-2 Bluewater Quilt Show, Harry Lumley Bayshore Community Centre, www.bluewaterquiltersguild.ca

July 7-8 A Stitch in Time Quilt Show, Prince Edward County
<https://pecqguild.weebly.com/2018-quilt-show.html>


**Oct 19 - 20 ONCE UPON A QUILT
 BHQG QUILT EXPO 2018
 Best Western Plus, Brantford**

listing of Quilt Shows in Canada:
<http://www.canadianquilter.com/>

BHQG

BHQG PINS - \$5 only

Proudly wear a BHQG Guild pin.
 Please see Membership to purchase one.



BOM with LAURANN

**PICK UP YOUR BOM INSTRUCTIONS
 AT THE MEMBERSHIP TABLE IF YOU
 DO NOT RECEIVE THEM BY EMAIL.**



LAURANN HAS BEEN EMAILING THE BLOCKS EVERY MONTH. IF YOU HAVE ANY QUESTIONS, PLEASE ASK HER.

Laurann

Lmgilchrist@rogers.com

- ⇒ **Spring Retreat: SPRING INTO SEWING**
 March 23-25, 2018
 Camp Trillium, Waterford
- ⇒ **ONCE UPON A QUILT
 BHQG QUILT EXPO 2018**
 October 19 - 20, 2018
 Best Western Plus
 Brantford

BECKY'S FLIM STRIP DEMO



BRANT HERITAGE QUILTERS GUILD publishes the *BRANT QUILTERS VOICE* ten times a year. Editor: Aline Chan

We welcome editorial contributions and submissions. You may email submissions to alinchan@rogers.com

Advertising Policy: Advertisement of a product or service does not indicate endorsement by the publisher. Publisher does not assume any responsibility by warranty or otherwise with respect to products or services advertised.

SIGNING OF THE MEMBERSHIP APPLICATION AND CHECKING THE APPROPRIATE BOX gives us permission to send you Guild-related notices / announcements. To unsubscribe, please email the editor with the words 'unsubscribe' on the subject line.

PROOF-READERS ARE THE EXECUTIVE: Sue Baldauf, Anne Maguire, Rose Marie Robinson, Roseline Dufour, Becky McAlister.

BHQG WORKSHOP**SMOKEY HOLLOW****JANUARY 13TH WORKSHOP AT SMOKEY HOLLOW**

Cost: \$ 5

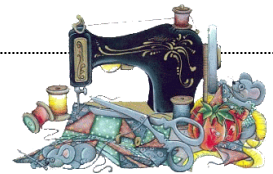

10 AM

Coffee and tea provided.

Bring a bagged Lunch.

Now that Christmas is over for another year, we can all settle down to doing all the projects for Quilt Expo 2018.

This workshop would be the perfect time to work on our projects. Come out and have a great day of sewing and conversation.




Questions?

Contact Lorraine

Lmgeraldi@gmail.com**SHOW & TELL****'THINKING OF YOU' cards**

If you know of a Guild member who is in need of a card for illness, condolence or 'thinking of you', please let Rose Marie Robinson know:

rwoodley000@sympatico.ca
(519) 448-3842

**OUTREACH CHARITY TOTALS 2018**

Check here every month to see the total progress BHQG Outreach Committee is making during 2017 by quilting gifts for various charities in our community.

Quilts	Taggy Blankets	Burp Towels	Pillowcases	Placemats	Bibs	Touch Quilts
1			3			0

If you want to participate by making these quilted gifts or/and would like more information, please speak to Rica Maguire or send her an e-mail: lmaguire1@rogers.com

**QUILTS OF VALOUR:**

We donated three quilts in November. In December, we attended a quilt presentation at the St George Legion where the quilts were donated to our veterans.

Contact: Elizabeth Verticchio
elizabeth.verticchio@quiltsvalour.ca

TOUCH QUILTS

Touch Quilts are often referred to as Fidget Quilts.



Contact our new coordinator, Loren Forrest at
Lforrest52@hotmail.com

LIBRARY NEWS

Happy New Year!

Cold weather is keeping us in so our sewing machines must be busy - I know mine is. I have lots of projects started and am trying to complete them all.

The library has two new books for your quilting & reading pleasure:

1. *Make Table Runners* - 10 delicious quilts to sew by C&T Publishing
2. *Stripe Quilts Made Modern* - 12 bold & beautiful projects with tips for working with stripes by Lauren Palmer.

Remember, as always, the library opens at 11 AM with *SEWcial* - join us at 11 AM for a few hours of quilting and sharing of ideas. At 4PM, we head off to the St. George Arms for dinner and then back for our meeting. All are welcome for dinner. *Kim & your Library team.*



DECEMBER

Lorraine Gerald - Two Hex Mats

Joanne Beard - 2 Pillows

Margaret Willson - Bed Sized Quilt

Linda Smith - Elf on the Shelf Quilt

Marg Phillips - Wall Hanging

Sue Hendsbee - Wallet and Clutch



P
R
O
G
R
A
M





ONCE UPON A QUILT - QUILT EXPO 2018

When is Quilt Expo 2018? October 19-20 2018

Where will it be held? Best Western Plus, Holiday Drive, Brantford.

Who is our Featured Artist? Roseline Dufour


- ◇ The organization of our **Quilt Expo 2018** is continuing but at a faster pace., Members of the Steering Committee are making certain that all major elements are looked at to ensure that this **Quilt Expo** is the best show yet.
- ◇ You will find included in this newsletter the instructions to make a '**QUILT ON A STICK**'. Sue B. will present to you at the January meeting a sample of the quilts sought for this project. It is different and unique to our Quilt Expo. I am certain that many of you will enjoy participating in this project titled **FANTASY QUILT GARDEN**.
- ◇ For the **Quilt Display**, how many quilts can I submit? For the display, we encourage members to bring in a maximum of 5 quilts. We will be asking you to number them in priority order from 1 to 5. The first quilt of your choice will be the one that we guarantee will be hung on the display poles. The others will be hung up in the available spaces.
- ◇ How do you assemble your quilt once you have finished the top? Rica and Stephanie will present to you in Demos (6:45 in the kitchen) the technique of sandwiching your quilt. Even the seasoned quilters will learn something from this short demo at our January BHQG meeting.

Next **Steering Committee Meeting** is on Tuesday January 16th from 5:30- 6:30 at the Brant Mutual Building, 20 Holiday Drive, Brantford. Please park at the back of the building.

HOW TO MAKE THE FILM STRIP HALLWAY FEATURE



- Step 1.** Your blocks should measure between 9 and 11 inches. Between your blocks, sew strips of 1½ inch strips. Also sew a black strip to the top and to the bottom.
- Step 2.** To make the side strips: Cut BLACK strips 1½ inch x the width of your fabric. The length of your first strip should be the length of your quilt blocks with the sewn strips (step 1). Make 4.
- Step 3.** Cut 1½ inch strips in black and 1½ inch in white. Cut approximately 3 of each colour.
- Step 4.** Sew the strips together using a ¼" seam. Alternate sewing your strips together by sewing white-black-white-black-white-black.
- Step 5.** Press your seams toward the dark fabric.
- Step 6.** Cut strips 1½ inch across the strip set stratas.
- Step 7.** Sew these strips together to match the length of the black strips (step 2). Make 2.
- Step 8.** Sew the black strips to the left and right sides of the black & white strips. Make 2.
- Step 9.** Sew these strips to both sides of your blocks (step 1)

ONCE UPON A QUILT- quilt expo 2018**Hallway Feature Project***Why do you take pictures?*

You are invited to submit your 'pictures' of who you are as a quilter. The blocks can represent what you like, what your dreams are, your passion, etc. Example: if you are enamored with stars, your blocks can be about stars; if you want to show that you love the colour purple, make blocks so that purple is the centre fabric; if you love making row-by-row quilts, then use a row-by-row to build your film strip; you can base your film strip on your love for animals, nursery rhymes, hope, faith, healing, poetry, etc.

At the completion of this project, the film strips will be suspended in a maze from the ceiling to the floor and held there by small sand bags decorated with a camera therefore creating a 'red carpet' that the visitors can wander through at our Once Upon a Quilt- Quilt Expo 2018.

Details:

- √ Theme is: QUILTERS' WALK OF FAME
- √ Must be no higher than 8 feet and no shorter than 5 feet
- √ Must be no wider than 15 - 17 inches
- √ Can be one block or several blocks
- √ Project can be made by an individual or several people
- √ Must have a backing
- √ You may wish to baste the blocks or backing together, particularly if you wish to reuse them after the quilt expo
- √ You may use a batting or other filler if you wish
- √ Embellishments can be used
- √ A sleeve measuring the width of the top block must be sewn at the top of your 'film strip'
- √ A separate sheet will detail how to make the sides of the film strips.

Rules:

1. One person or a group of 2-4 individuals can participate in the creation of this strip.
2. The quilter may want to use different techniques or only one. The backside of the strips may be used to enhance the quilting stitches, more blocks may be added to that side or nothing else is added.
3. The sign-up deadline is: March 2018
4. Please use the forms to sign-up: (see below)
5. Prizes will be awarded.

QUILTERS' WALK OF FAME Project

Hallway Feature

ENTRY FORM**NAME OF INDIVIDUAL(S) PARTICIPATING:**

- 1: _____
 2: _____
 3: _____
 4: _____

Theme of the Film strip :

Entry form submitted by:

BHQG QUILT EXPO 2018 - ONCE UPON A QUILT

PRESIDENT'S CHALLENGE

FANTASY QUILT GARDEN ... QUILT ON A STICK*

For the display at the Quilt Expo2018, these small quilts-on-sticks will be held upright in a supporting base.

Clustered together or in rows, they will look like a Garden, A FANTASY QUILT GARDEN.

Where do I get ideas for my Fantasy Quilt?

Our Quilt Expo theme is ONCE UPON A QUILT. This made me think of fairy tales, nursery rhymes and dreams. My sample Quilt on a Stick with a Polar Bear looking into the winter sky is Wishing on a Star. Roseline's sample was inspired by the words of a song and so she has birds and flowers.

What size is my Quilt on a Stick?

The finished size of each small quilt must be 8 1/2in. wide x 11in. high, including binding.

Constructing my Quilt-on-a-Stick?

Your small quilt should have a batting layer to give it stability. You may find a craft quality batting would work nicely.

Complete all your quilting stitches and bind the outside edges of your small quilt in the same way as you would for a mug rug or placemat.

(You may want to finish edges using the "pillow technique" instead of binding).

How do I finish my Quilt on a Stick?

After your quilting is complete, add a sleeve that is 1 1/2in. wide and 6 in. long on the back of your small quilt, centered vertically. This sleeve is closed at the top and open on the bottom. Position the sleeve so the opening is at the bottom edge of your small quilt. It will be hand stitched on the top and on both sides.

All quilts need a sleeve on the back into which a paint stick can be inserted.

Where do I get a paint stick?

You will be provided with a paint stick at the guild meeting.

**Quilt on a Stick* was developed in 2012 by the folks at the Minnesota State Fair's Creative Activities.

For recent samples:

<https://www.twincities.com/2017/08/26/theyre-quilts-on-a-stick-minnesota-state-fair-style/>

MEETING HIGHLIGHTS & SHOW & TELL





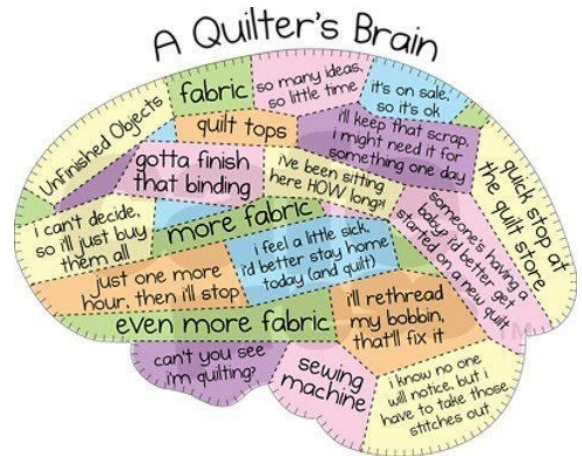
www.CherishedPieces.com

519.842.2658



Tuesday-Friday from 10-4 | Wednesday until 5 | Saturday from 9-3

Monthly Specials • Weekly Features • Classes • Upscale Retreats



HEATHER STOCK
519-625-8435
heather@thequiltplace.ca
www.thequiltplace.ca

**Fabric, Quilting Supplies,
Ready & Custom Made Quilts**

3991 Perth Rd. 107, Box 223, Shakespeare, ON N0B 2P0

Heirloom Treasures
Creative Sewing Studio

Fine fabrics, patterns, books & designs
Innovative notions & sewing supplies
Quilting, machine embroidery & heirloom classes

132 Governors Rd E.
Paris, ON N3L 3E1
(next to Brant Valley Golf Course)

519-774-5164
heirloomtreasures01@gmail.com
www.heirloomtreasures.ca



HS Hamilton Sewing

Longarm Quilting, Embroidery, Sergers and Sewing Machines

Hamilton Sewing has been serving the Hamilton & surrounding areas for over 25 years. We are pleased to feature the superior quality and technological advancement of the Sewing, Quilting, Embroidery Machines & Sergers.

Authorized Dealer for

**Baby Lock, Husqvarna, Handi Quilter
Singer & Juki**

Special Machine & Accessory Packages Available
Visit Us Anytime for Your Personal Demonstration



We also offer a wide variety of:
Fabrics – 100% Cottons, Batiks, Flannels & Knits
Specialty Sewing Accessories, Notions & Supplies
Sewing Cabinets & Cutting Tables
Inspiring Quilting, Embroidery & Sewing Classes
Sewing Machine Service & Repairs

Join our e-mail newsletter for weekly specials
Guild Members Save 25 % Off Fabric Everyday

1564 Main St W, Hamilton, ON
Phone: 905 527 6794

Email: michele@hamiltonsewing.com

Website: www.hamiltonsewing.com
or www.hamiltonquilting.com

At Hamilton Sewing,
Guild members save
25% off fabric
everyday.

When life hands you scraps
Make Quilts!

Village Square Quilt Shop
Fabric, Classes, BOM, Mystery Quilt

Unit 50 - 422 Pearl Street
Burlington, ON L7R 2N1
www.villagesquarequilts.com
905.681.2256 vsqs@outlook.com

FABRIC Please!
Your CANADIAN online fabric store!

FabricPlease.com

Worldwide Flat Rate Shipping
\$8-CAN / \$15-US
\$35-INT

Country Patchworks Fabrics and Quilts

DEBBRA EDDY

Owner

515533 11th line
R.R. 3, Woodstock, ON N4S 7V7

519-537-8753
debbraeddy@hotmail.com
www.countrypatchworks.ca



PLEASE SUPPORT OUR ADVERTISERS

SPRING RETREAT 2018 QUILT FLING

CHAPTER 28

Spring into Sewing

March 23 - 25, 2018.

CAMP TRILLIUM, WATERFORD INFORMATION SHEET

Accommodations

Camp Trillium in Waterford is in a beautiful forested area with a small lake. The sleeping cabins are separate from the meeting areas. They are very rustic with single bunk beds. Each semi-detached cabin has three bedrooms and a full bath and a powder room. You can drive up to the door to unload your gear. There are ramps into each cabin as well as stairs. There are pictures on the website if you would like to check it out in advance. rentals@camptrillium.com

There will be a limited number of single rooms available.

You must bring your own bedding (pillows, sheets and quilts or sleeping bags) and towels and bath mat.

Meals

You will have all meals included -lunch on Friday, Saturday and Sunday, breakfast on Saturday and Sunday and Dinner on Friday and Saturday.

If you have dietary concerns, please indicate on the registration form. We have to let the kitchen know 2 weeks in advance.

This is a totally peanut free camp. You must bring only packaged snacks that are clearly marked. It is not acceptable to bring goods that claim they may have come in contact with nuts. We will provide appropriate snacks throughout the day. Trust us!

Program

This is a UFO retreat. There will not be an instructor. You will also receive a block kit to prepare for the retreat.

Bring your hand work to attend a late night sewing circle if interested.

Merchant Market will be available on Friday after dinner and before wine and cheese reception

We are asking for donations for the silent and Aline style auctions. Some of the proceeds will go to Camp Trillium.

There will be three mini Workshops offered. You may choose to participate in none, one, two or all three. More detailed supply lists will be provided with your booklet

A. Friday afternoon – Fiber Art Scarf

Teacher - Bonnie Greenwood

There will be a kit fee for this workshop. You will use sulky products to create a unique thread project.

B. Saturday morning – Paper Pieced Wallhanging

Teacher - Sue Baldauf

This is a scrappy project which can be made using fabric from your stash.

C. Saturday afternoon – Simple Slouch Bag

Teacher – Joanne Beard

You will need to bring 8 fat quarters (or 2 squares of fabric 36”) to create a large, slouch bag.

Your Costs – only...

A. Double room - \$170 each person.

B. Single room - \$210 (limited number available)

+ \$5.00 for non-members for a temporary membership to be included in insurance coverage.

Payment Details

1. All registrations require a \$70 deposit

2. Early Bird – full payment by Dec. 14 qualifies for a draw for \$50 credit for retreat

3. Instalment Plan – post-dated cheques

Double- \$100 Feb. 9, 2017.

Single - \$140 Feb. 9, 2017.

NSF cheques will be charged \$35.

Refunds – at the discretion of the BHQG retreat committee

Contact – Joanne Beard, beards@cogeco.ca

SPRING RETREAT 2018 QUILT FLING

CHAPTER 28 March 23-25, 2018.

CAMP TRILLIUM, WATERFORD

REGISTRATION FORM

NAME _____

ADDRESS _____

EMAIL _____

PHONE # home _____ cell _____

EMERGENCY CONTACT name/phone# _____

Medical dietary needs? (Eg.- dairy, gluten, vegetarian) Please provide details.

This is a UFO retreat.**There will be three mini Workshops (please circle one, two or three)**

- A. Friday afternoon - Bonnie Greenwood - Fiber Art Scarf
- B. Saturday morning - Sue Baldauf - Paper Pieced Flower Small Wallhanging
- C. Saturday afternoon - Joanne Beard - Slouch Bag

Accommodation (please circle one)

- A. Double room - \$170 each person. Share with? _____
- B. Single room - \$210 (limited number available)

Special Accommodation Needs? Details.

Payment Details

1. All registrations require a \$70 deposit.
2. Early Bird - full payment by Dec. 14 qualifies for a draw for \$50 credit for retreat)
3. Instalment Plan - post dated cheques
Double- \$100 - Feb. 8, 2018.
Single - \$140 - Feb. 8, 2018.

4. Non-members must pay a \$5 fee for a temporary membership. This is an insurance matter.

NSF cheques will be charged \$35.

Refunds - at the discretion of the BHQG retreat committee

I hereby release the Brant Heritage Quilters Guild from any loss, injury or damage of any nature including death, while attending this retreat.

Signature _____ Date _____

Contact - Joanne Beard, beards@cogeco.ca 905 920-9295