



## Special Edition

Welcome to our BHQG January 2021 meeting

Happy New Year

Stay Safe and Stay Well

In this January edition you will see:

### nEW IN THE QUILTING WORLD

How to find calm in this difficult time – Becky McAlister

February Valentine Challenge

Demos - Five Variations of the Disappearing Shoofly Block: Cathy Eagles

Preview of BHQG February meeting



The beginning of a new year is an opportunity to make a fresh start, organize, and plan ahead. There are numerous quilt calendars and planners for 2021 to help make that organizing a bit more fun. The Scrapy Project Planner by Lori Holt of Bee in My Bonnet is one of my favourite planners. Additional accessories such as pens, colourful gingham tape, stickers, etc. may be purchased separately to enhance the planner. The Scrapy Project Planner and accessories can be found online in places such as the Fat Quarter Shop. The price varies from \$45 US to \$29 (on sale).

Some quilters may prefer to make their own project planners using free templates online.



### How To Find Calm In This Difficult Time!

In the coming year, we look forward to the end of the Pandemic and better days ahead. Becky McAlister shares some of her coping strategies below for staying calm during Covid-19..

“LOL, keeping calm, that’s a good one. So it hasn’t been easy. As with everyone battling the unknown world we’ve been living in, my anxiety level has

spiked several times.

One thing I do is to take ‘me’ days. Turn off the computer and leave the phone on the charger. Then I do something I feel like doing by myself. I am the only person who knows what that is and it isn’t necessarily the same thing every time. Go out for a drive, sew, craft, or binge watch movies. Just a little escape from the reality of everyday life.

If things feel like they are going to boil over, I try to stop, take some deep breaths, and count to 10. Usually in that process, I can calm down and realize the problem isn’t as bad as it seems, that there are things that can be done to resolve it. “

- ◆ SEWcially Distanced Calendar
- ◆ SEWcial—limited to 10 at St George Church
- ◆ Workshops are suspended until further notice
- ◆ No ‘in person’ Cuddle Quilt gatherings
- ◆ No ‘live’ Guild Meetings or Executive meetings
- ◆ Spring Retreat postponed to Spring 2021
- ◆ President’s HOUSE Challenge....see past newsletters for instructions
- ◆ Corona Quilting Challenge - continue working on your projects – check previous newsletters for info
- ◆ Keep saving your pop tabs for Bonnie M
- ◆ BOM ongoing
- ◆ Keep the 2022 quilt show in mind

### HAPPY JANUARY BIRTHDAYS

Roseline Dufour

Ofelia Escareno

Bonnie Greenwood

Brenda Konyu

Tonie Wilt



### JANUARY DEMO

Five Variations of the Disappearing Shoofly Block with Cathy Eagles.

### What is High SEWciety?

The first reply to Aline gets a prize.

### A VALENTINE CHALLENGE FOR FEBRUARY (IN THIS NEWSLETTER)

### Preview of BHQG February Meeting

- ◆ Special Edition announcement
- ◆ Demo with Linda Baldrey
- ◆ How To Find Calm In This Difficult Time
- ◆ nEW IN THE QUILTING WORLD
- ◆ Trunk Show by Roseline Dufour
- ◆ Wear you Valentine’s facemask

### NEWSLETTER DEADLINE FOR FEBRUARY ISSUE

NEXT DEADLINE: JANUARY 20

We solicit articles & request that they be kept to a 1/4 page / 200 word maximum.



### BHQG EXECUTIVE MEETING

Virtual Meetings as arranged, on Zoom.

### CUDDLE QUILT / OUTREACH

No Cuddle Quilt Meetings DURING Covid-19




### *A Valentine Challenge for February*



*Roses are red,  
Violets are blue,  
And here is a Valentine challenge  
for you to do...*

Take part in our February challenge and make a special Valentine mask. You may use your favourite mask pattern or one of your own design. Make your mask beautiful, funny, or even outrageous. Add embellishments or sew on some trim. Just be creative and have some fun. You might even be lucky enough to win a prize.

Please wear your Valentine mask to our virtual guild meeting in February. It will be our first Zoom meeting and we just can't wait to see you there. Just imagine how wonderful it will be to chat with your friends again, see a trunk show together, and share in a show and tell.



Please send photos of your Valentine masks to Aline Chan before the January 20<sup>th</sup> news letter deadline so they may be included in the February newsletter.



How about a Bra Mask?

### **Some Quilting Inspiration (Aline has seen these speakers perform at various guilds)**

Krista Moser • The Quilting life	Krista writes a blog with interesting tips and modern-day patterns. Her latest blog offers a free quilt pattern and no math free template method to cut a scalloped quilt border. I found this to be helpful. <a href="https://www.youtube.com/watch?v=ZzA0gvRpUcY">https://www.youtube.com/watch?v=ZzA0gvRpUcY</a> Website: <a href="https://www.kristamoser.com/">https://www.kristamoser.com/</a>
Kathy K. Wylie	Do you like to appliqué? Kathy is an expert and shares some of her tips in her emails. Her latest was sent on November 19/2020. It was a challenge with turning extreme inside points where the seam allowance needs to be clipped to create the point. By the time this shaped is clipped, there will be very little fabric left to turn! She tried three approaches suggested on the forum and explains the results with pictures. Website <a href="https://kathykwylie.com/">https://kathykwylie.com/</a>
Angela Walters • Quilting is My Therapy	Angela teaches many online courses about "Machine Quilting with Rulers". She has done a nice series of video tutorials and chats on ruler work, both domestic and longarm. <a href="https://www.youtube.com/watch?v=yKBIDCU3xGQ">https://www.youtube.com/watch?v=yKBIDCU3xGQ</a> Website: <a href="https://quiltingismytherapy.com/">https://quiltingismytherapy.com/</a>
Deb Tucker • Studio 180 Design	Many of us have rulers and tools we have purchased and have not put to good use. Deb Tucker has her own line and does great videos of how to use them and they are also useful for making good use of your purchases... Check out: <ul style="list-style-type: none"> <li>• The 60-degree table runner.</li> <li>• The Disappearing Nine Patch</li> <li>• Block Blusters</li> <li>• Tips and Tricks</li> </ul> Website: <a href="https://deb-tuckers-studio-180-design.myshopify.com/">https://deb-tuckers-studio-180-design.myshopify.com/</a>



## President's Corner

Happy New Year everyone!

Hindsight is 20/20 and we are moving on to new things with virtual guild meetings on Zoom

starting soon.

Sometimes I have to find things to inspire me so I look back to see what we did in the past, like the Canada 150 project.

2021 has some big 100 year Canadian anniversaries:

The Bluenose was launched; prohibition ended in BC; Banting and Best discovered insulin; and Canada was granted its official colours of red and white.

We hope you all enjoyed the cards that were sent out by the program committee because we sure have enjoyed the heartfelt responses we've received. We miss you all so much.

Cheers to the New Year and stay safe,

*Becky McAlister*

President

## Quilt Expo 2022

We are looking forward to 2022, when we aim to continue to promote the art of quilting in our community. In order to get ready, we ask you to start by being part of this project.

When we finally come out of this pandemic, we want to show people that quilting helped us physically, mentally and socially.

Why not use this isolation period to make quilts for our exhibit and to use your creativity to sew up projects to be sold in Quiltique? These are just two of many activities in our Quilt Expo 2022. We will inform you of this project during the coming months and how we will proceed, keeping in mind the many restrictions before us. Stay tuned as we are enthusiastically starting the process of organising our Quilt Expo 2022.

Our Guild's entryway to the last BHQG Quilt Expo



## OFFICERS 2020-2021

President	Becky McAlister
Past President/Nominations	Sue Baldauf
Vice President	Vacant
Recording Secretary	Stephanie Nemeth
Treasurer	Lorraine Giraldi
Membership / Front of House	Aline Chan
Program Committee Chair	Joan Tressel / Roseline Dufour
Workshop	Kelly Kerrigan / Brenda Konyu
Newsletter Editor/Webmaster	Aline Chan

## COMMITTEES

Spring Retreat	Jackie Kaye
Library	Kim Callaghan / Asst Susan Archer
Quilt Racks Committee	Sue Baldauf
Community Outreach	Rica Maguire / Stephanie Nemeth
Touch Quilts	Sue Baldauf
Historian	Roseline Dufour
Photography	Ofelia Escareno
Publicity/Info to CQA	Sarah Yetman
Archives	Carol Hunter-Ward
Social	Mary Connan
Pop Tabs	Bonnie MacDonald
50/50 Draws	Jackie Kaye / Linda Bodkin
Block of the Month	Sue Baldauf
Bus Trips, Fall	Roseline Dufour
Scholarship	Sue Baldauf
SEWcials	Sue Baldauf / Roseline Dufour
Demos	Cathy Eagles & Linda Baldrey
Special Project	Roseline Dufour
Greeter	Joan Tressel
Membership	Sharon Hamilton / Janet Perrodou

## Strut your Stuff

Have you been working on a project this month? Send Aline a photo of your flimsy or your quilted project before the 20<sup>th</sup> of each month so that the photo can be included in the next month newsletter. I know that I get inspired when I see other people's work. We are counting on you!

BRANT HERITAGE QUILTERS GUILD publishes the *BRANT QUILTERS VOICE* ten times a year. Editor: Aline Chan

We welcome editorial contributions and submissions. You may email submissions to [alinchan@rogers.com](mailto:alinchan@rogers.com)

**Advertising Policy:** Advertisement of a product or service does not indicate endorsement by the publisher. Publisher does not assume any responsibility by warranty or otherwise with respect to products or services advertised.

**SIGNING OF THE MEMBERSHIP APPLICATION AND CHECKING THE APPROPRIATE BOX** gives us permission to send you Guild-related notices / announcements. To unsubscribe, please email the editor with the words 'unsubscribe' on the subject line.

**PROOF-READERS:** Sue Baldauf, Anne Maguire, Gwen Brewer, Roseline Dufour, Becky McAlister.

## BHQG SEWcial

Due to the provincial lockdown restrictions, there will be no SEWcial in January. Stay safe and healthy and continue to sew at home.

*Sue Baldauf and Roseline Dufour*



Watch for a new program via Zoom, called **High SEWciety** during the Wednesdays in January. January 6, 13, 20, 27 at 1 PM.

Zoom link will be sent the day before the session.

It will consist of an hour of a sewing program and a SEWcial visit with our Guild quilting friends. We will make projects, discuss new techniques, and chat while we SEWcialise and sew.

While we may not be having 'high tea', we will try to add some 'highs' into our lives.

SEWcerely,

*Roseline Dufour & Joan Tressel*



## BHQG BOM 2020- 2021

### LEAVES IN MOTION

The Autumn Beauties received their second set of instructions at Christmas time. We hope that sewing this fun quilt was a welcome diversion through our lockdown days. Did our quilters decide to make a 2 colour quilt or did they choose assorted colours? The 2 photos show the colour selections for leaves by Kelly K. and Sue B.

Your BHQG BOM committee

*Kelly Kerrigan, Brenda Konyu, Jackie Kaye, Sue Baldauf*



### Who are the members of the BHQG Program Committee?

Joan Tressel --- chairperson  
 Roseline Dufour - co-chair  
 Janice Ferguson - secretary  
 Judy Taylor                      Leela Chan  
 Keith Baldrey                      Linda Baldrey  
 Catherine Eagles



**PAST RETREATS**—a time to bond and make more friends or get to know others better.

At one retreat, we were given a few items and, in assigned groups, we had to make something with the items.



### 'THINKING OF YOU' cards

If you know of a Guild member who is in need of a card for illness, sympathy or 'thinking of you', please let Stephanie know.

[stephanieandbob@hotmail.ca](mailto:stephanieandbob@hotmail.ca)



We met our objective on our MUG RUGS for outreach.

Size 6"× 8" to 7"× 9".

You can keep making them for the Quilt Expo.

**JANUARY DEMO** by Cathy Eagles

(BHQG Program Committee Member)

**Five Variations of the Disappearing Shoofly Block.**

Construct the shoofly block: For each block, you will need:

(4x) 5-inch squares of background fabric


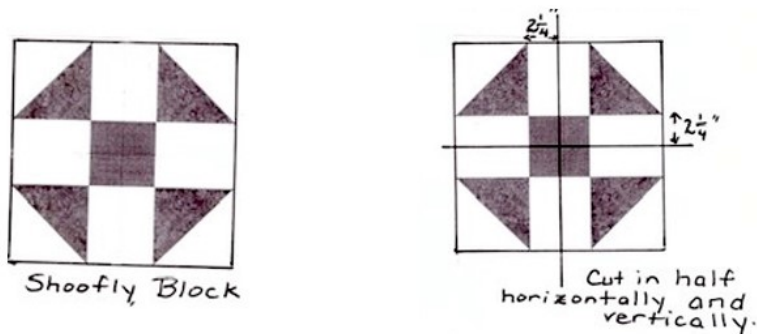
(4x) 5 - 7/8 inch squares of the same fabric, colour A

(4x) 5 - 7/8 inch squares of the background fabric

(1x) 5 inch square of a contrasting fabric B

1. Construct four half-square triangles using the 5 - 7/8 inch squares of the background fabric with the same size colour A squares.
2. Arrange in the 9-patch pattern of the shoofly block, sew the rows, and join.  
Nest seams where possible.

To construct the five variations: Cut shoofly block in half both horizontally and vertically as shown. Rotate the four squares and re-sew.



Blocks  
~13" square



Block Variation  
No. 1




4 Blocks of Variation 1

## Shoo Fly block—continued...

Block Variation  
No. 2

4 Blocks of Variation 2

Block Variation  
No. 3

4 Blocks of Variation 3

Block Variation  
No. 4Block Variation  
No. 5

Some of Cathy's samples

*Preview of BHQG February Meeting***1. Trunk Show on Zoom by Roseline Dufour***My Quilting Journey and My Tools*

It is fitting that Roseline Dufour will present our first trunk show on Zoom. Roseline is a valued and innovative leader in our guild. We are excited to follow her into this new adventure on Zoom. It will no doubt be fantastic.

Roseline was born and raised in Northern Ontario in a small community called Smooth Rock Falls. Her passion for sewing and handwork started at an early age under the influence of her mother and paternal grandmother. After retirement in 2004, Roseline became a self-taught quilter. Although she enjoys all forms of quilting, needle-turn applique is her forte. Her exquisite appliqué quilts have won many prizes.

From the onset, Roseline adapted quilting techniques to fit her own personal needs. She promises to share some of these techniques as she shows us her beautiful quilts.

It will be a trunk show to inspire.

**2. February Challenge –Please don't forget to wear your Valentine Mask to our February meeting.**

**OUTREACH REPORT 2020 SUBMITTED BY Rica Maguire & Stephanie Nemeth****OUTREACH**

We have donated 75 Quilts.



- 12 Quilts to Pregnancy Resource Centre they also received several knitted / crocheted baby blankets, which were donated to us by Paris Fair's Community Outreach Challenge, plus bibs and burp towels.
- 12 Quilts, plus baby blankets to Brant County Health Unit. Plus bibs & burp towels.
- 12 Quilts plus blankets to Brantford General Family Birthing Centre.
- 7 Quilts to Children's Aid plus pillowcases
- 7 Quilts to Sheridan Lodge plus pillowcases
- 7 Quilts to Brierwood Gardens
- 7 Quilts to Fox Ridge
- 8 St Joe's Life Care Centre
- 3 Quilts were donated to a young mother of two children who lost their father very suddenly.
- 60 Mug Rugs to Brantford Meals on Wheels
- 55 Mug Rugs to Paris Meals (in waiting)
- 10 Mug Rugs were sold in the Gift Shop at the Brantford General Hospital - (\$8.00 each) went to the Foundation.

4 Quilts were donated to  
Quilts of Valour

THANK  
YOU

A very warm and heartfelt *Thank You* to all who made this possible. We hope everyone has a Merry Christmas and stays healthy in the New Year!

Cheers! *Rica and Stephanie*

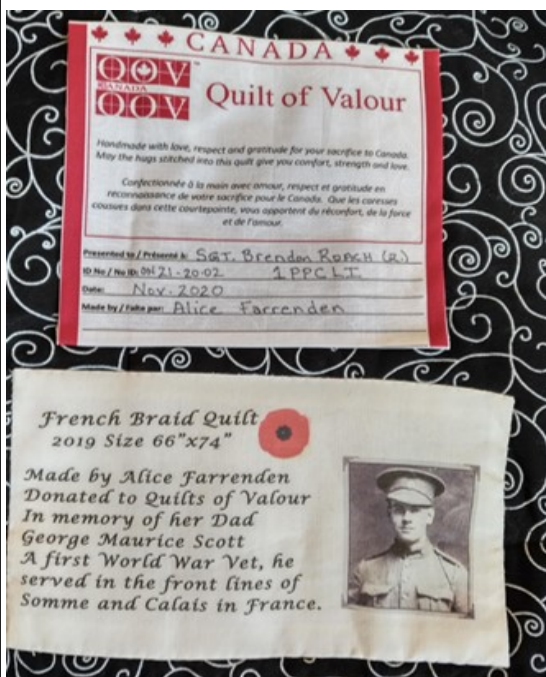


# Strut your Stuff

(SHOW AND TELL)



Just a quick note to say thanks for the BHQG Newsletter. I look forward to getting it each month. I am inspired by everyone's projects and learn a lot from the demos. This month I made my first mug rug after finding a pattern online. I will be sending it and a few more I plan to make to family members in nursing homes for Christmas. Next year, I will definitely make some for Outreach. *Verna Radford*



Elizabeth Verticchio was able to safely present a Quilt of Valour to a Veteran in Brantford recently.

It was a quilt made and quilted by Alice Farrenden. Thank you, Alice, so very much. It was a beautiful quilt and much appreciated.

The Veteran, Brendon Roach, served for over 20

years in the Princess Patricia Light Infantry. He served in several overseas deployments including Bosnia. His wife also is a Veteran and received a QoV when she retired. They were amazed with the quilt, and especially honored to receive it and learn of Alice's father's service in WW1. They wish to thank the guild and especially Alice for a wonderful gift and want everyone to know how important these acts of generosity help the veterans tremendously.

*Brendon and Tanya*, thank you for your Service. (Our Outreach committee has recently donated several quilts to QoV).





## What's Under My Needle

Featuring Sue Baldauf



This quilt is a Christmas gift made by Sue Baldauf for her niece.



Sue also made bibs for 2 little grand nephews. The sweater is for her grand niece.

Barb Minutillo's Christmas sewing is finished!



Judy Taylor's tree ornament made with the fabric and pattern that was mailed to our members.

**SPRING RETREAT 2021**

Chapter 30

**"Pearls of Wisdom"**

Hello fellow retreaters!  
Happy New Year!



Five Oaks Retreat Centre,  
1 Bethel Road, Paris ON  
March 26, 27, 28, 2021

I hope you're getting anxious because I know I am!

**WE STILL HAVE OPENINGS IF YOU ARE CONSIDERING ATTENDING!!**

Just a reminder from your retreat committee, we still have spots available for our spring retreat at Five Oaks. If you are interested, please contact Jackie Kaye at 519-484-2143 or by email [Jackie.kaye123@gmail.com](mailto:Jackie.kaye123@gmail.com) in order to arrange registration.

Thank you to all of you who have already registered - I'm sure we will have an enjoyable time.

Registration form can be found at the end of this newsletter.

Thanks again for your interest, and a Happy & Healthy New Year to all our members.

Why not lift your spirits this spring and join us at retreat?

Any questions—please feel free to send an email to [jackie.kaye123@gmail.com](mailto:jackie.kaye123@gmail.com)

*Jackie Kaye & Retreat Committee*



Past retreat pictures  
We are hard at work with our challenge.

**OUTREACH CHARITY TOTALS 2021**

Check here every month to see the total progress BHQG Outreach Committee is making during 2021 by quilting gifts for various charities in our community.

Quilts	Burp Towels	Pillow-cases	Placemats	Baby Bibs	Mug Rugs	Stockings	Touch Quilts
0	0	0	0	0	0	0	0



If you would like more information on making items for OUTREACH, please speak to Rica Maguire or send her an email: [1maguire1@rogers.com](mailto:1maguire1@rogers.com)

Thank-you to all who have made donations to the Outreach program, whether by quilts, flimsies, fabric, batting, etc. We appreciate any and all assistance our members give. Thank-you.



**QUILTS OF VALOUR:**  
Contact: Elizabeth Verticchio  
[elizabeth.verticchio@quiltsofvalour.ca](mailto:elizabeth.verticchio@quiltsofvalour.ca)

**TOUCH QUILTS**

Touch Quilts are often referred to as Fidget Quilts.

Contact our coordinator:  
Sue Baldauf & Committee





Quilters, please  
stay safe & healthy!

Mail order available!

**WE HAVE MOVED....  
ACROSS THE  
STREET!**

**accuquilt**  
Signature Dealer



www.cherishedpieces.com

142 Broadway St. Tillsonburg, ON

519.842.2658



## DO YOU READ YOUR NEWSLETTER?

### Prize Patrol!

Gwen Brewer is the winner! She identified the people in the photo and she remembered the year! We celebrated our Silver anniversary with a Mardi Gras retreat. Gwen is a steadfast and loyal retreat attendee. Murder Mystery! Aline as Madge Smith, Deb Desforge as Detective Constance, Donna as Detective Colombo, Joanne as Cindy Sinclair, Bonnie as Jennie Lovestrong.

A prize will be delivered to Gwen shortly... A new quilting gadget tool.



**SPOOLED ROTTEN  
QUILTS**

*Longarm Quilting Services*

Sarah Yetman • 519-732-5718  
info@spooledrottenquilts.com  
237 Bruce St., Brantford ON N3S 4Z8

## Hamilton Sewing Special

**\$1,000 In-Store Credit with Amara Purchase!**



Handi Quilter

**AMARA**

10 or 12

Foot Framed

for Only

**\$13,899**

Experience quality, precision, and a world of quilting possibilities.

From baby quilts to king-size, the HQ Amara is the perfect fit for your style of quilting.

1564 Main Street West Hamilton On. - 905 527 6794 - hamiltonsewing.ca

## Hamilton Sewing Special



Husqvarna  
Platinum Q165

Longarm  
5, 10 or 12  
Foot Framed  
On Sale  
Now!

The PLATINUM™ Q165 long arm quilting machine makes quilting fun and easy.  
Quilting Accuracy at Your Fingertips with 1,800 stitches per minute speed.


1564 Main Street West Hamilton On. - 905 527 6794 - [hamiltonsewing.ca](http://hamiltonsewing.ca)



*Heirloom Treasures*  
*Creative Sewing Studio*

*Fine fabrics, patterns & designs*  
*Innovative notions & sewing supplies*  
*Quilting, machine embroidery & bag making classes*

132 Governors Rd E.  
Paris, ON N3L 3E1  
519-774-5164

Wed 10 - 2, Thurs - Sat 10 - 5  
[heirloomtreasures01@gmail.com](mailto:heirloomtreasures01@gmail.com)  
 [facebook.com/HeirloomTreasures132](https://facebook.com/HeirloomTreasures132)

 **Hamilton Sewing**

[www.hamiltonsewing.com](http://www.hamiltonsewing.com)

**Quilt Members receive**  
**25% Off Fabric**  
**Everyday**

[michele@hamiltonsewing.com](mailto:michele@hamiltonsewing.com)

1564 Main St. W. Hamilton On

Phone 905 527 6794

Country Patchworks Fabrics and Quilts

**DEBBRA EDDY**  
Owner

515533 11th line  
R.R. 3, Woodstock, ON N4S 7V7

519-537-8753  
[debbraeddy@hotmail.com](mailto:debbraeddy@hotmail.com)  
[www.countrypatchworks.ca](http://www.countrypatchworks.ca)



THE  
**QUILT**  
PLACE

**HEATHER STOCK**  
519-625-8435  
[heather@thequiltplace.ca](mailto:heather@thequiltplace.ca)  
[www.thequiltplace.ca](http://www.thequiltplace.ca)

**Fabric, Quilting Supplies,**  
**Ready & Custom Made Quilts**

3991 Perth Rd. 107, Box 223, Shakespeare, ON N0B 2P0

**REGISTRATION FORM - SPRING RETREAT 2021*****"Chapter 30 – Pearls of Wisdom"***

March 26, 27, 28

Five Oaks, Paris

NAME: \_\_\_\_\_

ADDRESS: \_\_\_\_\_

EMAIL: \_\_\_\_\_

PHONE # HOME \_\_\_\_\_ CELL \_\_\_\_\_

EMERGENCY CONTACT: \_\_\_\_\_ PHONE: \_\_\_\_\_

Master Class with Aline?                      YES              or              No

Medical dietary needs: Dairy    Gluten    Vegetarian              Other

Please provide details:

ACCOMMODATION: (please circle one)

**Double - at your own discretion**              \$265 per person    Share with? \_\_\_\_\_

Single -----              \$295 per person

**Special Accommodation needs?** Please provide details:**Payment details:**

All registrants require a \$65 deposit for double &amp; \$95 deposit for single. (\$50.00 non refundable unless Five Oaks cancels)

Installment Plan – post-dated cheques:

January 1/2021 -              \$100.00

February 1/2021 -              \$100.00

Non-Members must pay a \$5.00 fee for a temporary membership. This is an insurance matter.

NSF cheques will be charged \$35.00

Refunds – at the discretion of the BHQG Retreat Committee

I hereby release the Brant Heritage Quilters' Guild from any loss, injury or damage of any nature including death while attending this retreat.

SIGNATURE: \_\_\_\_\_ DATE: \_\_\_\_\_

**Contact – Jackie Kaye, e-mail: [jackie.kaye123@gmail.com](mailto:jackie.kaye123@gmail.com) 1-519-484-2143**