



**Next General meeting January 12
 ZOOM, 7 PM.**

ZOOM room will open at 6:45 PM.

Please go into ZOOM now and update your program. If you do not know how, email Aline.

A few days before January 12, we will send you the ZOOM link.

NOTE: No SEWcial or pre-dinner in January and February.



SEWcially Distanced Calendar

- ◆ SEWcial —NOT IN January and February (possibly not in March)
- ◆ Cuddle Quilt / Outreach gatherings: as announced
- ◆ Keep saving your pop tabs
- ◆ TGIF Club—details in the newsletter
- ◆ Mystery Workshop January 21 (pg 8)

Happy JANUARY BIRTHDAYS

Marilyn Book	Ofelia Escareno
Sandra Grummett	Brenda Konyu
Dana Martin	Cathy Seed
Tonie Wilt	



JANUARY PROGRAM

Brrrrr... Finally, winter is upon us (79 days until spring).

As indicated in September, BHQG will be holding Zoom meetings in January and February. Hopefully, the weather will be in our favour and we will be meeting in person in March.

On January 12th, 2023, at 7:00pm, we will be Zooming our first trunk show guest: *Cindy McChesney*. Cindy resides in Northwest Arkansas. She is a quilt artist, longarmer, quilt teacher and lecturer. She knows the tricks of the trade and the best ways to tackle a project.



Her 'Panel Palooza' trunk show will show you how she creates unique quilts from pre-printed panels. She has a sixth sense for colour/design and her love for quilting is contagious.

NOTE: We will be emailing you a ZOOM link for our BHQG meeting when we get closer to the date.

Your BHQG Program Committee

*Joan, Catherine, Judy, Janice, Verna,
 Steven & Roseline*



**Check out the library with
 Librarians Pat & Sue A.**

We will have a contest up and running as soon as in-person meetings starts again.



**NEWSLETTER DEADLINE FOR
 FEBRUARY ISSUE**


NEXT DEADLINE JANUARY 16

We solicit articles & request that they be kept to a 1/4 page / 200 word maximum.



Welcome New Members:

Dana Martin
 Cathy Seed



TGIF words of encouragement

Yes, we can!

Our numbers have increased to 21. **How wonderful!**

Found Moments. Always keep something close at hand so that you can make use of 'found' moments- such as waiting for your appointment, talking on the phone, inclement weather... Gather the supplies you will need to make your block/project—fabrics, threads, needles, scissors- and put in a Ziplock bag, a bin or a drawer ready to go at a moment's notice. You'll be surprised at how creatively you can use your time.

PROGRAM 2023

UPCOMING PROGRAM

February 9th Trunk Show (Zoom) with **Brett Lewis** - known as the Natural Born Quilter - is from Edmonton, Alberta. When his son was a newborn, Lewis and his partner received a quilt as a gift. Lewis was quite impressed by the colour and detail of the patchwork. He began researching quilting online. By the spring of 2016, he was officially hooked on quilting. The first year, he made between 10-12 quilts.

Come and hear of his inspiring quilting journey.

March 9th Trunk Show – **Robin Bogaert** is a longarm quilter, creator and blogger at <https://www.quiltingintheloft.com/>

She has many years of quilting experience. Robin resides in Waterloo. Robin's roots in quilting are traditional, however she appreciates modern quilt design as well and considers the focus of her work to be designing, teaching, trunk shows, free motion quilting, ruler work and thread painting. At the moment, we are planning an in-person trunk show but should the weather be inclement (blizzard conditions and others), we will be transitioning to a ZOOM presentation.

To be announced the closer we get to the date. Check your emails!



UPCOMING EVENTS

December to April 2nd Wednesday of the month, 7:30 PM	Pieceful Night Quilters Guild, Toronto offers hybrid / virtual meetings. Website: https://www.pnqg.ca/
March 24, 25 Etobicoke Quilters Guild	Quilt Fever—see ad on this page. https://etobicokequiltersguild.com/
April 15, 16 A Million Little Stitches Region of York Quilters	http://www.regionofyorkquiltersguild.ca/
May 26 to 28 Superior Quilt Show	Thunder Bay Quilters. https://thunderbayquilters.org/
June 2, 3 Pinetree Quilters Guild of Muskoka, Bracebridge	www.pinetreequiltersguildofmuskoka.com/
June 2, 3 Quilts Kingston Limestone Quilters Guild	Royal Kingston Curling Club limestonequiltersguild.wordpress.com/
June 8—10 Quilt Canada	Halifax NS canadianquilter.com/quilt-canada-2023/

The Quilted Boutique



WINNERS! \$20 Gift Certificates from
The Quilted Boutique.
December winners are
Lorraine Geraldi and Linda Smith

—

Brenda Konyu—Can of spray adhesive
Verna Radford—'Naughty' prize
Joy Dunning—'Nice' prize
Colleen Fauvelle—Kim's Game
Ofelia, Kari, Germaine, Brenda—Jingo winners
50/50—Tatjana

Etobicoke Quilters' Guild
Quilt Fever 2023

Quilt Show and Sale
March 24 & 25, 2023

10 am—5 pm Admission \$10

Café, Door Prizes

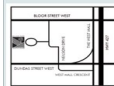
Pick to Win, Merchants Mall

Members Boutique

Quilting Demonstrations

info at: etobicokequiltersguild.ca

Nelson Park Creative Centre
56 Nelson Drive
Etobicoke, ON
M9C 1V7



Quilt design by Sandy Lindal



PRESIDENT'S CORNER

Happy New Year!

I am happy to see the end of 2022 and look forward to the challenges of 2023.

There were good things in '22: our very successful Quilt Expo, a return to in-person meetings, continued support and friendship from our members and, of course, lots of quilting. Personally, a broken and then replaced elbow made it very difficult at times.

Looking ahead to '23, we'll zoom through the rough weather months of January and February, meet again for the remaining months of our guild year and we will be having a quilting retreat at Hidden Acres. I know our program group is going to keep us entertained and educated.

Bring it on' 2023! We are ready.

Joanne

President



OFFICERS 2022-2023

President	Joanne Beard
Past President/Nominations	Becky McAlister
Vice President	Linda Bodkin
Recording Secretary	Stephanie Nemeth
Treasurer	Lorraine Geraldi / Ass't: Kim Ferrell
Membership / Front of House	Aline Chan
Program Committee Chair	Roseline Dufour (+You?)
Workshop	Colleen Fauvelle
Newsletter Editor/Webmaster	Aline Chan

COMMITTEES

Spring Retreat 2023	Rhonda Bennitt / Ass't Verna Radford
Library	Pat O'Connor / Ass't Susan Archer
Quilt Racks Committee	Sue Baldauf
Community Outreach	Stephanie Nemeth
Touch / Fidget Quilts	Joy Archer / Sue Baldauf
Historian	Roseline Dufour
Photography	Verna Radford
Publicity/Info to CQA	Ofelia Escareno
Archives	Carol Hunter-Ward
Celebrations	Mary Connan
Pop Tabs	Bonnie MacDonald
50/50 Draws	Jackie Kaye / Linda Bodkin
Block of the Month	Sue Baldauf
Bus Trips, Fall	
Scholarship	Sue Baldauf
SEWcials	Sue Baldauf / Roseline Dufour
Demos	Cathy Eagles
Special Project	Sue Baldauf / Roseline Dufour
Greeter	Joan Tressel
Membership	Sharon Hamilton / Janet Perrodou
Program committee	Roseline Dufour, Janice Ferguson, Cathy Eagles, Judy Taylor, Joan Tressel, Verna Radford, Steven Clark
Quilt Expo 2026	

At our December meeting – we had a 'feast'!



'THINKING OF YOU' cards

If you know of a Guild member who is in need of a card for illness, sympathy or 'thinking of you', please let Stephanie know.

steph.nemeth@outlook.com



BRANT HERITAGE QUILTERS GUILD publishes the *BRANT QUILTERS VOICE* ten times a year. Editor: Aline Chan

We welcome editorial contributions and submissions. You may email submissions to alinchan@rogers.com

Advertising Policy: Advertisement of a product or service does not indicate endorsement by the publisher. Publisher does not assume any responsibility by warranty or otherwise with respect to products or services advertised.

SIGNING OF THE MEMBERSHIP APPLICATION AND CHECKING THE APPROPRIATE BOX gives us permission to send you Guild-related notices / announcements. To unsubscribe, please email the editor with the words 'unsubscribe' on the subject line.

PROOF-READERS: Gwen Brewer, Sue Baldauf, Becky McAlister, other executive.

Brant Heritage Quilters Guild • Box 24025 Brantford ON N3R 7X3 • www.BrantHeritageQuiltersGuild.com •

BrantQuilters@gmail.com • <https://www.facebook.com/groups/BrantQuiltersGuild/> / St. George United Church, 9 Beverly St E, St George, ON N0E 1N0

SEWCIAL

This fall, we have enjoyed the opportunity to meet for SEWCial in the church hall.

For January, February and March 2023, there will be NO Sewcial gatherings. We will continue this fun activity in April 2023.

Season's Greetings and Happy Quilting.

Your BHQG SEWCial organizers
Sue Baldauf and Roseline Dufour

**FIDGET/TOUCH QUILTS**

Thank you for your interest in making fidget/touch quilts for Outreach.

From past investigation, we know that these quilts have benefits for young children and special needs youth in sensory awareness and the development of fine motor skills. The elderly, especially those with Alzheimer conditions, find comfort and entertainment in these projects.

Look for Joy Archer at the guild meeting with some more kits prepared by your BHQG committee to help you make a fidget/touch quilt.

Your BHQG Fidget/Touch Quilt committee,
Joy Archer, Sue Baldauf, and Judy Taylor

**SPRING RETREAT 2023**

The Retreat committee would like to thank everyone for the great response to the Hidden Acres Retreat. Sign up at the December meeting was a success. We have filled the 22 spots, however we are taking names for a waiting list.

The Retreat is Friday, March 10th to Sunday March 12th 2023.

Cost is \$210.

Hidden Acres is located at 1921 Line 37, New Hamburg, Ontario.

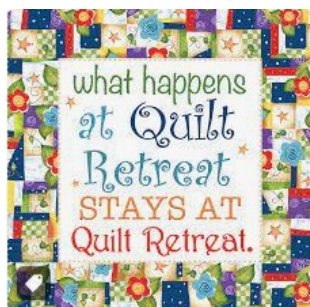
If you are interested in going onto the waiting list, please contact me rhondabennitt@hotmail.com
905 308-5565.

Anyone who has been accepted to go and is unable to attend, please contact Rhonda as soon as possible so we can let people on the waiting list know that there is a vacancy.

For those of you who are attending: I will be sending an email out to you mid-February with more information.

Thank you
Have a safe and wonderful
holiday season.

Rhonda Bennitt
Retreat Coordinator
Chapter 31



December Demo with Cathy Eagles

Spool Block and Xs Block DeC
C. Eagles
demo
(2 for the price of 1)

Using $2\frac{1}{2}$ " strips, by width of fabric (WOF)
For 12 small blocks (6 of each type), you will
need 6 background strips and 6 printed
strips. (Yields 6 small (8") blocks and $1\frac{1}{2}$ large.

1. For one strip set: Sew a background strip to each side of a printed strip. Press to the printed strip.
2. For second strip set: Sew a printed strip to each side of the background strip.
3. With right sides together, seams nesting, sew the strip sets together along the top and bottom.



Step 1



Step 2



Step 3



Step 4



Step 5



Step 6



A



B



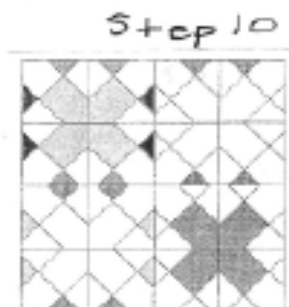
Step 7



Step 8



Step 9



Step 10

4. Cut each strip set into 6 $6\frac{1}{2}$ " sections.

5. Sew down the opening sides of each section.

6. Cut along both diagonals for each section. Press open.

7. Join 4 "As" for the Spool Block. Trim to 8".

8. Join 4 "Bs" for the Xs block. Trim to 8".

9. Join 4 Spool Blocks for a Star Block. ($15\frac{1}{2}$ ")

10. Join 4 Xs Blocks for a Mega Xs Block. ($15\frac{1}{2}$ ")

THE CANADIAN QUILTING ASSOCIATION FEATURED ALL THE 2022 QUILTS THAT WON CQA ROSETTES. CHECK OUT THE LATEST ISSUE! JOAN TRESSELL'S QUILT WAS IN OUR PAST GUILD NEWSLETTERS.




HOME COMMUNITY EVENTS BLOG GALLERY MAGAZINE SHOP LOGIN

JOIN US

Submitted to CQA by Ofelia.

Guild Rosette Winners 2022



DIGNITY QUILTS



Dignity Quilt: flimsy & binding by Stephanie Nemeth. Quilted by Jo Beard. Donated to St. Joseph's Lifecare in Brantford.



Dignity Quilt made by Barb Minutillo. Donated to St. Joseph's Lifecare in Brantford, in honour of Rica Maguire.

What is a Dignity Quilt?

It is a quilt used in places like nursing homes, when the deceased makes a public exit leaving the building on the way to the funeral home. The quilt can be used to cover the stretcher. Instead of seeing a body bag being wheeled out, residents and staff can see the stretcher covered in a quilt.

Looking for some Gift ideas?

- Make fabric covered notebooks
<https://blog.onlinequiltmagazine.com/2022/11/21/fabric-covered-notebooks-best-gift-idea-ever/>
- How to make a quick Wine Bottle bag, <https://www.craftsy.com/post/how-to-make-a-wine-bag/>
- 35 Easy Quilted Gift Ideas You Can Sew For Your Girl Friends
<https://sewing.com/easy-quilted-gifts-for-girls/>
- GIFTS FOR THE QUILTER 2022 - GIFTS THAT YOU WANT AND WILL USE video by Karen Brown
https://www.youtube.com/watch?v=O07J_q9UFEU
- Laura Coda – Sew Very Easy -a video for do it yourself alphabet pins
<https://www.youtube.com/watch?v=gk32bHpF7IE&t=241s>
- 9 Holiday Quilting Projects to Deck the Halls- <https://www.nationalquilterscircle.com/?s=9+holiday+quilting+projects>

WORKSHOP JANUARY 21, 2023

Inspector Clue-Sew has another mystery case for us to solve.

Please join us for a Zoom workshop Saturday, January 21st at 9:30 AM.

The cost is \$10.

A new clue will be sent out by email every hour until the mystery layout is unstitched!

A supply and cutting list will be sent out before the meeting.

Sign up for the workshop with Colleen Fauvelle rubyq231@gmail.com

E-transfer to be sent to the Guild's account bhqq.etransfer@gmail.com



NOTE: We are not meeting in-person in January and February.



From Your Outreach Committee...

The Holly Jolly Christmas meeting was a great success. Many thanks to those who supported the Outreach Chair Sale with their donations which totalled \$255. Food Bank donations brought in \$145, for a grand total of \$400. This money was divided equally between the Brantford Food Bank and Brantford SPCA. Thank-you for your generosity.

Many thanks to those members who donated finished quilts, flimsies, burp towels, pillow cases and receiving blankets at our Holly Jolly Christmas Meeting.

Distributions from mid-November to December included:

- ◆ Brant Victim Services: 5 quilts
- ◆ Fire Team K-9: 9 quilts for veterans. Fire Team K-9 is a Service Dog provider for Wounded Warriors Canada and the Royal Canadian Legion
- ◆ Sheridan Lodge: 11 Christmas stockings and 16 pillowcases
- ◆ Family and Children's Services: 9 quilts and 15 pillowcases
- ◆ Hope Pregnancy and Resource Centre: 5 receiving blankets and 9 burp towels
- ◆ Health Unit's Healthy Babies Program: 5 quilts, 9 burp towels
- ◆ St. Joseph's Lifecare: 2 Dignity Quilts

THANK
YOU

THE AGENCIES WE DONATE TO ARE ALWAYS VERY APPRECIATIVE. THANK-YOU FOR THE TIME, ENERGY, CARE - AND FABRIC - THAT YOU INVEST IN OUTREACH.



Made and donated by

Sandra Grummett

**BRANT COUNTY
HEALTH UNIT**

194 Terrace Hill Street
Brantford, ON N3R 1G7
519-753-4937

www.bchu.org

November 16, 2022

Brant Heritage Quilters Guild
10 Old Farm Road
Brantford, Ontario
N3R 6P5

Dear Brant Heritage Quilters Guild,

Once again, we would like to thank you so much for delivering the more of the beautiful hand crafted baby quilts for our program participants. As always, our young moms are very grateful and appreciative of such a thoughtful item which is given to them each year at this time for participating in our Canada Prenatal Nutrition Program.

The Brant Heritage Quilters Guild's ongoing support to this program have touched so many youth in our community for many years. Our organization is so proud of the community partners such as your Guild, who so generously donates your handmade items to our Canada Prenatal Nutrition Program.

Please share with the members of Brant Heritage Quilters Guild, our gratitude for their thoughtfulness within our community. On behalf of the program participants who will receive these quilts, thank you so much for your generosity.

Kindest Regards

Joan Millsap
Manager, Child Health

Thank-you note from Brant County Health Unit



Quilt by Stephanie Nemeth



Flimsy created by Liz Catherwood.
Quilted by Joanne Beard

MESSAGE FROM ELIZABETH—QUILTS OF VALOUR

Hello, busy Quilters!

It has been an interesting year as we move through the pandemic and begin to meet and socialize more with our family and friends. As the year winds down, I would like to let you know that I will be finishing up with Quilts of Valour. There is a lady in the Kitchener - Waterloo area who is the closest Representative, currently.

I am deeply grateful for the generous donations of time, material and quilts that many of the ladies and the Guild have provided.

A couple of months ago, the Executive reached out to me and offered several quilts for QoV. I explained to them that I was winding down from that organization. They still wanted to outreach the veteran community.

This past year I had the privilege to do some training with Fireteam K9. They are a Veteran owned, non-profit that provides trained service dogs to Veterans and First Responders. They opened up just as the pandemic had started. Their staff and volunteers are all from the veteran and first responder families.

Fireteam K9 have been certified and supported by Wounded Warriors Canada and Ontario Legion Command.

Jen and Jeff Hinch of FTK9 were thrilled to be offered quilts from the Guild.

I will be making arrangements to meet with Fireteam K9 when the weather allows it, and go up to Pembroke to present the quilts.

Thank you, BHQG members and the Executive, especially Outreach, to offer the quilts and take the time to help pick them.


Sincerely,

Elisabeth Verticchio

Fire Team K-9's Headquarters



Fire Team K-9's



JACKIE'S ICED SHORTBREAD COOKIES

Ingredients for cookie:

8 ounces of very soft butter (2 sticks or 1/2 lb)

1/2 cup of powdered sugar

1 tsp vanilla extract

1 3/4 cups of all purpose flour

1/4 cup of cornstarch

Instructions:

-line 2 cookie sheets with parchment paper

- in medium bowl add butter, vanilla and powdered sugar. Mix with wooden spoon until fluffy and well blended.

- add flour and cornstarch stir until flour is incorporated and the dough is shaggy, press into a ball and knead a few times until a ball forms.

- remove half of dough to a lightly floured surface and roll out to 3/8 inch thickness.

- cut out with cookie cutters and keep rolling leftover pieces with remaining dough and cut out until no dough remains.

- place cookies on cookie sheets and place in freezer for 10 minutes. (This will allow the cookies to keep their shape and not spread).

- place in preheated 350 degree oven and bake for 12 to 16 minutes or just until bottom edges start to golden. DO NOT OVERBAKE! If your oven does not heat evenly, rotate pans halfway through baking time. Let cool before icing.

The trick to shortbread is to let oven come back up to temperature between pans, and make sure dough has been chilled.

Icing:

2 cups of powdered sugar

4 to 5 tablespoons of lemon juice (fresh or bottled)

a few drops of lemon flavouring

colouring if desired

- hold cookie upside down press into icing. Lift and rotate to allow excess to drip off. Turn right-side up and let dry overnight if you are going to stack them. Store in a box or open container with paper towel or tea towel on top. Cookies freeze well in Ziplock bags but icing will get wrinkly.



KRISPIE MARS BAR RECIPE BY DIANE SITZER

- ◆ melt 1/2 cup butter with 4 regular size Mars bars
- ◆ stir constantly over low heat until creamy.
- ◆ Remove from heat
- ◆ Mix in 3 cups rice crispies. Place gently into baking dish. Cover and let cool (do not refrigerate). Enjoy !

Our newest member brought these to our December Holly Jolly Meeting. Most had been devoured before I got a picture. Thanks for posting the recipe to our Facebook page!

Thanks, Diane!

Diane wrote: Thanks for the fun Christmas Quilters Party !



DECEMBER MEETING RECAP

PHOTOS BY VERNA RADFORD



PHOTOS BY VERNA RADFORD



JUDY'S JINGO BINGO



Joy with her Touch Quilts



Cuddle Quilts

SHOW & TELL





Quilters, please stay safe & healthy!

Mail order available!

**WE HAVE MOVED....
ACROSS THE
STREET!**



Up Yur Quilt

Henley Square Plaza
395 Ontario St,
St. Catharines, ON
289-362-1443
UpYurQuilt@gmail.com

Tue, Thur & Fri 8am-4pm
Wed 8am-6pm & Sat 8am-12pm
Sun/Mon closed
www.UpYurQuilt.ca
In store and website shopping



**SPOOLED ROTTEN
QUILTS**

Longarm Quilting Services

Sarah Yetman • 519-732-5718
info@spooledrottenquilts.com
237 Bruce St., Brantford ON N3S 4Z8

www.cherishedpieces.com
📍 142 Broadway St. Tillsonburg, ON
☎ 519.842.2658

Hamilton Sewing Specials!

BABY LOCK
SEWED
LONGARM GETAWAY
VIRTUAL EVENT

In Stock!

**\$469
Value**
*Does not include
machine price



You started your quilt, and now you can finish it with the Baby Lock Gallant.
Packed full of features, the Gallant is just what you need to complete any quilting project.

1564 Main Street West Hamilton On. - 905 527 6794 - hamiltonsewing.ca

Hamilton Sewing Special



Handi Quilter
AMARA
10 or 12
Foot Framed
On Sale
Now!

Experience quality, precision, and a world of quilting possibilities.

From baby quilts to king-size, the HQ Amara is the perfect fit for your style of quilting.

1564 Main Street West Hamilton On. - 905 527 6794 - hamiltonsewing.ca



Heirloom Treasures Creative Sewing Studio

Distinctive fabric, notions, patterns and designs to meet all your quilting, machine embroidery and bag making needs

Find us at 132 Governors Rd. E., Paris, ON N3L 3E1
Studio Hours: Wednesday - Saturday 10am - 4pm

519-774-5164 heirloomtreasures01@gmail.com

[facebook.com/HeirloomTreasures132](https://www.facebook.com/HeirloomTreasures132)
www.heirloomtreasures.ca



HS Hamilton Sewing

www.hamiltonsewing.com

**Quilt Members receive
25% Off Fabric
Everyday**

michele@hamiltonsewing.com

1564 Main St. W. Hamilton On

Phone 905 527 6794

Country Patchworks Fabrics and Quilts

DEBBRA EDDY
Owner

515533 11th line
R.R. 3, Woodstock, ON N4S 7V7

519-537-8753
debbraeddy@hotmail.com
www.countrypatchworks.ca



**THE
QUILT
PLACE**

HEATHER STOCK
519-625-8435
heather@thequiltplace.ca
www.thequiltplace.ca

**Fabric, Quilting Supplies,
Ready & Custom Made Quilts**

3991 Perth Rd. 107, Box 223, Shakespeare, ON N0B 2P0

The Quilted Boutique
 Quilts - Quilting Cottons - Linen - Flannel
www.thequiltedboutique.com



123 Powell Road
 Brantford Ontario Canada
 1-226-934-4729



COUNTRY CONCESSIONS
Quilt Shop

Helping you build your stash for over 20 years!

35 King St, N. Cookstown
 (Just north of Hot Stacks)
 We can't wait to see you!



705-458-4546 | countryconcessions.com

Brant Heritage Quilters Advertising rates 2021 - 2022
 10 issues. Ad must be paid in full before appearing in the newsletter.

Classified Ad	(1 inch x 3 inch)	\$ 2.00 per insertion
Business Card	(2 inch x 3 inch)	\$ 4.00 per insertion
Quarter Page	(5 inch x 3 inch)	\$ 7.00 per insertion
Half Page	(7 inch x 5 inch)	\$15.00 per insertion
Full Page	(7 inch x 10 inch)	\$30.00 per insertion

