

Brant Heritage Quilters Guild presents ...

Once Upon a Quilt



General Admission: \$7.00

Quilt Expo 2018

Children Under 12 Free

FEATURED ARTIST : ROSELINE DUFOUR

Friday October 19th - 10 am to 7 pm & Saturday October 20th - 10 am to 4 pm

Best Western Plus - 19 Holiday Drive - Brantford, Ontario

quilters walk of fame • quilt on a stick • opportunity quilt • challenge
quilt display • quiltique • vendors • tombola

www.brantheritagequiltersguild.com



BHQG

BRANT QUILTERS VOICE

June 14, 2018



JUNE PROGRAM

My, my, how time flies! To finish off our year, our June program will show how to finish off your quilts. It does not matter if it is a king size quilt or a miniature quilt. One thing is certain - they all need **labels**.

We will show you different samples of **quilt labels**, various techniques used as well as what to write on your label. You will be given the opportunity to choose a label and practise crayoning, one of the techniques used to embellish your own label.

Even though our make and take program is not labour intensive, you will be able to replenish your energy by savouring a delicious dessert as well as a cold refreshing beverage while you socialize with your fellow quilter. Gluten / dairy free will be available for those with these intolerances.

Roseline Dufour, Program Chair

WELCOME NEW MEMBERS AND GUESTS

Please turn to the person on both sides of you and introduce yourself. Make our members and guests feel welcome.

HELP !



DEMOS - We Need You

We are looking for ten individuals willing to present a 10 minute demo before the BHQG meeting from September 2018 to June 2019. It can be a technique that you have learnt, a tool that you have acquired or something else related to quilting. If this is of interest to you, please contact: roselineduf@hotmail.com

DID YOU KNOW...



- ⇒ that the birthstone of June is the Pearl and the flower is the Rose
- ⇒ that you should change your sewing machine needle every eight (8) hours of sewing
- ⇒ that June is the collection month for the Quilt Expo Tombola items, Quilt on a Stick, and Walk of Fame projects. Don't forget to register each item separately.
- ⇒ that Ireland is the only country with a musical instrument - the harp - as its national symbol
- ⇒ that if you open a packet of crisps in the pub, you must open it entirely, spread the packet out and place it on the table for all to share
- ⇒ Sue is still looking for her missing ruler from the Spring retreat

Name Tags

- ✓ Find the thimble
- ✓ Pop / beer / cat food tabs/ contest
- ⇒ **BOM draw tonight/register for next year's BOM**
- ✓ Cuddle Quilts / Outreach – Take a kit home
- ✓ 50 / 50 Draw: \$1 a ticket, 3 for \$2
- ✓ **SHOW OFF YOUR SHOW & TELL** (sign sheet)
- ✓ Library opens at 6:15 PM & also at SEWcial
- ✓ **BHQG QUILT EXPO OCTOBER 19-20, 2018**
- ✓ **MEMBERSHIP APPLICATION 2018 - 2019**

CHECKLIST

SEWcial Please join us on June 14 at 11AM, at St George United Church. A dedicated time to sew without interruption. There is space to pin baste or spray baste your quilts, get help, learn techniques or just sew.



HAPPY BIRTHDAY

JUNE

Jo Beard	Rocky Beckerman	
Linda Bodkin	Kay Boyd	Susan Clark
Kitty Gill	Gwen Harding	Bonnie MacDonald
Tracy McFarlane	Barb Minutillo	June Sutherland



JULY

Mary Connan	Pat Farrell	Sue Green
Jeannette McColl	Stephanie Nemeth	
Carolyn Plum		

AUGUST

Trudy Baumgart	Gwen Brewer	Dianne Dixon
Anne MacFarlane	Anne Maguire	Marg Phillips
Rose Marie Robinson		

NEWSLETTER DEADLINE

Deadline: 20th of each month

NEXT DEADLINE: August 20 for the September issue.

We solicit articles & request that they be kept to a 1/4 page / 200 word maximum.

BHQG QUILT EXPO 2018 MEETING

Tuesday, June 19, 5:30 PM
Brant Mutual Insurance Community Room
20 Holiday Drive, Brantford

BHQG EXECUTIVE MEETING

Tuesday, June 19, 6:30 PM
Brant Mutual Insurance Community Room

CUDDLE QUILT / OUTREACH

FIRST TUESDAY OF EACH MONTH
at Rica Maguire's home



PRESIDENT'S CORNER

We have flowers and sunshine and green grass... How beautiful it is despite the springtime being so short. The month of May is past but it was fun to celebrate with the Recognition Awards of our three members, Joy Archer, Anne MacFarlane and Joan Tressel. Our guild is so fortunate to have the participation of our more experienced members and our younger members, too!

A look at our guild meetings these days shows that we are just bubbling with the energy and commitment of our new members as well. What a great mix of ages, personalities, and backgrounds....all with something to offer this large group who are all interested in Quilting.

Keep working on your projects for the Quilt Expo 2018, so we can show the outside community a glimpse of BHQG....who we are and what we do.

Sue Baldauf, President



SIGN UP TIME

Many members have shown an interest in helping out periodically at the **BHQG** meeting as a white glove lady, a greeter, a library aide or other. You will have an opportunity to sign up at the June **BHQG** meeting. The different positions will be posted on the hall's wall. Simply sign up and the person in charge will contact you when you are needed to help out.

SLATE OF OFFICERS 2018-2019

At our **BHQG** June meeting, you will be presented with the proposed slate of officers for 2018 - 2019. If you are seeking a position, please contact Roseline as soon as possible.

We are actively looking for a person to shadow the coordinators of the **BHQG** Program Committee, starting January 2019. This person would be shown the step - by- step process to create an effective program for 2019-2020.

Please contact Roseline at roselineduf@hotmail.com for more information.



We have 105 registered Guild members.

OFFICERS 2017-2018

President	Sue Baldauf
Past President/Nominations	Roseline Dufour
Vice President	Becky McAlister
Recording Secretary	Stephanie Nemeth
Treasurer	Anne Maguire
Membership Greeter	Aline Chan / Laurann Bivens Joan Tressel
Publicity/Info to CQA	Rose Marie Robinson
Program Committee Chair	Roseline Dufour, Sarah Yetman
Workshop	Lorraine Galdi
Newsletter Editor	Aline Chan
QUILT EXPO CHAIR 2018	Roseline Dufour

COMMITTEES

Retreats / Bus Trips	Joanne Beard
Library: Kim Callaghan	Cathy Eagles, Susan Archer
Quilt Racks	Sue Baldauf
Outreach: Cuddle Quilts	Rica Maguire, Stephanie Nemeth
Historian	Roseline Dufour
Photography	Pam Turner / Rica Maguire
Quilt Documentation / Archives	Carol Hunter-Ward
Socials / Potlucks	Mary Connan
Pop Tabs	Bonnie MacDonald
50/50 Draws Anne MacFarlane	Gay Spong / Alice Farrenden
Block of the Month	Laurann Bivens
Special Projects - Regular	Quilt Expo Projects
Scholarship	Sue Baldauf
SEWcials	Aline Chan / Kim Callaghan
Webmaster	Aline Chan

Replacement Guild Lanyards \$6

THE HIDDEN THIMBLE

Find the hidden thimble in the newsletter. EMAIL Aline or leave a note at the Membership Table, telling where it is located and you will be entered into a draw to win a prize. You have to be present at the meeting to be eligible for the prize draw.

MAY WINNERS!

- **FIND THE THIMBLE:** Shirley Kossowski
- **DOOR PRIZES:** Susan King
Liz Catherwood
- **LIBRARY:** Dana Martin
- **50 / 50 DRAW:** Rhonda Moffatt

Congratulations

OF INTEREST TO QUILT LOVERS

May 31-June 2: Canadian Quilters Association (CQA) Quilt Show, Vancouver. <https://www.canadianquilter.com/>

June 1-2: Bluewater Quilt Show, Harry Lumley Bayshore Community Centre, www.bluewaterquiltersguild.ca

June 8, 9: Quilts on the Grand, Fergus. Centre Wellington Community Sportsplex

June 9-10 Behind the Seams 2018 Trent Valley Guild. TrentValleyquiltersguild.com

July 7-8 A Stitch in Time Quilt Show, Prince Edward County <https://pecqguild.weebly.com/2018-quilt-show.html>

July 28-29 Quilts at the Creek, Black Creek Pioneer Village.

**Oct 19 - 20 ONCE UPON A QUILT
BHQG QUILT EXPO 2018, Best Western Plus, Brantford**

March 29 - 30 - 31, 2019: BHQG 29th Spring Retreat


Listing of Quilt Shows in Canada:
<http://www.canadianquilter.com/>



BHQG

BHQG PINS - \$5 only

Proudly wear a BHQG Guild pin.
Please see Membership to purchase one.



BOM with LAURANN

Please bring in your BOMs to the June meeting. Laurann will be awarding two DRAW prizes.

\$25 GOES TO SOMEONE WHO HAS ALL THE BLOCKS DONE.

\$50 GOES TO SOMEONE WHO HAD THE MADE A COMPLETED QUILT TOP.

LAURANN WILL BE TAKING REGISTRATIONS FOR THE 2018-2019 BOOCL OF THE MONTH.

⇒ **SPRING RETREAT: Chapter 29**

March 29, 30, 31 / 2019

Location to be determined.

⇒ **ONCE UPON A QUILT
BHQG QUILT EXPO 2018**

October 19 - 20, 2018

**Best Western Plus
Brantford**

'THINKING OF YOU' cards

If you know of a Guild member who is in need of a card for illness, sympathy or 'thinking of you', please let Rose Marie Robinson know.

rwoodley000@sympatico.ca
519-448-3842



BRANT HERITAGE QUILTERS GUILD publishes the *BRANT QUILTERS VOICE* ten times a year. Editor: Aline Chan

We welcome editorial contributions and submissions. You may email submissions to alinchan@rogers.com

Advertising Policy: Advertisement of a product or service does not indicate endorsement by the publisher. Publisher does not assume any responsibility by warranty or otherwise with respect to products or services advertised.

SIGNING OF THE MEMBERSHIP APPLICATION AND CHECKING THE APPROPRIATE BOX gives us permission to send you Guild-related notices / announcements. To unsubscribe, please email the editor with the words 'unsubscribe' on the subject line.

PROOF-READERS ARE THE EXECUTIVE: Sue Baldauf, Anne Maguire, Rose Marie Robinson, Roseline Dufour, Becky McAlister.



Each May, the BHQG identifies guild members who consistently make a positive contribution to the success of the guild. We ask members to nominate other members who they feel should be recognized.

This contribution could be through building confidence, fostering innovation, sharing knowledge, going beyond expectations, participating in and being supportive of the programs offered by the Guild, providing leadership and being active in other areas that make the Guild a better organization.

RECOGNITION AWARDS



This year, our awards go to: Joan Tressel (on left), Anne MacFarlane (middle) and Joy Archer (right) for their many hours of service to the advancement of the Guild. Congratulations!



Show & Share



BHQG WORKSHOP**SMOKEY HOLLOW**

Questions?

Contact Lorraine Lmgeraldi@gmail.com

Please sign up early so that we do not cancel these workshops due to insufficient registrations.

WORKSHOP

Date: June 16
 Place: Smokey Hollow Estates
 Time: 10 AM - 4 PM
 Price: \$20.00

NEW DATE

FULL

FREE MOTION QUILTING

Sue Clark will be teaching the art of Free Motion Quilting. This will be of interest to many of our new quilters and some of our seasoned quilters. This is a popular course and we have 16 registered so far.

Email lmgeraldi@gmail.com

Bring your lunch. Coffee and tea will be provided.

**OUTREACH CHARITY TOTALS 2018**

Check here every month to see the total progress BHQG Outreach Committee is making during 2018 by quilting gifts for various charities in our community.

Quilts	Taggy Blankets	Burp Towels	Pillowcases	Placemats	Bibs	Touch Quilts
31	20	13	11	61	2	41

If you would like more information on making items for OUTREACH, please speak to Rica Maguire or send her an e-mail:

1maguire1@rogers.com

**QUILTS OF VALOUR:**

Contact: Elizabeth Verticchio
elizabeth.verticchio@quiltsvalour.ca

TOUCH QUILTS

Touch Quilts are often referred to as Fidget Quilts.

Contact our coordinator
 Loren Forrest at
Lforrest52@hotmail.com



Loren would like to thank all those who are making Touch Quilts. You are doing a great job!

LIBRARY NEWS



Summer is here!

Why not visit your guild library and sign out a book for the summer! That's right! The books that you sign out are yours for the summer. What a great opportunity to make something for our quilt show in October.

New to quilting? Look at our modern section with lots of modern basic ideas! Team it with a book on 'Quilting with your Walking Foot'!

The newest addition to our library is 'Applique for Modern Beginners'. In it, you will find lots of ideas for appliqué, not to mention my favourite, raw edge appliqué.

Have a wonderful summer & see you in September!

Your Library team,

Kim Callaghan kim_quilts@outlook.com

MAY SHOW & TELL

Bonnie MacDonald - Turtle Pond Filmstrip, Scarf from Retreat

Roseline DuFour - Mish-Mash of Fabric

Carla Rutherford - Bag and 2 Flimsies

Judy Taylor - Flimsy

Quentin Yetman - Bikini Quilt

Linda Bodkin - 2 Scrap Quilts

Dianne Dixon - Wall Hanging

Trudy Baumgart - Autumn Leaves, Chevron Bargo

Becky McAlister - Paper-Pieced Bud from Retreat

Sue Baldauf - Hearts - Hall of Fame



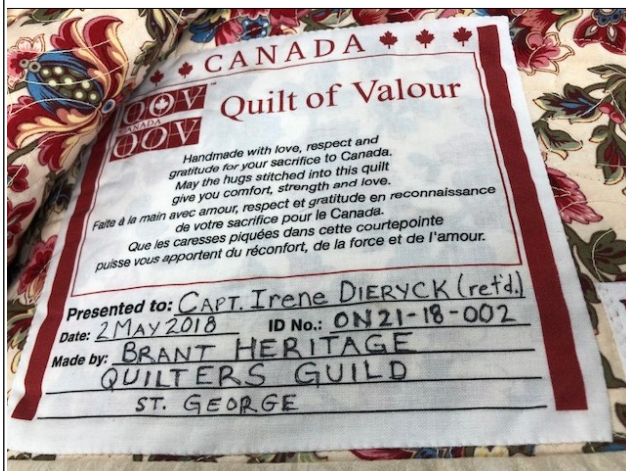
OUTREACH TOUCH QUILTS SHOW & SHARE





QUILTS OF VALOUR PRESENTATION

Pictures taken by the recipient's sister, Karin Martindale



Quilts of Valour – Canada Society

Supporting our injured Canadian Armed Forces members, past and present, with quilts of comfort

On Wednesday May 2nd, a Quilt of Valour was presented to a Veteran at the St. George Legion, Branch 605. Friends and family gathered to thank Retired Capt. Irene Dieryck for her service in the Canadian Armed Forces. The Dieryck family have 5 children who were raised in the St. George area.

At the age of 41, Irene Dieryck, a practising clinical social worker, signed up for the Canadian Armed Forces and completed the officer training program.

She served with the Medical Services Branch, 2 Field Ambulance, and obtained the rank of Captain. Irene was deployed to Afghanistan where she counselled soldiers at Forward Operational Bases and, as well, worked at the Jerrod Denis Combat Hospital with soldiers and civilians of all nationalities. At the hospital, she worked with an amazing team of nurses and doctors of a mental health team and she reported that this was to be some of the most rewarding time of her deployment. Irene notes, "We even had our very own 'Clinger' who kept us laughing even when we felt like crying."

Irene was also deployed to Cyprus where she conducted reintegration briefings and trauma therapy to assist soldiers returning to Canada.

She wished to accept the quilt on behalf of Capt. David Houston and retired Capt. Melanie Matthew who she considered the best mental health nurses to work with.

The quilt was generously made and donated by the Brant Heritage Quilters Guild, which meets at the St George United Church. Outreach projects are a large part of their dedicated members' time and resources.

With thanks from our Guild member, Elizabeth Verticchio, QOV representative.

At the April meeting, Ann Dieryck, Irene's mother, delivered several beautiful Angel Gowns and assorted baby garments to our Guild's outreach committee, when she heard of the Guild's efforts within our community. Many thanks, Ann!

BRANT HERITAGE QUILTERS GUILD

Membership Application

2018-2019

Membership fee \$35 – Cheque made payable to Brant Heritage Quilters Guild (BHQG)

Renewal

New

Birth Month _____

Is this information new? Yes / No

Name _____

Address _____ City _____

Postal Code _____ Phone (____) _____

Email _____


Signature _____ Date _____

The BHQG abides by the Canadian Privacy Act. Information should only be used within the Guild and is not to be used for any other type of solicitation. PLEASE NOTE THAT BY SIGNING THIS FORM, YOU WILL BE GIVING PERMISSION FOR US TO SEND YOU GUILD RELATED EMAILS.

Quilt Junction, guest speaker



Wendy Sutherland and her son, Logan Horoky, guest speakers





ONCE UPON A QUILT - QUILT EXPO 2018

When is Quilt Expo 2018? It will be held **October 19-20 2018**

Where will it be held? **Best Western Plus**, 10 Holiday Drive, Brantford.

TOMBOLA- Please bring items that you wish to donate at the **BHQG** June meeting so that Tombola Chair-Person Rocky can begin itemizing them over the summer, for **Quilt Expo 2018**. Should you need extra time to finish them, feel free to speak with Rocky. We all know that life has a tendency of interfering with our busy schedule.

QUILT ON A STICK and/or a **QUILTERS' WALK OF FAME** - Many of our members have signed up to create a *Quilt on a Stick* and/or a *Quilters' Walk of Fame* film strip. These items can be brought to the June or September **BHQG** meeting and dropped off at the **Once Upon A Quilt** table.

QUILTQUE FORMS - Have you filled out your forms (you can find it on the **Quilt Expo table**) for **Quiltique** items? Rica will be giving out the numbered tags at the June & September meeting. You will be responsible for bringing the items on October 18 – set up date for our quilt expo. *More details about this date in September.*

THANK YOU to all of our members who picked up the publicity packages to hand out to the various businesses and organizations. Should you need more, please see Becky, Sarah and Rose Marie at the **Once Upon A Quilt** table at our **BHQG** June meeting. Your help is greatly appreciated. Remember to bring the publicity to a restaurant that you regularly go to, your hairdresser, your library, your bookstore, your grocery store, your favorite clothing store, etc. Thank you once again for your help.

QUILT REGISTRATION FORMS will be made available at our June **BHQG** meeting. Only one item can be registered per form. Please place the completed forms in the box found on our display table. Aline would appreciate the completed forms as soon as possible. You can also send her your forms online. The form is posted on the guild's website.

Advanced tickets will be sold at our June and September **BHQG** meetings. They are \$7 for adults. Children under 12 are free.

SPECIAL: ONCE UPON A QUILT NEWSLETTER to be sent out at the end of August. Stay tuned!

HOW TO MAKE THE FILM STRIP HALLWAY FEATURE



Step 1. Your blocks should measure between 9 and 11 inches. Between your blocks, sew strips of 1½ inch strips. Also sew a black strip to the top and to the bottom.

Step 2. To make the side strips: Cut **BLACK** strips 1½ inch x the width of your fabric. The length of your first strip should be the length of your quilt blocks with the sewn strips (step 1). Make 4.

Step 3. Cut 1½ inch strips in black and 1½ inch in white. Cut approximately 3 of each colour.

Step 4. Sew the strips together using a ¼" seam. Alternate sewing your strips together by sewing white-black-white-black-white-black.


Step 5. Press your seams toward the dark fabric.

Step 6. Cut strips 1½ inch across the strip set stratas.

Step 7. Sew these strips together to match the length of the black strips (step 2). Make 2.

Step 8. Sew the black strips to the left and right sides of the black & white strips. Make 2.

Step 9. Sew these strips to both sides of your blocks (step 1)

ONCE UPON A QUILT- quilt expo 2018**Hallway Feature Project***Why do you take pictures?*

You are invited to submit your 'pictures' of who you are as a quilter. The blocks can represent what you like, what your dreams are, your passion, etc. Example: if you are enamored with stars, your blocks can be about stars; if you want to show that you love the colour purple, make blocks so that purple is the centre fabric; if you love making row-by-row quilts, then use a row-by-row to build your film strip; you can base your film strip on your love for animals, nursery rhymes, hope, faith, healing, poetry, etc.

At the completion of this project, the film strips will be suspended in a maze from the ceiling to the floor and held there by small sand bags decorated with a camera therefore creating a 'red carpet' that the visitors can wander through at our Once Upon a Quilt- Quilt Expo 2018.

Details:

- √ Theme is: QUILTERS' WALK OF FAME
- √ Must be no higher than 8 feet and no shorter than 5 feet
- √ Must be no wider than 15 - 17 inches
- √ Can be one block or several blocks
- √ Project can be made by an individual or several people
- √ Must have a backing
- √ You may wish to baste the blocks or backing together, particularly if you wish to reuse them after the quilt expo
- √ You may use a batting or other filler if you wish
- √ Embellishments can be used
- √ A sleeve measuring the width of the top block must be sewn at the top of your 'film strip'
- √ A separate sheet will detail how to make the sides of the film strips.

Rules:

1. One person or a group of 2-4 individuals can participate in the creation of this strip.
2. The quilter may want to use different techniques or only one. The backside of the strips may be used to enhance the quilting stitches, more blocks may be added to that side or nothing else is added.
3. The sign-up deadline is: March 2018 (you can still sign up!)
4. Please use the forms to sign-up: (see below)
5. Prizes will be awarded.

QUILTERS' WALK OF FAME Project

Hallway Feature

ENTRY FORM**NAME OF INDIVIDUAL(S) PARTICIPATING:**

- 1: _____
 2: _____
 3: _____
 4: _____

Theme of the Film strip :

Entry form submitted by:

BHQG QUILT EXPO 2018 - ONCE UPON A QUILT PRESIDENT'S CHALLENGE

FANTASY QUILT GARDEN QUILT ON A STICK*

For the display at the QuiltExpo2018, these small quilts-on-sticks will be held upright in a supporting base. Clustered together or in rows, they will look like a Garden. A FANTASY QUILT GARDEN.

Where do I get ideas for my Fantasy Quilt?


Our Quilt Expo theme is ONCE UPON A QUILT. This made me think of fairy tales, nursery rhymes and dreams. My sample Quilt on a Stick with a Polar Bear looking into the winter sky is Wishing on a Star.

Instructions Can be found in this newsletter. If you have questions, please contact Sue Baldauf at suebaldauf@hotmail.com.



Sign up Sheet will be available at the guild meeting, starting in February. You can pick up your paint stick then. Paint sticks have been donated by Home Hardware.

Deadline for finished projects will be June 2018. Let's get working on these little projects now so they will be ready for the QUILT EXPO 2018 in October. There are still other quilted things to make for the Quilt Display, Tombola, and Quiltique.



BHQG QUILT EXPO 2018 - ONCE UPON A QUILT

PRESIDENT'S CHALLENGE

FANTASY QUILT GARDEN QUILT ON A STICK*

For the display at the Quilt Expo2018, these small quilts-on-sticks will be held upright in a supporting base.

Clustered together or in rows, they will look like a Garden, A FANTASY QUILT GARDEN.

Where do I get ideas for my Fantasy Quilt?

Our Quilt Expo theme is ONCE UPON A QUILT. This made me think of fairy tales, nursery rhymes and dreams. My sample Quilt on a Stick with a Polar Bear looking into the winter sky is Wishing on a Star. Roseline's sample was inspired by the words of a song and so she has birds and flowers.

What size is my Quilt on a Stick?

The finished size of each small quilt must be 8 1/2in. wide x 11in. high, including binding.

Constructing my Quilt-on-a-Stick?

Your small quilt should have a batting layer to give it stability. You may find a craft quality batting would work nicely.

Complete all your quilting stitches and bind the outside edges of your small quilt in the same way as you would for a mug rug or placemat.

(You may want to finish edges using the "pillow technique" instead of binding).

How do I finish my Quilt on a Stick?

After your quilting is complete, add a sleeve that is 1 1/2in. wide and 6 in. long on the back of your small quilt, centered vertically. This sleeve is closed at the top and open on the bottom. Position the sleeve so the opening is at the bottom edge of your small quilt. It will be hand stitched on the top and on both sides.

All quilts need a sleeve on the back into which a paint stick can be inserted.

Where do I get a paint stick?

You will be provided with a paint stick at the guild meeting.

**Quilt on a Stick* was developed in 2012 by the folks at the Minnesota State Fair's Creative Activities.

For recent samples:

<https://www.twincities.com/2017/08/26/theyre-quilts-on-a-stick-minnesota-state-fair-style/>

SHOW & TELL



HOW TO MAKE A HANGING SLEEVE FOR YOUR QUILT

WHY IS THIS NECESSARY?

The larger quilts will be suspended on quilt racks made of 2 inch wide rods. The rods slide through a fabric tube or "sleeve" at the top back of the quilts. This allows the quilts to hang evenly without stretching.

IS IT PERMANENT OR TEMPORARY?

The sleeve can be sewn on after the quilt is finished and it can be removed later. If you wish to have a permanent hanging sleeve, it can be added at the same time as the binding.



WHAT FABRIC SHOULD YOU USE?

This sleeve can be any fabric. If you plan to have a permanent hanging sleeve, you may wish to match the backing fabric.

INSTRUCTIONS

1. Measure the width of your quilt including the binding.
2. Cut (or piece together) fabric to measure 10in. wide X width of your quilt plus 1in.
3. Fold in the short ends 1/2in. and press. Fold in again 1/2", press and sew. This eliminates the raw edge.
4. Fold the fabric strip in half wrong sides together, press and sew 1/2in. seam along the long edge.
5. Press the seam open, centre it and press.

6. Fold one of the long edges of the sleeve up 1" and press it down.

See photo . This allows for a little slack so the quilt will hang better on a rod or slat. Without this slack on the back, you may have a bulge on the front of the quilt where the hanging rod goes through. You can see this slack more clearly on the side view photo below.

7. Use a whipstitch to sew the top edge of the tube to the quilt backing. Stitch into the quilt batting occasionally to help strengthen the seam but do not allow the stitches to show on the front of the quilt.

Whipstitch the lower edge of the sleeve to the quilt. Remove pins. The sleeve will bulge out a bit to allow space for a hanging rod.


Whipstitch the (short) back sides of the sleeve to the quilt. Leave the front sides unsewn to allow for rod insertion.

8. Your hanging sleeve will be the perfect 4 1/2 in. size for the BHQG quilt racks.



S. Baldauf 2018

ref. S. B. Knapp



Brant Heritage Quilters Guild Presents**Quilt Expo 2018 – Once Upon a Quilt****October 19 & 20, 2018****Best Western Plus, 19 Holiday Inn Drive, Brantford****INTENT TO SHOW FORM RULES:**

1. Only members in good standing can register items for this quilt show, unless it is a special display approved by the show committee. Only items never previously displayed at a BHQG Quilt Show can be registered.
2. Registration forms will be available for pickup starting April 12, 2018. Deadline for registration is **September 13, 2018**. Early registration is advised so that Quilt Expo labels can be made. Forms may be:
 - a. Handed to Aline Chan at BHQG General Meetings (at the membership desk)
 - b. Emailed to alinchan@rogers.com
 - b. Mailed to Aline:
Aline Chan
87 East Tree Drive, Breslau ON N0B 1M0
3. Only one item is to be registered on each registration form. Articles will not be accepted at the Quilt Expo without pre-registration.
4. You are advised to check with your insurance company regarding insurance coverage on your items to be displayed, if you are concerned about theft or damage. BHQG is not responsible for theft or damage to your registered displayed items. There will be daily security on the premises from closing of the show till opening the next day.
5. If a registered item is for sale, please indicate price on the registration form. **SALES** will be handled by Quiltique. The BHQG receives 10% of the sale price. **NO QUILTS SHALL BE REMOVED UNTIL THE SHOW IS OVER AT 4 PM ON OCTOBER 20, 2018.**
6. All items must have an attached label with your name on it for identification purposes.
7. All quilts, except miniatures of 12" and below in width, shall require a **hanging sleeve** which must have a 4" opening. Please ensure your sleeve is wide enough. Quilts without a hanging sleeve will not be hung.
8. Your item(s) must be delivered to BEST WESTERN PLUS on registration day, Thursday October 18, 2018, at a time to be determined at a later date. You will be given a receipt for your item(s). **PLEASE DON'T LOSE THIS RECEIPT - YOU WILL NOT BE ABLE TO PICK UP YOUR ITEMS WITHOUT IT.**
9. Please take your quilt containers / bags home. We cannot store them.
10. Your item(s) must be picked up on October 20, 2018, between **4:30 PM and 5:50 PM**. The **RECEIPT** for each item **MUST BE PRESENTED** for pick up. There will be a \$5 fine per day, per item, for items not picked up at this time.

Any questions or concerns, contact the Quilt Expo Chair roselineduf@hotmail.com
The Quilt Expo Committee thank you for your cooperation. See you at the Show!

**Brant Heritage Quilters Guild
Registration Form**

ONCE UPON A QUILT

October 19 & 20, 2018

Best Western Plus, 19 Holiday Inn Drive, Brantford

In box above, please mark with #1 if this is your first choice for hanging.

ONLY ONE ITEM PER FORM

Registration opens on April 12, 2018

Deadline for submission of registration is September 13, 2018. Please send in your form early even if you have not finished your item(s).

Registered by: _____ Email _____

Address: _____ City _____ Phone # _____

Pieced by (if different from registrant): _____

If Group Quilt, name of group: _____

Machine Quilted by: _____ Hand Quilted by _____

Pattern Source: _____

Quilt Name: _____

ARTICLE (include your measurements)

DIMENSIONS (please use inches)

Bed size quilt (must be at least 60" W x 80" L) W _____ x L _____

Lap Quilts (Must be at least 50" W x 65" L) W _____ x L _____

Crib Sized Quilts (must be at least 36" W x 45" L) W _____ x L _____

Wall Hanging (smaller than crib and lap sized) W _____ x L _____

Miniature (smaller than 12" x 12") W _____ x L _____

Quilt on a Stick W _____ x L _____

Quilters Walk of Fame W _____ x L _____

Fashion item - circle one or indicate: dress / vest / hat / scarf / jacket / other _____

Other item not listed above, please indicate and give dimensions: _____

This item for sale - Yes () No () Price \$ _____ (Please see Quiltique. 10% of sale price goes to the Guild)

First quilted item/bed size quilt: Yes () No ()

Story: Tell us in 50 words or less what inspired the quilt: (please use back of page if you need more room)

EMAIL: alinchan@rogers.com with your registration **OR MAIL:** Aline Chan, 87 East Tree Drive, Breslau ON N0B 1M0
Or in person at the BHQG meetings.

- Please keep a copy for your records.
- One article / item per form.
- At the October 2018 meeting (before Quilt Expo) you will be given paper labels for your items which you will pin with two **safety pins** on the quilt top, at the right bottom corner of your quilt or item. You are responsible for being at the meeting as the labels are a record of your entries.

www.CherishedPieces.com

519.842.2658



Tuesday-Friday from 10-4 | Wednesday until 5 | Saturday from 9-3

Monthly Specials • Weekly Features • Classes • Upscale Retreats



THE QUILT PLACE

HEATHER STOCK
519-625-8435
heather@thequiltplace.ca
www.thequiltplace.ca

*Fabric, Quilting Supplies,
Ready & Custom Made Quilts*

3991 Perth Rd. 107, Box 223, Shakespeare, ON N0B 2P0



Heirloom Treasures

Creative Sewing Studio



*Fine fabrics, patterns, books & designs
Innovative notions & sewing supplies
Quilting, machine embroidery & heirloom classes*

132 Governors Rd E.
Paris, ON N3L 3E1
(next to Brant Valley Golf Course)

519-774-5164
heirloomtreasures01@gmail.com
www.heirloomtreasures.ca

HS Hamilton Sewing

Longarm Quilting, Embroidery, Sergers and Sewing Machines

Hamilton Sewing has been serving the Hamilton & surrounding areas for over 25 years. We are pleased to feature the superior quality and technological advancement of the Sewing, Quilting, Embroidery Machines & Sergers.

Authorized Dealer for

**Baby Lock, Husqvarna, Handi Quilter
Singer & Juki**

Special Machine & Accessory Packages Available
Visit Us Anytime for Your Personal Demonstration



We also offer a wide variety of:
Fabrics – 100% Cottons, Batiks, Flannels & Knits
Specialty Sewing Accessories, Notions & Supplies
Sewing Cabinets & Cutting Tables
Inspiring Quilting, Embroidery & Sewing Classes
Sewing Machine Service & Repairs

Join our e-mail newsletter for weekly specials
Guild Members Save 25 % Off Fabric Everyday

1564 Main St W, Hamilton, ON
Phone: 905 527 6794

Email: michele@hamiltonsewing.com

Website: www.hamiltonsewing.com
or www.hamiltonquilting.com

FABRIC Please!

Your **CANADIAN** online fabric store!

FabricPlease.com

Worldwide Flat Rate Shipping
\$8-CAN / \$15-US
\$35-INT

Village Square Quilt Shop
Fabric, Classes, BOM, Mystery Quilt

Unit 50 - 422 Pearl Street
Burlington, ON L7R 2N1
www.villagesquarequilts.com
905.681.2256 vsqs@outlook.com

The Sewing Machine Spa
Wendy Sutherland
Certified Sewing Machine Technician

194 Banbury Road
Brantford, Ontario
(519) 304-4292
sewingmachinespa@icloud.com

Make an appointment for your tune up and bring the joy back to your sewing.

Country Patchworks Fabrics and Quilts

DEBBRA EDDY
Owner

515533 11th line
R.R. 3, Woodstock, ON N4S 7V7

519-537-8753
debbraeddy@hotmail.com
www.countrypatchworks.ca

PLEASE SUPPORT OUR ADVERTISERS