

BHQ

BRANT QUILTERS VOICE

March 10, 2016



MARCH MEETING

In March, we are excited to welcome our guest speaker Noshi Gulati from Binbrook with her Trunk Show "The Airport Security Stole My Scissors".

She promises to take us on a journey of her design process of quilt projects over the years. This chronological journey will show the development in her skills. There will be the flair of her cultural heritage shown in her work.

Sue Baldauf

Program Chair



DOORS OPEN AT 6 PM
Meeting starts at 7:00 PM St. George United Church
 9 Beverly Street East • St. George ON

- ✓ Name Tags
- ✓ Pop / beer / cat food tabs
- ✓ Library Books
- ✓ BOM—SWEET DREAMS
- ✓ Cuddle Quilts / Touch Quilts — Take a kit home
- ✓ 50 / 50 Draw: \$1 a ticket, 3 for \$2
- ✓ **STRIPPERS Club - 9 modern browns**
- ✓ Find the thimble
- ✓ *Outreach Meeting, first Tuesday of the month*
- ✓ Demos at 7 PM
- ✓ Show & Tell
- ✓ Paper Bag Princess
- ✓ Library opens at 6:15 PM
- ✓ Placemats for Canada's 150th birthday in 2017

CHECKLIST

DID YOU KNOW ...

- ⇒ Our next executive meeting will be on March 17 at the Blue Dog Café at 6:30 PM. Everyone is welcome.
- ⇒ Our annual spring retreat now has 36 participants. The theme is Mardi Gras. There are still double rooms if you wish to attend.
- ⇒ March 8 is **INTERNATIONAL WOMEN'S DAY** - the theme is **PLEDGE FOR PARITY**. Everyone - men and women - can pledge to take a concrete step to help achieve gender parity more quickly - whether to help women and girls achieve their ambitions, call for gender-balanced leadership, respect and value difference, develop more inclusive and flexible cultures or root out workplace bias. Each of us can be a leader within our own spheres of influence and commit to take pragmatic action to accelerate gender parity.
- ⇒ March 17 is St Patrick's Day. It is a public holiday on the nearest Monday if you live in Newfoundland & Labrador.
- ⇒ We have 23 people signed up for the bus trip to Quilt Canada in Toronto.
- ⇒ March is Nutrition month.
- ⇒ March 19 is **WORLDWIDE QUILTING DAY...** guilds across the world gather to make items for outreach on any day in March but particularly on this day.

spread the word!



MARCH DEMO

WHAT SIZE AND SHAPE MAKES THE PERFECT PLACEMAT?



At the beginning of the March guild meeting, there will be a demo for everyone to enjoy on the topic of SHAPES AND SIZES of the PERFECT PLACEMAT. Come prepared to share your ideas on the subject. This month is Easter. Does that give you any ideas?

HAPPY MARCH BIRTHDAYS

Beryl Arnold * Kaaren Biggs
 Susan Butler * Leela Chan * Honey Fish
 Janet Perrodou * Georgie Szabo * Sarah Yetman



THE HIDDEN THIMBLE

Find the hidden thimble in the newsletter. Email Aline or leave a note at the Membership Table, telling where it is located and you will be entered into a draw to win a prize. You have to be present at the meeting to be eligible for the prize draw.

FEBRUARY WINNERS!

- **FIND THE THIMBLE:** Wilma Schuit
- **50 / 50 DRAW:** Wilma Schuit
- **DOOR PRIZES:** Anne MacFarlane / Bonnie MacDonald
- **NAME TAG WINNER:** Unknown (winner of the blue gizmos)



NEWSLETTER DEADLINE

Deadline: 3rd Friday of each month

NEXT DEADLINE: MARCH 18, 2016

BHQ EXECUTIVE MEETING


Thursday, March 17, 6:30 PM

Blue Dog Café, 199 Brant Avenue, Brantford

CUDDLE QUILT / OUTREACH MEETING

First Tuesday of each month

Feb 2: 10:00 AM at Rica's home





PRESIDENT'S CORNER

*I'm looking over a four-leaf clover
That I overlooked before.
One leaf is sunshine, the second is rain,
Third is the roses that grow in the lane.
No need explaining the one remaining
Is somebody I adore.
I'm looking over a four-leaf clover
That I overlooked before.*

Happy Easter to everyone. Is spring just around the corner?

At the February meeting, we enjoyed the trunk show by Kelly DuMaresq and look forward to the possibility of having Kelly run a workshop for us.

This month sounds equally exciting as we welcome Noshi Gulati as our guest speaker.

These last few months are action packed with trunk shows inspiring us with new ideas and demos that instruct us with new techniques. As we continue to experiment with different room configurations, we hope to improve our program presentations with better viewing and better sound.

As we strive to better serve our members, we will try something new called AFTERNOON SEWCIAL. On the day of our guild meetings, we invite you to come out early in the day to sew and socialize at the church hall. Come and join us on March 10. It should be lots of fun.

Sue Baldauf, President

BHQ IS HAVING AFTERNOON SEWCIALS!

WHAT IS THAT? An afternoon get-together to sew & socialize.

WHERE IS IT? At our usual meeting place in the church hall of St George United Church.

WHEN IS THAT? On the day of the guild meetings the first one is on Thursday March 10 - the doors open for you at 11am.

WHAT DO I BRING? Your sewing machine and an electrical extension cord. Bring your own UFO or if you wish to sew for Outreach, there will be kits prepared and ready for you.

WHO IS INVITED? All members of our guild BHQG are welcome. Members of the church congregation are also invited to join us. (Our insurance restricts invitation to members only.)

WHAT IS THE COST? Nothing.

Bring your bagged lunch or plan to go out for lunch and/or dinner at the fun restaurants and eating establishments in St George. (The church hall kitchen facilities are not available for our use as Meals on Wheels preparations will be going on.)

See you there.

Facilitators: *Aline and Sue G.*



OFFICERS 2015-2016

President	Sue Baldauf
Past President / Nominations	Roseline Dufour
Vice President	Becky McAlister
Recording Secretary	Stephanie Nemeth
Treasurer	Anne Maguire
Membership / Greeters Social Correspondence Welcome	Aline Chan / Sue Green Joan Tressel / Alice Farrenden Rose Marie Robinson
Program Committee Chair	<i>Vacant</i>
Workshop Chair	Mary Connan / Lorraine Gerdali
Newsletter	Aline Chan
Library Kim Callaghan, Chair	Susan Archer / Cathy Eagles
QUILT SHOW 2018	Roseline Dufour

COMMITTEES

Retreats / Bus Trips	Joanne Beard
Quilt Racks	Sue Baldauf
Outreach: Cuddle Quilts	Rica Maguire / Stephanie Nemeth
Historian	Roseline Dufour
Photography	Pam Turner
Quilt Documentation / Archives	Carol Hunter-Ward
Socials / Potlucks	Mary Connan
Pop Tabs	Bonnie MacDonald
50/50 Draws	Anne MacFarlane / Gay Spong
Block of the Month	Joanne Beard / Sue Baldauf
Special Projects—Regular	Kay Boyd
Special Projects—Advanced	Dianne Thomas, Bonnie Kelley
Publicity / CQA contact	Sarah Yetman
Scholarship	Sue Baldauf
SEWCials	Aline Chan / Sue Green
Webmaster	Aline Chan

Replacement Guild Lanyards \$6

NANCY ZIEMAN shows how to make the **STITCH 'N TURN** technique of making quick quilted placemats.

- Cut 2 fabric layers and 1 batting layer 20" x 14".
- Use chalk to mark bias lines on placemat.
- Pin layers together.
- Stitch along one marked bias line. Turn the placemat 1/4 turn, stitch along next marked bias line. Repeat until all marked lines are sewn.
- Trim placemat to desired size.
- Use your favourite binding technique to apply binding around edges....watch the video for more details and a demonstration

Nancy Zieman's link: <http://www.nancysnotions.com/category/video+demos/quick+quilted+placemats.do>

OF INTEREST TO QUILT LOVERS

March 3 - July 3 The Myth & Majesty of Scotland, McDougall Cottage, Cambridge ON. <http://mcdougallcottage.com/>

APRIL 1-3 BHQG RETREAT, FIVE OAKS, PARIS
SEE ITEM IN THIS NEWSLETTER.

APRIL 11, Jacquie Gering. Twilight Guild, Simcoe
April 16 & 17 Sunshine Quilt Show, Trillium Manor,
12 Grace Ave., Orillia 705 259-0854 Marilyn.lippert@rogers.com

April 21 - 23 Piecemakers Quilt Show

Huron-Perth /Stonetowne Quilters' Guild—The Pyramid Centre, St. Mary's, Ontario
www.huronperthquiltersguild.com



April 29 - May 1 Quilted Expressions, Oakville
Quilters Guild, 2245 Speers Rd. Oakville \$8. <http://www.oakvillequiltersguild.ca/>

April 22 - 23 Creativ Festival, Mississauga <http://www.csnf.com/>

May 13 & 14 Elliot Lake Quilts North, 705-461-3045
Gentle Shepherd Ch, 3 Ottawa Av jmenzies@personainternet.com

May 23 - 28 Quilts of Latvia/ Fibre Arts Exhibition
Ailsa Craig Community Quilt Festival, Admission: \$12.00; Week Long Pass: \$25.00 Ailsa Craig Recreation Centre, 155 Annie Ada Shipley Street, Ailsa Craig, ailsacraigquiltfestival.ca

May 27, 28 Dunnville's Own Tiny Stitchers, Dunnville Arena, 10 AM—5 PM., \$7, Men free www.dotsquiltshow@gmail.com

June 15 - 18 Quilt Canada 2016, Toronto, International Centre
<http://www.canadianquilter.com/events/quilt-canada-2016.php>

JUNE 16 - BHQG TRIP TO CQA'S QUILT CANADA 2016.
SEE ABOVE LINK FOR INFO.

Aug 18—Sept 16 La Triennale Internationale des Arts Textiles en Outaouais, the world of contemporary textiles.

THE PAPER BAG PRINCESS

At our January meeting, we offered an *Ugly Fabric Challenge*. All our packages have been distributed!

We hope participants in this challenge are working on their submissions. Please remember that you can add only 2 more fabrics to the 4 that were supplied, but you can add as many embellishments as you wish....buttons, yarns, beads, embroidery or whatever.

We are looking forward to seeing your work at the May guild meeting.

Bonnie Kelley & Dianne Thomas

BHQG

BHQG PINS - \$5 only

Proudly wear a BHQG Guild pin. Please see Membership to purchase one.

REACHING OUT TO GUILD MEMBERS

Do you know a Guild Member who is sick or has lost a loved one? The Guild sends out "Get Well/ Sympathy" cards to members. Please send a note to Aline. We rely on your information to reach out to our quilting friends.

VACANCY—PROGRAM CHAIR

Please contact Sue Baldauf if you are willing to take on this role.




SPRING RETREAT 2016 QUILT FLING Chapter 26 April 1-3, 2016

I will be away until March 17. This means that the next time I see 36 of our members will be at the Mardi Gras Quilt Retreat.

Bonnie MacDonald will take any additional moneys and write receipts.

If you decide that you NEED to attend the retreat, it is not too late. You can email me or call when I return and I can fit you in. There are still spots available.

Joanne Beard, Chair, Retreat Committee



WELCOME NEW MEMBERS

Sharon Oldfield sharon@fodoweb.ca

Pat Mitchell mamapat@hotmail.ca

Laurann Guichrist mysewingnook@rogers.com

WELCOME TO TONIGHT'S GUESTS!



BRANT HERITAGE QUILTERS GUILD publishes the *BRANT QUILTERS VOICE* ten times a year. Editor: Aline Chan

We welcome editorial contributions and submissions. You may email submissions to alinchan@rogers.com

Advertising Policy: Advertisement of a product or service does not indicate endorsement by the publisher. Publisher does not assume any responsibility by warranty or otherwise with respect to products or services advertised.

SIGNING OF THE MEMBERSHIP APPLICATION AND CHECKING THE APPROPRIATE BOX gives us permission to send you Guild-related notices / announcements. To unsubscribe, please email the editor with the words 'unsubscribe' on the subject line.

BHQG WORKSHOPS AT SMOKEY HOLLOW

SMOKEY HOLLOW ESTATES, 114 POWERLINE ROAD, BRANTFORD - EAST OF GRETZKY PKY



WORKSHOPS

FRIENDSHIP CHAIN with Joan Doherty
has been postponed.

LIBERATED QUILTING with Lorna Penne
March 26 at Etonia United Church Hall (Princeton)
101 Hwy 2, Etonia, ON N0J 1V0
10 AM—4 PM, \$20

Tea & coffee provided. Bring your lunch.

Please contact Mary Connan or Lorraine Geraldi for sign up and supply list.

Your Workshop Committee, **Mary Connan** connan@sympatico.ca
Lorraine Geraldi Lmgeraldi@gmail.com

OUTREACH CHARITY TOTALS 2016

Check here every month to see the total progress BHQG Outreach Committee is making during 2016
by quilting gifts for various charities in our community.

Quilts	Taggy Blankets	Burp Towels	Pillowcases	Placemats	Angel Wraps	Iroquois Lodge, Ohsweken Touch Quilts
26		5	1	31		

If you want to participate by making these quilted gifts or/and would like more information please speak to Rica or send her an e-mail 1maguire1@rogers.com. For Touch Quilts, contact Judy at sewfashionable@sympatico.ca.

These are some of the February contributions.



BLOCK OF THE MONTH

BOM FOR THE NEW YEAR - JANUARY TO MAY 2016

This Block of the Month project will be for the second part of our 2015-16, lasting for 5 months from January to May 2016. Particularly for the beginner quilters, the block patterns will be to introduce basic techniques. The photo instructions will be included in the newsletter.

In March, your photo instructions included in this newsletter show how to use a SNOWBALL block technique to make a Bunny Face. The instructions use the typical Easter colours of purple and yellow. In the Canadian theme, the Easter bunny wears a Bowtie made with Canadiana fabric. The pattern outlines how the block may be used to make a placemat but this is optional.

This block technique SNOWBALL does not need to be made into a placemat. If you prefer to collect these BOM blocks each month for your own personal quilt sampler, that is your choice. You may be able to incorporate this Snowball technique in your historical CANADIANA placemat if you wish. *Sue Baldauf and BOM Committee*



CELEBRATE CANADA'S 150th ANNIVERSARY WITH 150 PLACEMATS

The project's goal is to have a collection of at least 150 CANADIANA placemats for Outreach to distribute in 2017. Before that happens, this collection of Canadiana placemats will be on display at the Bell Homestead in June 2017 as part of the historical celebrations.

Our collection of placemats should reflect something CANADIAN and be a SPECIFIC Year of Canada's history. At the guild meetings, Becky McAlister has been assigning years to members and has shared information about Canada's history year by year. Each month, she will add more historical tidbits in the CANADIAN HISTORICAL QUILT TRIVIA section of this newsletter.

Each month, we will collect any completed CANADIANA placemats.

Each placemat should have the label prepared by Becky. When you bring in a placemat, your name will be added to that month's draw for a prize.



CANADIAN HISTORICAL QUILT TRIVIA

.....with Becky

- ⇒ In 1884, the Rideau Rebels, one of Canada's first hockey teams was formed, two of the governor generals' sons played for the team – their father Lord Stanley, who later donated the Stanley Cup
- ⇒ The Confederation Bridge which links PEI to New Brunswick opened on May 31, 1997
- ⇒ In 1889, George Grant Mackay built the original Capilano Suspension Bridge
- ⇒ The Canadian musical "Billy Bishop Goes To War" premiered in Vancouver on November 3, 1978.
- ⇒ May 24, 1930 Group of Seven painter Robert Bateman was born. Not only was he a painter, he was a naturalist as such, one could depict 1930 by using flying geese or bear paw quilt patterns

If you are really stumped on the year you have chosen, please let Becky know and she can help you with some research into that year for you, please email her at:

rde2goquilting@gmail.com

For the Canada 2017 placemats, we are asking participants to give us their information about the placemat they have created and we will take that information and make labels for them.

There seems to be a little bit of confusion between the placemats for the block of the month and the Celebrating Canada 150 placemats. The **block of the month** placemats are being used to give us ideas and teach us techniques that we can use to create 150 placemats that we will be taking to the Bell Homestead.

Your Name	
The year being recognised	
Your inspiration for the placemat	
Date and place when it was completed	

LIBRARY NEWS

Your library has **2 NEW MAGAZINES** this month:

The March/April edition of *Quilting Quickly* & the spring 2016 issue of *Easy Quilts*.

Remember that the library auction is in June so you still have time to collect those library bucks so you can bid on some awesome quilting items.

If you wish to reserve either of these magazines drop me an email.

LIBRARY BUCKS: You get \$1 for coming into the library, \$10 for doing a book review and emailing it to Aline & \$20 if you bring in a completed project from the book you borrowed. The auction takes place in **JUNE. REMINDER** : Please return your library books on time so others can enjoy borrowing them. **AMNESTY:** Starting in January, for books outstanding / borrowed up till December 2015, you will get bonus library bucks for returning them — \$5 Bonus Buck per item.

Your Library Team, *Kim, Susan & Cathy* krcallaghan@outlook.com



BOOK REVIEW BY Gay Spong

SUPER-CUTE PINCUSHIONS: 35 CREATIVE PINCUSHIONS ALL STITCHERS WILL LOVE, by Kate Haxell

It has a wide variety of pincushions ranging from pincushion pets, quirky but cute, retro style, perfectly practical and good enough to eat. The book also includes techniques, templates and suppliers to help make wonderful pincushions for gifts or for yourself. I really liked the pear pincushion and would like to make several for gifts.



QUILTER'S WORLD MAGAZINE - the theme was Quilting for Autumn and it included 28 projects. I enjoyed the article on how to make a Scare-d-Cat Mug Rug and think that it would make a wonderful place mats for Halloween.



QUILT CANADA BUS TRIP

June 16, 2016

The bus has been booked for the trip to the International Centre in Toronto to attend Quilt Canada 2016 show. We will be leaving Brantford at 8:15 AM from the usual car pool lot and will leave Toronto at 3:00 PM for an expected Brantford return time of 4:30 PM.



Brant Heritage Quilters Guild

The cost will be \$30 each which includes a tip for the driver. There will be storage underneath and above our very comfortable seats. The bus has 39 seats. We have sold 23 seats.

Bus tickets will continue to be sold at the meeting for \$30. You will have to pay your entry fee upon arrival at the Centre. This centre is all on one level. Cost at the door is \$18. You can also purchase your tickets online for \$15.

In my absence, Bonnie MacDonald will be selling seats for the trip.

Joanne Beard, Convenor beards@cogeco.ca

MTO Car Park Lot, off HWY 403,
Interchange 41, off Garden Avenue,
on Abbotts Court, Brantford

ONTARIO'S HERITAGE QUILTS by Marilyn I. Walker**BOOK REVIEW**


Published 2003

Guild members designing quilt blocks to celebrate Canada's sesquicentennial will find inspiration in Marilyn Walker's "Ontario's Heritage Quilts". The author studied more than 2,000 quilts to make a selection of those covered in her book, and she acknowledges local Guilds, including Simcoe County Quilters and Niagara Heritage Quilters, as contributors. Some of the quilts have been treasured and cared for over the years; others were neglected, ultimately purchased at garage sales for a pittance.

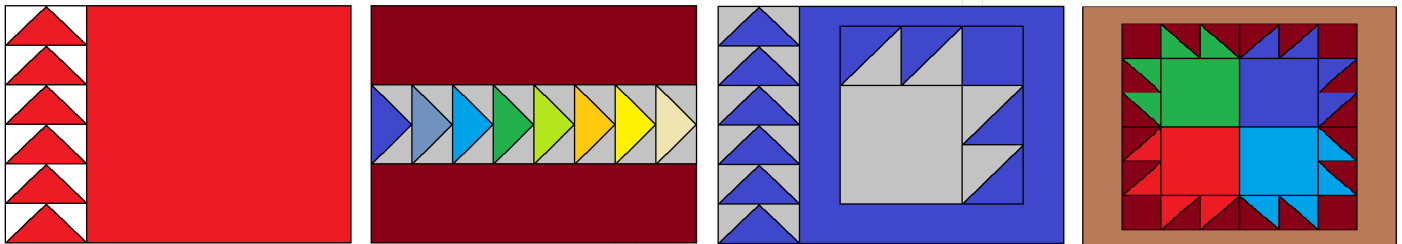
Many of the gorgeous photographs are taken at historical sites in the province. Ms. Walker has sought out quilts from the early 1800s onward, and has researched brief histories of the women's who sewed them. Of course, "quilting bees" often figured in their lives - aspects of the "bee" live on today, as we gather in our guilds to socialize, show off our latest projects, trade fabrics, and learn about our craft.

Space does not allow for a list of the patterns included. Suffice to say that it is a most impressive inventory, illustrating the skill and artistry of women whose lives were physically demanding, and who worked without the advantages of modern fabrics and machines. The second half of the volume is dedicated to chapters on quilt "families": Star, Crazy, Log Cabin, Appliqué, Paper Cut, etc.; and her final chapter includes patterns for Jacob's Ladder, Friendship Circle and a Wreath of Wild Roses adaptation.

Submitted by *Rose Marie Robinson*



Here are some SAMPLES OF PLACEMATS WITH HISTORICAL SIGNIFICANCE. They could not fit with Becky's page and we wanted to keep her page grouped together with the other placemat info.



THE Quilting BEE 

is the **NEW ONTARIO DISTRIBUTOR** for

ABM Innova manufactures the highest quality state-of-the-art quilting machines that will enhance your quilts, improve your productivity, increase your excitement and **ENSURE YOUR SUCCESS!** INNOVA ... the choice of professionals!

INNNOVA
Innovative Quilting Systems

After your machine comes home, service and support are everything.

155 Highway 20 West, Fonthill, Ontario L0S 1E0 • 905-892-7926 • www.thequiltingbee.com  Find us on Facebook 

Canadian Distributor of Innova Longarm Quilting Systems




BHQG BOM 2016 - PLACEMATS FOR CANADA'S 150TH March - SNOWBALL EASTER BUNNY wearing CANADIANA BOWTIE

The **SNOWBALL** block is a great pattern to use for I SPY blocks. Here the basic technique is used repeatedly in the making of this Easter Bunny Placemat.

CUTTING FABRICS

- White Bunny Fabric - 1 square (6 1/2 in.) for the face
- 1 square (3 1/2 in.) for ears
- 2 squares (2 1/2 in.) for tips of ears
- Pink fabric for inner ears - 2 rectangles (2 1/2 in. X 4 1/2 in.)
- Canadiana fabric for Bowtie - 2 rectangles (2 1/2 in. X 3 1/2 in.)
- 1 rectangle (1 1/2 in. x 2 1/2 in.)
- Background Purple - 2 rectangles (3 1/2 in. x 9 1/2 in.)
- 9 squares (2 1/2 in.) (from 1 strip 2 1/2 in. x 22 1/2 in.)
- 1 square (3 1/2 in.)
- 1 rectangle (2 in. x 12 1/2 in.)

- Side Strips to make the Placemat
- 3 strips (2 1/2 in. x 13 in.)



INSTRUCTIONS

Start by taking 2 white and 8 only of the purple 2 1/2 in. squares. Draw a diagonal line from one corner to the opposite corner on the wrong side of each square. The lines will remain on the quilt so use a marker that will not bleed. Pencil or chalk are good choices.


A. Bunny Face / SNOW BALL BLOCK

1. Align 4 marked background corner squares at the 4 corners of the 6 1/2 in. square right sides together with raw edges even. See photo on right.



2. Sew along the marked diagonal lines.
3. Trim away excess fabric at seam leaving 1/4 in. seam allowance.
4. Flip corners open. Press seam outward at the corners. Press carefully to avoid stretching the corners out of shape.
5. Trim SNOWBALL block to 6 1/2 in. square.

B. Same technique for INNER EARS




1. See photo on the left. Align 2 marked background corner squares with the 2 ends of pink inner ear rectangles.
2. Sew along the marked diagonal lines.

3. See photo on the right. Trim away excess fabric at seam leaving 1/4 in. seam allowance.
4. Flip corners open. Press seam outward at the corners.



C. Same technique for CANADIANA BOWTIE



1. See photo on the left. Align 2 marked background corner squares with the 2 bottom of bowtie rectangles.
2. Sew along the marked diagonal lines.

3. See photo on the right. Trim away excess fabric at seam leaving 1/4 in. seam allowance.
4. Flip corners open. Press seam outward at the corners.




D. Same technique for TIPS OF BUNNY EARS




1. See photo on the left.
2. Take the 2 marked white 2 1/2 in. squares. Align the white corner squares with the top corners of the rectangles.
3. Sew along the marked diagonal lines.
4. Trim away excess fabric at seam leaving 1/4 in. seam.
5. Flip corners open. Press seam outward.

E. Half Square Triangle Technique for BUNNY EARS



1. Take the 2 squares (3 1/2 in.), white and background.
2. Mark the white square with a diagonal line.
3. Layer 2 squares with right sides together.
4. Sew 2 lines 1/4 in. on each side of the marked line.
5. Cut on the marked line.

6. Open up new square. Press seam to white fabric.



F. FINISH THE CANADIANA BOWTIE

1. Take the last 2 1/2 in. background square and bowtie rectangle 1 1/2 in. x 2 1/2 in. Sew together to make center of bowtie.
2. Sew together as shown in the photo.
3. Section should measure 6 1/2 in. x 3 1/2 in.



G. FINAL ASSEMBLY OF SNOWBALL EASTER BUNNY



1. Now you have all the sections, Assemble all the sections together as shown in photo on the left.

2. First sew the CANADIANA BOWTIE section to the BUNNY FACE section.

3. Add the TIPS OF EARS to both sides of bunny face section. This section should measure 9 1/2 in. x 12 1/2 in.

4. Next join the 4 parts of the BUNNY EARS.

5. Continue to assemble as shown in photo on right.

6. Add the final strip of background to the top of the SNOWBALL EASTER BUNNY block. This should measure 12 1/2 in x 13 in.



H. MAKE A PLACEMAT

1. Complete the placemat by adding 3 strips of 2 1/2 in. width.
2. Layer top, backing and batting together. Secure together with quilting lines. Stitch face on bunny.
3. Square up edges. Add binding.
4. The final size should be 13 in. x 18 1/2 in.



*Your Sewing Project Starts Here...
Where Quality & Service Matter!*



*Cherished
pieces™*



For Quilters & Sewists

*One of Ontario's
Finest Quilt Shops*

133 Broadway St. Tillsonburg • 519-842-2658 • Tues-Fri 10-4; Wed 10-7; Sat 9-3
WWW.CHERISHEDPIECES.COM

Village Square Quilt Shop



- ◇ Mystery Quilt, Block of the Month
- ◇ Mini Quilt of the month club—Frivols by Moda
- ◇ Collections, Childrens, Flannels, Batiks, Patterns, Notions, Batting
- ◇ Knowledgeable and friendly staff ready to serve you

Tuesday—Saturday 10—5
Sunday Noon—4
Closed Monday

Unit 50-422 Pearl Street
Burlington, ON L7R 2N1
Phone: 905.681.2256
www.villagesquarequilts.com

HAMILTON SEWING MACHINES

We are pleased to announce there are *NEW Features* for the *Handi Quilter* Professional LongArm Systems ~ *Designed by a Quilter, for Quilters.*

HQ²⁴ Fusion

Where Function Meets Vision

Sometimes a quilter's vision needs room to expand. The HQ²⁴ Fusion® offers precision stitching, personal lighting options and a full 20" of quilting space so you can quilt even the biggest ideas. Stitch regulation with precision control provides consistent stitch quality from 4 stitches per inch up to 24 stitches per inch. Bring home a quilting system with high-end technology and precision function today!



HQ Sweet Sixteen

provides you the features, benefits and advantages of a longarm quilting system at an affordable price.

Sixteen inches of throat space gives you room to quilt even a king-size quilt. The powerful motor handles quilting with ease and stitches up to 1500 stitches-per-minute. Choose your three favorite top speed settings, on the easy-to-use color touch screen. Interchangeable Handi feet. Low bobbin estimator. Baste stitches.

Special Machine & Accessory Packages Available

0% Financing O.A.C.

Receive a
25% Off
Machine Access
Gift Certificate

Included with your purchase is our Unlimited Assistance
All purchases are supported with our continuing educational
in sewing, serging, quilting & embroidery classes.

We Honor All
Handi-Quilter
Warranties

After being in business for over 25 years, we are confident in guaranteeing our after sales support.

Visit Us Anytime for Your Personal Demonstration

Guild Members Save 25 % Off Fabric Everyday

1564 Main St W, Hamilton, ON

Phone: 905 527 6794

Email: michele@hamiltonsewing.com

Website: www.hamiltonsewing.com



Heirloom Treasures

Your local source for fine fabrics and supplies for all your quilting,
heirloom sewing and machine embroidery needs

- fine selection of 100% Cotton Solids & Prints
- complete line of Floriani Stabilizers, Batting & Threads
- Books, Patterns, Notions & Machine Embroidery Designs
- Sewing, Embroidery and Quilting Classes

Shop anytime in our on-line studio at www.heirloomtreasures.ca



One Day Only! Celebrate the Irish in us all – stop by the Studio on March 17th and share in our “pot of gold” - 25% off all in-stock regularly priced fabric, thread and thread sets that are the colour green or visibly contain the colour green.



Join the easter egg “hunt” for savings at the Studio from March 10 – 24. Select an Easter Egg from the basket when you check out and get 5, 10, 15 or even 20% off all the regularly priced items in your purchase.

132 Governors Rd E., Paris, ON

519-774-5164

Studio Hours: Thurs – Sat 10am – 5: 00 pm

SUPPORT OUR ADVERTISERS

Friends are like
Fabric
You can never
have enough

Fabrics & Quilts



Woodstock, Ontario

Ph. (519) 537-8753
515533 11th Line
R.R.#3 Woodstock, ON
N4S 7V7

www.countrypatchworks.ca

...Worth the Drive to the country!



**BATIKS AND
BOLD COTTONS**

Canadian • Online

flarefabrics.ca



Laleham Willows Quilting Retreats
and Long Arm Services

Offers quilting retreats in South
Western Ontario
Join our Frequent Quilter's Club.
website: www.lalehamwillows.com

Phone: 519-400-7354
Email: Brigitte@lalehamwillows.com
Email: Monica@lalehamwillows.com