



Special Edition-March 2021

*May your stash be ever plentiful
May your needle be forever sharp
May your bobbin be eternally full*

In this **March** edition you will see:

1. Writeup: Roseline's Trunk Show *Therapy in Session* from our February meeting
2. Program Schedule March – June 2021
3. March Meeting – Trunk Show Jackie White
4. April Meeting Preview



Our March Meeting - Please zoom in

on March 11th to welcome Jackie White from Manitoulin Island. I'm sure you will be interested in hearing about Jackie's newest quilt-along and seeing the patterns in her online shop. Maybe she will even tell us the story of Maud.

It's almost St Patrick's Day. Let's celebrate by wearing something green to our March meeting. Green is the colour of growth and energy. Let's get energized. Bring a quilt or single block with lots of green for Show and Tell.



Judy Taylor's Tricorn placemats from the workshop with Sue Baldauf.

- ◆ **SEWcially Distanced Calendar**
- ◆ SEWcial—None this month
- ◆ Workshops - see newsletter for ZOOM workshops
- ◆ No 'in person' Cuddle Quilt gatherings
- ◆ No 'live' Guild Meetings or Executive meetings
- ◆ Spring Retreat cancelled for 2021
- ◆ President's HOUSE Challenge....see past newsletters for instructions
- ◆ Corona Quilting Challenge - continue working on your projects— check previous newsletters for info
- ◆ Keep saving your pop tabs for Bonnie M
- ◆ BOM ongoing
- ◆ Keep the 2022 quilt show in mind

HAPPY MARCH BIRTHDAYS

Beryl Arnold Kaaren Biggs
Honey Fish Janet Perridou
Georgie Szabo Sarah Yetman



What is High SEWciety?

Monthly ZOOM meetings on the 4th Thursday of the month, 1 PM and 6 PM. Zoom link will be sent the day before.

Preview of BHQG APRIL Meeting

Trunk show by Sharon Fisher

Sharon Fisher is from Mt Forest Ontario. She has been inspired by Kim Diehl, Lisa Bongean, and Sue Spargo. Sharon combines her love of texture and colour with traditional, primitive and whimsical themes.

NEWSLETTER DEADLINE FOR APRIL ISSUE

NEXT DEADLINE: MARCH 20

We solicit articles & request that they be kept to a 1/4 page / 200 word maximum.



Who are the members of the BHQG Program Committee?

Joan Tressel - chairperson	Roseline Dufour— co-chair
Janice Ferguson - secretary	Judy Taylor
Leela Chan	Keith Baldrey
Linda Baldrey	Catherine Eagles

BHQG EXECUTIVE MEETING


Virtual Meetings as arranged, on Zoom.

CUDDLE QUILT / OUTREACH

No Cuddle Quilt Meetings DURING Covid-19

Program Schedule for March – June

Month	Program Title	Information
March 11, 2021	Zoom-Trunk Show Jackie White	Jackie White is from Manitoulin Island. She is a quilter, pattern designer who will be of interest to our modern quilters (see jackiewhitequilts.com)
April 8, 2021	Zoom -Trunk Show Sharon Fisher <i>My Quilting Adventure Thus Far</i>	Sharon Fisher is from Mt Forest Ont. She has been inspired by Kim Diehl, Lisa Bongeant, and Sue Spargo. Sharon combines her love of texture and color with traditional, primitive and whimsical themes.
May 13, 2021	Zoom - Trunk Show Kathy K. Wylie <i>Beauty is all around</i>	Kathy Wylie is from Whitby, Ontario. She is an international award-winning quilter and known for her appliqué (Appliquick™ distributor). She uses a broad spectrum of quilting techniques. Her style is contemporary /traditional.
June 10, 2021	Zoom - Let's Celebrate	Virtual Strawberry Social



REMODELISTA.COM

Trend Alert: Antique American Patchwork Quilts Are Making a Comeback—as Clothing, Upholstery, and Wall Art



President's Corner

Right after our March meeting last year, our world took on a big change when everything started shutting down. We have now held our first guild meeting and workshop online. It may not be the same, but it is so wonderful to be able to see and hear everyone who was able to join us.

We have attached a bonus tree pattern to last year's President's Challenge in case anyone wants to make their own quilt with the blocks they've made before we have a chance to get together for a workshop.

Did you know that leprechauns used to wear red, not green. For those looking forward to St. Patrick's Day, here's a video tutorial by Pat Sloan for a shamrock block <https://www.youtube.com/watch?v=tOPEAkbygko>. A link for the pattern is in the comments of the video.

Hope you are all doing well,

Happy quilting,

Becky McAlister

President

OFFICERS 2020-2021

President	Becky McAlister
Past President/Nominations	Sue Baldauf
Vice President	Vacant
Recording Secretary	Stephanie Nemeth
Treasurer	Lorraine Giraldi
Membership / Front of House	Aline Chan
Program Committee Chair	Joan Tressel / Roseline Dufour
Workshop	Kelly Kerrigan / Brenda Konyu
Newsletter Editor/Webmaster	Aline Chan

COMMITTEES

Spring Retreat	Jackie Kaye
Library	Kim Callaghan / Asst Susan Archer
Quilt Racks Committee	Sue Baldauf
Community Outreach	Rica Maguire / Stephanie Nemeth
Touch / Fidget Quilts	Sue Baldauf
Historian	Roseline Dufour
Photography	Ofelia Escareno
Publicity/Info to CQA	Sarah Yetman
Archives	Carol Hunter-Ward
Social	Mary Connan
Pop Tabs	Bonnie MacDonald
50/50 Draws	Jackie Kaye / Linda Bodkin
Block of the Month	Sue Baldauf
Bus Trips, Fall	Roseline Dufour
Scholarship	Sue Baldauf
SEWcials	Sue Baldauf / Roseline Dufour
Demos	Cathy Eagles & Linda Baldrey
Special Project	Roseline Dufour
Greeter	Joan Tressel
Membership	Sharon Hamilton / Janet Perrodou

Strut your Stuff

Have you been working on a project this month? Send Aline a photo of your flimsy or your quilted project before the 20th of each month so that the photo can be included in the next month newsletter. I know that I get inspired when I see other people's work. We are counting on you!

QUILT EXPO 2022

THEME ?

TITLE ?

WHEN ?

WHERE ?

FORMAT ? (FACE-TO-FACE or other)

WANT TO JOIN THE
STEERING COMMITTEE

or

Want more information, send email to
roselineduf@hotmail.com

BRANT HERITAGE QUILTERS GUILD publishes the *BRANT QUILTERS VOICE* ten times a year. Editor: Aline Chan

We welcome editorial contributions and submissions. You may email submissions to alinchan@rogers.com

Advertising Policy: Advertisement of a product or service does not indicate endorsement by the publisher. Publisher does not assume any responsibility by warranty or otherwise with respect to products or services advertised.

SIGNING OF THE MEMBERSHIP APPLICATION AND CHECKING THE APPROPRIATE BOX gives us permission to send you Guild-related notices / announcements. To unsubscribe, please email the editor with the words 'unsubscribe' on the subject line.

PROOF-READERS: Sue Baldauf, Anne Maguire, Gwen Brewer, Roseline Dufour, Becky McAlister.

BHQG SEWcial

Due to the provincial lockdown restrictions, there will be no SEWcial in March.

Stay safe and healthy and continue to sew at home.

Sue Baldauf and Roseline Dufour



BHQG BOM 2020- 2021

LEAVES IN MOTION

The Autumn Beauties have finished their flimsies of this beautiful quilt. With a positive response to one more set of instructions for finishing, there will be another mailing to the participants of this Block of the Month project. Tips on batting, quilting and binding will be outlined.

If you have not signed up, we would be happy to share the patterns.

Contact Sue Baldauf at sue-baldauf@hotmail.com

Your BHQG BOM committee

Kelly Kerrigan, Brenda Konyu, Jackie Kaye, Sue Baldauf



Aline's placemats at Sue Baldauf's workshop, using some of Aline's hand-dyed fabrics.



'THINKING OF YOU' cards

If you know of a Guild member who is in need of a card for illness, sympathy or 'thinking of you', please let Stephanie know.

stephanieandbob@hotmail.ca



SPRING RETREAT 2021 Chapter 30 - "Pearls of Wisdom"



On behalf of the BHQG, the Retreat Committee and myself, I wish to thank everyone who supported our efforts for the retreat.

Most registrants have either picked up their cash or had me shred their cheques. For those who have not contacted me with their options yet, I will be shredding your cheques. This will conclude all business for this cancelled 2021 retreat.

We look forward to planning and carrying out a 2022 retreat for all of you that remain interested.

Any questions—please feel free to send an email to jackie.kaye123@gmail.com

Respectfully,

Jackie Kaye & Retreat Committee



We met our objective on our MUG RUGS for outreach.

Size 6" x 8" to 7" x 9".

You can keep making them for the Quilt

Roseline's Trunk Show - *Therapy in Session*

Our February guild meeting on Zoom was a resounding success. It was great to see our quilting friends again and Roseline Dufour's trunk show *Therapy in Session* was the icing on the cake.



During her presentation Roseline showed 17 of the beautiful quilts she had sewn during the Covid months. Each quilt was made only from the fabrics Roseline had on hand. Roseline used quilting as a means of coping with the dark days of the pandemic. She also used the lockdown period as an opportunity to learn and practice new quilting techniques. She kept connected to other quilters by participating in on-line quilt challenges, Sew Alongs, and Sew Your Stash programs.

Roseline's California quilt is an example of what she accomplished when she accepted Edyta Sitar's fifteen day, 48 block challenge. By modifying block placement and designing her own unique border of piano keys she made an absolutely stunning quilt.

Roseline is an excellent teacher and is always more than generous in sharing her quilting skills. She has a wealth of knowledge. During her presentation Roseline provided useful sewing tips and discussed the techniques and tools she used in making each quilt.



California quilt

She discussed the benefits of using Precision Piecing to get perfectly flat seams in her quilts and the pros and cons of using Misty Fuse for applique. She demonstrated the use of Appliquick tools to make perfect circles and showed how to transfer writing to fabric using freezer paper, light box and Pygma pen. She showed us a decorative cushion made with a type of shrinking fabric and how she machine quilted an elegant table runner. Roseline also shared information on how to find patterns on Pinterest and other online sites.



Circle Quilt

Log Cabin




Roseline's Trunk Show, continued...

All of the quilts in Roseline's trunk show were impeccably sewn. Their colours were bright and cheery and for awhile they seemed to banish any thoughts but pleasant ones. Roseline's Moda Christmas Cupboard quilt touched my heart. It brought back memories to Roseline of Christmas with her family at her grandmother's house. Roseline used a combination of paper piecing and applique to make the tea cups in the Christmas Cupboard. The quilt was exquisitely quilted by Sarah.



Bunny Quilt

It is sure to be a show stopper.



Crossroads Quilt



Moda Pattern: Hot Chocolate



Love me, Love Me Not...

Strut your Stuff



(SHOW AND TELL)

Featuring Mary Connan



OUTREACH

with Rica



BHQG ZOOM WORKSHOPS

RIBBON IN MOTION BARGELLO WORKSHOP

SATURDAY, March 20 & SATURDAY, April 17

Please book your spot early so that you can get your fabric and cutting done.

Your BHQG Workshop committee: *Kelly K and Brenda K*

Brant Heritage Quilters Guild
In the comfort of your own home
Quilting Classes on Zoom
Ribbon Bargello
with Aline
Saturday March 20 &
Saturday, April 17
9:30 AM - 3:30 PM
Classes are free to members.
Contact Kelly to register.
519-753-3521
nanakerr57@gmail.com

MESSAGE FROM PARIS QUILTING BEES

Dear Brant Heritage Quilting Friends,

As the Workshop Coordinator for the Paris Quilting Bees (PQB), I would like to extend to you the opportunity to register and participate in the following workshop. We are excited to have this rare opportunity to learn from Peter Byrne via zoom. Attached to this message are two links that will assist you in learning more about Peter's background. Please note this workshop is limited to 20 participants.

If you have any questions, please do not hesitate to contact me at pittaway@sympatico.ca

Thank you and I look forward to meeting you in this workshop!

Kim Pittaway

Workshop Coordinator PQB

Hover Quilting –Saturday April 24 & Sunday April 25 VIA Zoom

Instructor: Peter Byrne

Time: 10am-2pm

Date: Saturday April 24 + Sunday April 25, 2021

Cost: \$100.00 non-members. Kit included in fee

Indicate your choice of white or black background

Registration Deadline: March 10

Registration info on next page...

OUTREACH CHARITY TOTALS 2021

Check here every month to see the total progress BHQG Outreach Committee is making during 2021 by quilting gifts for various charities in our community.

Quilts	Burp Towels	Pillowcases	Placemats	Baby Bibs	Adult bibs	Mug Rugs	Stockings	Touch Quilts
12	0	2	0	0	1	0	0	0

If you would like more information on making items for OUTREACH, please speak to Rica Maguire or send her an email: 1maguire1@rogers.com

Thank-you to all who have made donations to the Outreach program, whether by quilts, flimsies, fabric, batting, etc. We appreciate any and all assistance our members give. Thank-you.



QUILTS OF VALOUR:
Contact: Elizabeth Verticchio
elizabeth.verticchio@quiltservalour.ca

TOUCH / FIDGET QUILTS

Touch Quilts are often referred to as Fidget Quilts.

Contact our coordinator:
Sue Baldauf & Committee



Paris Quilting Bees invitation:

Hover Quilting –Saturday April 24 & Sunday April 25 VIA Zoom

Instructor: Peter Byrne

Time: 10am-2pm / Date: Saturday April 24 + Sunday April 25, 2021

Cost: \$100.00 non-members. Kit included in fee

Indicate your choice of white or black background

Registration Deadline: March 10



Peter Byrne is excited to offer a 2-day workshop event to members of Paris Quilting Bees (members and non-members). The workshop will run from 10am until 2pm each day.

Peter's hover-quilt titled "Pathways" was showcased in Curated Quilts, Issue/11, in The Appliqué Gallery. The Virtual Hover-quilting Inspiration Workshop is designed around this quilt!

Hover-quilting is a new form of raw edge appliqué, absent of fusible web. This innovative technique produces not only a beautiful controlled frayed edge, but also creates the illusion of your piecing to hovering above the quilt top.

On day one, students will focus on preparing their quilt sandwich and make 36 HST's and on day two will complete a 16-inch square, mini *hover-quilt*. Students will learn the unique design elements that make this technique so versatile and creative.]

The following links will assist you in learning more about Peter Byrne.

<https://peterbquilts.com/>

https://youtube.com/watch?v=iz_8VaZODCs&feature=share

Kits are available with your choice of a white or black background! The cost of the kit is included in your registration fee.

To Register: email Kim at: pittaway@sympatico.ca and she will give you eTransfer details.

This is the block that will fit in with the President's Challenge.

Tree Block

Seams are at $\frac{1}{4}$ "

Fabric:

Tree Trunk - 1 rectangle 1.5" x 6.5"

Tree Top - 1 Square 3.5"

- 1 Square 3"

- 2 Squares 1.5"

Sky - 2 rectangles 2.5" x 6.5"


- 2 rectangles 1.5" x 5.5"

- 1 rectangle 3.5" x 5.5"

- 1 square 3"




To make the trunk section, sew the sky 2.5" x 6.5" rectangles to either side of the Trunk rectangle along the long side.

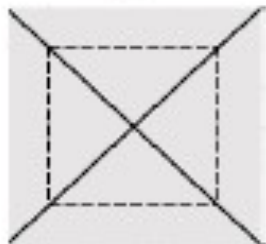


To make the corners of the tree top:


Lay the 3" square of Sky and Tree Top right sides together. Sew $\frac{1}{4}$ " around the entire outside of the square.



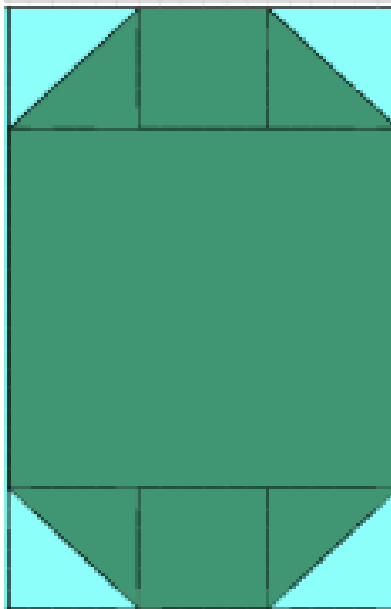
Cut this square on both Diagonals. You will now have four half square triangles, trim to 1.5" squares.




Make two rectangles by joining the half square triangles to either side of the 1.5" tree top square



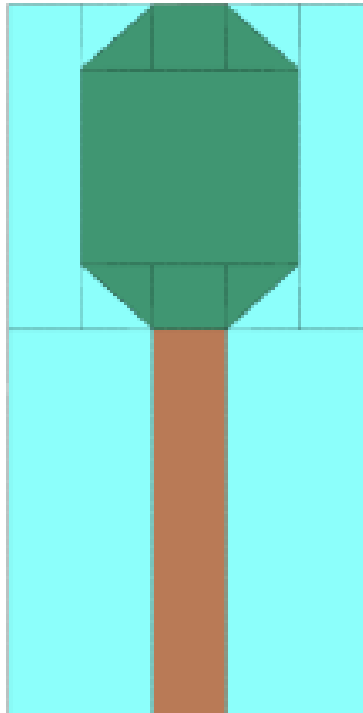
Join each of these blocks to the 3.5" square of tree top



Join the Sky 1.5" x 5.5" rectangles to the long sides of the Tree Top unit.



Join the Tree Top unit to the Trunk unit



Here are some sample layouts you could try – by all means change it up however you like, add a border, make your own tree, build a fence. With quilting, the only limit is your imagination. Hope you have enjoyed these.



Becky

Suburban Layout:

Finished size: 56" wide x 68" long

Requirements:

- 12 House Blocks
- 16 Tree Blocks
- Street Fabric: 4 Strips 3.5" x 56"




Town House Layout:

Finished size: 48" wide x 56" long

Requirements:

- 16 House Blocks



Detached House Layout

Finished Size: 55" Wide x 63" Long

Requirements:

- 16 House Blocks
- Sashing :
 - 12 rectangles 1.5" x 14.5"
 - 3 strips 1.5" x 51"
- Border:
 - 2 pieces for Top and Bottom 2.5" x 51"
 - 2 pieces for Sides 2.5" x 63"



Quilters, please stay safe & healthy!

Mail order available!

WE HAVE MOVED.... ACROSS THE STREET!



Aline's placemats from Sue Baldauf's workshop.



www.cherishedpieces.com
 142 Broadway St. Tillsonburg, ON
 519.842.2658

SPOOLED ROTTEN QUILTS
 Longarm Quilting Services
 Sarah Yetman • 519-732-5718
 info@spooledrottenquilts.com
 237 Bruce St., Brantford ON N3S 4Z8

Hamilton Sewing Special

\$1,000 In-Store Credit with Amara Purchase!

Handi Quilter

AMARA

10 or 12
Foot Framed
for Only
\$13,899

Experience quality, precision, and a world of quilting possibilities.
 From baby quilts to king-size, the HQ Amara is the perfect fit for your style of quilting.

1564 Main Street West Hamilton On. - 905 527 6794 - hamiltonsewing.ca

Hamilton Sewing Special



Husqvarna
Platinum Q165

Longarm
5, 10 or 12
Foot Framed
On Sale
Now!

The PLATINUM™ Q165 long arm quilting machine makes quilting fun and easy.
Quilting Accuracy at Your Fingertips with 1,800 stitches per minute speed.


1564 Main Street West Hamilton On. - 905 527 6794 - hamiltonsewing.ca



Heirloom Treasures
Creative Sewing Studio

Fine fabrics, patterns & designs
Innovative notions & sewing supplies
Quilting, machine embroidery & bag making classes

132 Governors Rd E.
Paris, ON N3L 3E1
519-774-5164

Wed 10 - 2, Thurs - Sat 10 - 5
heirloomtreasures01@gmail.com
 facebook.com/HeirloomTreasures132

 **Hamilton Sewing**

www.hamiltonsewing.com

Quilt Members receive
25% Off Fabric
Everyday

michele@hamiltonsewing.com

1564 Main St. W. Hamilton On

Phone 905 527 6794

Country Patchworks Fabrics and Quilts

DEBBRA EDDY
Owner

515533 11th line
R.R. 3, Woodstock, ON N4S 7V7

519-537-8753
debbraeddy@hotmail.com
www.countrypatchworks.ca



THE
QUILT
PLACE

HEATHER STOCK
519-625-8435
heather@thequiltplace.ca
www.thequiltplace.ca

Fabric, Quilting Supplies,
Ready & Custom Made Quilts

3991 Perth Rd. 107, Box 223, Shakespeare, ON N0B 2P0