

# BHQG

## BRANT QUILTERS VOICE

May 2020

<http://www.BrantHeritageQuiltersGuild.com/>



Hello everyone,

Once again, we have had to cancel our meeting this month. We keep monitoring the situation and can not wait until we are able to see one another again.

All of the talk about flattening the curve had me thinking about curved piecing. Here are some different You Tube videos for different techniques for doing curved piecing:

Rob Appell of Man Sewing

<https://www.youtube.com/watch?v=CJvnKfqopF0>

Laura Coia of Sew Very Easy

<https://www.youtube.com/watch?v=h3FRzmSjdfQ>

Jenny Doan from Missouri Star

[https://www.youtube.com/watch?v=zbt\\_AxaG4vo](https://www.youtube.com/watch?v=zbt_AxaG4vo)

(several guilds in KW are planning trips to this studio)

Another thing I have been thinking about lately, is where in the world outside quilting can we find patterns that remind us of quilts. When I was in Europe, I was able to view the roofs of the Matthias Church in Budapest, Hungary and St. Stephen's Cathedral in Vienna, Austria.

I hope you are all doing well and getting some of those UFO's completed.

Please stay safe and happy quilting.

Becky

President

Village Square Quilt Shop, an advertiser in this newsletter, is having a retirement sale. 40% off. Shipped or curbside pickup.

All our advertised quilt shops are doing curb side pick up. Contact them if you want to get something.

### DID YOU KNOW...

- **May 5:** Cinco de Mayo is the day on which, in 1862, the Mexican army achieved an unlikely victory over French invading forces in the city of Puebla.
- **Stars of the White Nights, St Petersburg, Russia**  
23 May – end of July: It's summer, meaning the dark winter days are over and a season of eternal sunlight has begun – and that's as good a reason as any to celebrate!
- **The Big Pineapple Music Festival- Woombye, Queensland, Australia**  
25 May 2019. One day. One giant fruit. One foot-stomping, hip-swinging, heart-pumping, head-banging line-up of musical acts, from hip-hop to rock, indie and dance.
- **Backwoods Music Festival, Mulberry Mountain, Arkansas, USA**  
All of May. The scenic Ozark National Forest provides the backdrop. A diverse roster of bands provides the sound. You bring the spirit of adventure.



### MAY CANCELLATIONS for SEWcial Distancing

No SEWcial

No Workshop

No Cuddle Quilt session

No Guild Meeting / no Executive meeting

Spring Retreat postponed to the Fall

### HAPPY MAY BIRTHDAYS

Janice Ferguson Aline Chan Verna Radford

Jo Ann Brown Nancy Detweiler Eileen Fuller

Mary Miklos Pat Mitchell Lynn Nicholson

Mary Lou Pizzey Linda Raney Judy Taylor

Elizabeth Verticchio



### NEWSLETTER DEADLINE FOR JUNE ISSUE

NEXT DEADLINE: MAY 20

We solicit articles & request that they be kept to a 1/4 page / 200 word maximum.



### BHQG EXECUTIVE MEETING

Cancelled for May

### CUDDLE QUILT / OUTREACH

No Cuddle Quilt Meeting in May

### BHQG NOMINATIONS FOR EXECUTIVE 2020-2021

We all agree that our guild is doing a great job in offering the members opportunities to be inspired and learn new things in this fascinating world of quilting today. Working behind the scenes in our guild offers its own rewards of staying connected and being involved. So as you consider what your guild does for you, please consider what you could do for your guild.

The Executive and all the committees are always looking for new volunteers to share the fun. Look at the next page of the Newsletter to see the listing of all the positions. Approach any of the Executive about getting more information or voicing your interest in more participation.

Sincerely,

*Sue Baldauf*

**IT'S IN THE BAG...BHQG BOM Program 2019–2020****May News**

Thank you for participating in our program this year. Knowing that we have come to the end of our year of guild meetings, there will be no opportunity to continue the exchange component of the program.



The bag which you now have in your possession will be yours to keep. Please make something using the blocks you have in the bag. It is your choice, whether you add more or not use all of them.

When we meet again in September, we hope that all of you will have a finished project to present at the guild meeting. What a fun Show and Tell it will be.



Table Runner by

*Lorraine  
Giraldi*



Quilt by *Dianne Dixon*

**OFFICERS 2019-2020**

President	Becky McAlister
Past President/Nominations	Sue Baldauf
Vice President	Susan Clark
Recording Secretary	Stephanie Nemeth
Treasurer	Anne Maguire
Membership / Greeter	Aline Chan
Program Committee Chair	Roseline Dufour / Joan Tressel
Workshop	Lorraine Gerald
Newsletter Editor	Aline Chan

**COMMITTEES**

Spring Retreat	Kim Callaghan
Library: Kim Callaghan	Susan Archer
Quilt Racks Committee	Sue Baldauf
Community Outreach Program	Rica Maguire / Stephanie Nemeth
Touch Quilts	Sue Baldauf
Historian	Roseline Dufour
Photography	Ofelia Escareno
Publicity/Info to CQA	Sarah Yetman
Quilt Documentation /Archives	Carol Hunter-Ward
Social	Mary Connan
Pop Tabs	Bonnie MacDonald
50/50 Draws (Alice Substitute)	Jackie Kaye / Linda Bodkin
Block of the Month	Sue Baldauf
Bus Trips, Fall	Roseline Dufour
Scholarship	Sue Baldauf
SEWcials	Sue Baldauf / Kim Callaghan
Webmaster	Aline Chan
Special Project	Roseline Dufour
Greeter	Joan Tressel
Membership	Sharon Hamilton / Janet Perrodou



**Watch for President's Challenge  
next month.**

**BRANT HERITAGE QUILTERS GUILD** publishes the **BRANT QUILTERS VOICE** ten times a year. Editor: Aline Chan

We welcome editorial contributions and submissions. You may email submissions to [alinchan@rogers.com](mailto:alinchan@rogers.com)

**Advertising Policy:** Advertisement of a product or service does not indicate endorsement by the publisher. Publisher does not assume any responsibility by warranty or otherwise with respect to products or services advertised.

**SIGNING OF THE MEMBERSHIP APPLICATION AND CHECKING THE APPROPRIATE BOX** gives us permission to send you Guild-related notices / announcements. To unsubscribe, please email the editor with the words 'unsubscribe' on the subject line.

**PROOF-READERS:** Sue Baldauf, Anne Maguire, Gwen Brewer, Roseline Dufour, Becky McAlister.

## VICE PRESIDENT'S MESSAGE

It's not a secret that when there's a challenge my eyes light up, my brain goes on overdrive and I ask myself the question "what if...?" Being on the Corona Virus Lockdown has been a challenge I have not enjoyed, I have, however, enjoyed the challenge of being happy with what I have and 'making do'. Particularly, my fabric stash. Aren't we all glad that all those years of buying fabric, thread, more fabric, and more fabric again have paid off in that we don't have to miss a beat and can keep on sewing? How glorious is that? Indeed! And, of course, in my own quilting journey I have always been good at using my stash but in the past when faced with the challenge of not having the perfect fabric I have always been able to "just" run out to the fabric stores and get that "perfect" fabric. We've all done it. But, right now, it's just NOT a choice and here lies the challenge!! Now what??

I've known for many years that sewing is medicine for me; its an activity that brings me calm, gives me the ability to cope and takes me to my "good" place. These last weeks have forced me to be creative in many ways, but in particular, when I can't go out and get that perfect fabric and can only do what I can do with what I have and I've got to say I'm loving it! I'm loving it because it's forcing me to be "creative" with all the fabrics I fell in love with in those fabric stores, that I had great intentions for, bought and then never used (mostly because I was saving it for the "perfect" project) (LOL). NOW, I am using my stash. My stash has finally met its' maker and I'm doing it! I'm doing it, I'm loving it and you know what? It's been good. It has challenged me to be grateful for what I have, grateful for what I can do, and grateful that my stash is finally being used!!!

My final words? I am grateful for what I have, for what I can do, and for the wisdom to know how to do it. I am a quilter. And - so are you. Let us all "Be Calm, and Sew on"!!

*Susan Clark*



*Kim Callaghan*  
made her own loom  
and is learning different  
knots.

## CORONA QUILTING CHALLENGE

*with Susan Clark*

### MAKE ME LAUGH

You know, I always thought I'd like to be locked up for a week in my house, where no one could bug me, I'd have no where to go, no one to see and I could sew and sew and sew my brains out. Hmm. So much for that idea because here I am, almost two months later, feeling a little miserable and unfairly done-by, and the joy I thought I'd feel having all this time to myself isn't what I thought it would be.

*It's wiped the smile right off my face.*

Oh well. At least I've got my husband doing the cooking, my daughter, the grocery shopping for us, so really - I'm kind of "living the dream" and just need a small attitude adjustment.

I'm pretty sure at this point, we've all realized the value in all that money we've spent over the years to build a stash, (just in case), and now, now is the time to have some fun with it and blow it out of the water. It's time to use those "too good to use yet" fabrics and let our rotary cutters 'have their way' and do some damage!

### YOUR CHALLENGE: MAKE ME LAUGH

Make a humorous quilt no larger than 36" x 36",  
no smaller than 12" x 12"

Use any technique, appliqué (raw edge, turned edge etc.), pieced, modern, traditional, weird ... any technique you want, must be quilted and bound.

At our next meeting (whenever that may be), we will all gather and have the chance to show our Covid Creations and explain what makes it so funny.

The loudest audience laugh reaction will be our ULTIMATE winner. (Really, we'll all be winners laughing at ourselves...). Prizes await!!

I know what I'm going to do. A self portrait....of the faces I pull when my husband asks me a dumb question....duh.... (???)

Other ideas?

Fish at a birthday party

The worst colour combination in the world

The most beautiful fabric you own with the ugliest one

A wobbly block

Your self portrait

**So many ideas. So much time. Let the laughter begin.**

**CHALLENGE**



St Matthias Church in Budapest, Hungary

St. Stephen's Cathedral in Vienna, Austria

Photos by Becky—roofs in Europe.

**Brant Heritage Quilters Advertising rates 2019**  
10 issues. Ad must be paid in full before appearing in the newsletter.

Classified Ad	(1 inch x 3 inch)	\$ 2.00 per insertion
Business Card	(2 inch x 3 inch)	\$ 4.00 per insertion
Quarter Page	(5 inch x 3 inch)	\$ 7.00 per insertion
Half Page	(7 inch x 5 inch)	\$15.00 per insertion
Full Page	(7 inch x 10 inch)	\$30.00 per insertion

**'THINKING OF YOU' cards**

If you know of a Guild member who is in need of a card for illness, sympathy or 'thinking of you', please let Stephanie know.



[stephanieandbob@hotmail.ca](mailto:stephanieandbob@hotmail.ca)

**FALL RETREAT**

Chapter 30, IT'S ONLY A NUMBER

September 18-20, 2020

Five Oaks Retreat Centre, 1 Bethel Road,  
Paris ON

Any questions feel free to send an email to

[kim\\_quilts@outlook.com](mailto:kim_quilts@outlook.com)

Kim Callaghan & Retreat Committee

**No further updates...**



**OUTREACH CHARITY TOTALS 2020**

Check here every month to see the total progress BHQG Outreach Committee is making during 2020 by quilting gifts for various charities in our community.

Quilts	Taggy Blankets	Burp Towels	Pillow-cases	Placemats	Baby Bibs	Angel Wraps	Mug Rugs	Masks	Scrub Caps	Stockings	Touch Quilts
32		10	21	22	13		3	250	60		8

If you would like more information on making items for OUTREACH, please speak to Rica Maguire or send her an email:

[1maguire1@rogers.com](mailto:1maguire1@rogers.com)

Thank-you to all who have made donations to the Outreach program, whether by quilts, flimsies, fabric, batting, etc.

We appreciate any and all assistance our members give, and at each meeting we have a variety of kits available on the Outreach table. Thank-you.



**QUILTS OF VALOUR:**

Contact: Elizabeth Verticchio  
[elizabeth.verticchio@quiltsvalour.ca](mailto:elizabeth.verticchio@quiltsvalour.ca)  
Please leave any blocks or quilts at the QoV table.


**TOUCH QUILTS**

Touch Quilts are often referred to as Fidget Quilts.

Contact our coordinator:  
Sue Baldauf & Committee



**OUTREACH HAS ALSO BEEN BUSY MAKING FACE MASKS, SCRUB CAPS.**




*Joanne Beard*

longarmed these two quilts  
for Outreach



## WHAT IS UNDER MY NEEDLE

*Susan Clark:* While anxiously awaiting for my own custom built guitar to be finished, I became my own kind of Luthier of Classical guitars.



Sewing helps me "Stay Calm", quilting, beading, piecing (and NEVER mending.... that's just wrong...). A little Button Art I made of better days ahead.

*Susan Clark*



Here are some family quilts I have been making for my family in Owen Sound. A new baby is on the way. I made these tops a long time ago—I am now quilting them. *Joy Archer*



Camel by

*Kim Callaghan*



I have completed my Labyrinth quilt from our Marvellous Monday Quilters with Aline.

*Verna Radford*



Verna Radford made this at a Beyond Beginner class at Quilt Junction.



Moose Panel by Gwen Brewer



Kim Callaghan



Top and bottom quilts by Dianne Dixon.





These three pieces by Rica Maguire



## WHAT'S UNDER MY NEEDLE

*Jackie Kaye* has several projects on the go as you can see from this page.





## WHAT'S UNDER MY NEEDLE



*Kelly Kerrigan's* two quilts



*Linda Bodkin*—top and bottom



Here is a project I am working on, when I am not doing masks—it is a signature wedding quilt.

*Tatjana Esseltine*

I have 2 WIP's top and bottom, left...the orange one (top) is from when I started to quilt in 1985, called Then and Now. Most blocks are all hand pieced and the centre panel hand quilted. It uses fabric from then (and my Mother's stash as well) and now too.

I was never inspired to finish it!

The grey one (below) is a stab at a more modern style. I stopped these to make masks like most of us. *Linda Bodkin*



Quilters, please stay safe & healthy!

Mail order available!

**WE HAVE MOVED....  
ACROSS THE  
STREET!**

**accuquilt**  
Signature Dealer



Outreach and its masks for delivery

**SPOOLED ROTTEN  
QUILTS**

*Longarm Quilting Services*

Sarah Yetman • 519-732-5718  
info@spooledrottenquilts.com  
237 Bruce St., Brantford ON N3S 4Z8

www.cherishedpieces.com  
142 Broadway St. Tillsonburg, ON  
519.842.2658

## Hamilton Sewing Special

**Baby Lock  
Regalia**

10 or 12  
Foot Framed  
for Only  
**\$11,995**

Baby Lock's largest longarm machine yet! With 20" of workspace and a lightning-fast 2,500 stitches per minute, the Regalia is ready to easily finish quilts of any size.

1564 Main Street West Hamilton On. - 905 527 6794 - hamiltonsewing.ca

## Hamilton Sewing Special



### Baby Lock

### Jazz II

Extension Table  
(value \$149) Included

for Only

# \$695

The Jazz II comes with everything a quilter would want, plus the features you need on a utility stitch machine to get the job done – all at an affordable price!

1564 Main Street West Hamilton On. - 905 527 6794 - [hamiltonsewing.ca](http://hamiltonsewing.ca)



### Heirloom Treasures Creative Sewing Studio

*Fine fabrics, patterns, books & designs*

*Innovative notions & sewing supplies*

*Classes in quilting, embroidery, bag making, etc.*

132 Governors Rd E  
Paris, ON N3L 3E1  
519-774-5164

Studio Hours: Wed 10 - 2  
Thurs – Sat 10 - 5  
(closed Saturday on holiday weekends)

### Village Square Quilt Shop

Fabric, Classes, BOM, Mystery Quilt

Unit 50 - 422 Pearl Street

Burlington, ON L7R 2N1  
[www.villagesquarequilts.com](http://www.villagesquarequilts.com)

905.681.2256 [vsqs@outlook.com](mailto:vsqs@outlook.com)

### Country Patchworks Fabrics and Quilts

**DEBBRA EDDY**  
Owner

515533 11th line  
R.R. 3, Woodstock, ON N4S 7V7

519-537-8753  
[debbraeddy@hotmail.com](mailto:debbraeddy@hotmail.com)  
[www.countrypatchworks.ca](http://www.countrypatchworks.ca)



THE  
**QUILT**  
PLACE

**HEATHER STOCK**

519-625-8435  
[heather@thequiltplace.ca](mailto:heather@thequiltplace.ca)  
[www.thequiltplace.ca](http://www.thequiltplace.ca)

*Fabric, Quilting Supplies,  
Ready & Custom Made Quilts*

3991 Perth Rd. 107, Box 223, Shakespeare, ON N0B 2P0