

BHQG

BRANT QUILTERS VOICE

November 9, 2017



NOVEMBER 9 – PROGRAM

Are you confused or fearful of the type of thread you should use while you are making your quilts? Anita Zobens from COTTON MILLS THREADWORKS will surely calm your fears as she talks about her journey of using threads. She is a Canadian retailer of Superior Threads. Her trunk show titled *Choosing Threads Fearlessly* will amaze you and possibly motivate you to be more adventurous in using different types of threads.

As an added bonus, Anita will offer a hands-on workshop on Saturday November 11 from 10 AM till 4 PM at Etonia where you will be invited to tryout the different threads on your personal sewing machine. Can't attend? A pop-up shop featuring all types of threads, needles and other items will allow you to purchase your much needed goods throughout the day. Don't miss out on this beautiful opportunity!

Roseline Dufour, Program Chair

Demo at the kitchen area at 6:45 PM

- CHECKLIST**

 - ✓ Name Tags
 - ✓ Find the thimble
 - ✓ Return completed Mug Rugs
 - ✓ Pop / beer / cat food tabs/ contest
 - ✓ BOM
 - ✓ Cuddle Quilts / Outreach – Take a kit home
 - ✓ 50 / 50 Draw: \$1 a ticket, 3 for \$2
 - ✓ **SHOW OFF YOUR SHOW & TELL** (sign sheet)
 - ✓ Library opens at 6:15 PM & at SEWcial
 - ✓ **BHQG QUILT EXPO OCTOBER 19-20, 2018**

SEWcial Please join us on November 9 at 11AM, at St George United Church. A dedicated time to sew without interruption. There is space to pin baste or spray baste your quilts, get help, learn techniques or sew.



MONTH	SKILLS	PRESENTERS
November	Nine-Patch	Leela Chan / Roseline Dufour
December	Film Strip Once Upon A Quilt - Quilt Show: hallway feature	Becky McAllister / Roseline Dufour
January	Sandwiching a Quilt	Rica Maguire / Stephanie Nemeth

HAPPY BIRTHDAY

NOVEMBER

Kelly Kerrigan Rica Maguire
Pam Turner Janet Harvel Germaine Glaves



WELCOME NEW MEMBERS AND GUESTS

New members: Germaine Glaves, Shirley Kossowski, Janet Harvel, Jamie Griffiths.

Guest: Elizabeth Verticchio from Quilts of Valour, representing St George, Brant County.

elizabeth.verticchio@quiltsofvalour.ca

NEWSLETTER DEADLINE

Deadline: 15th of each month

NEXT DEADLINE: November 15 for the December issue. We solicit articles & request that they be kept to a 1/4 page / 200 word maximum.

DID YOU KNOW...

- ⇒ that guide lines on the sewing machine throat plate are not always accurate, so do not trust these measurements without testing first.
- ⇒ nature is a great source for inspiration. Just consider how all the colours of the rainbow go together.
- ⇒ that Sue Butler, a BHQG member, has moved to Bracebridge and is the new owner of a quilt shop on Main Street.
- ⇒ That a current & longtime member of our Guild – Patty Hoogendoorn - has a quilt and yarn shop near Sault Ste Marie where she grew up? It is called The Creative Basket. She has a website and Facebook page with gorgeous fabrics. I found this on her FB page:

This morning's walk was about finding pattern inspiration in nature. It wasn't a difficult task! Now on to drawing and carving pattern stamps – what a fascinating technique!

- ⇒ that some members from Brantford are interested in car-pooling to the guild meetings. If this is of interest to you, please send your name to Sue Baldauf. The new membership list has members' addresses and will be available soon.
- ⇒ that a total of 221 yards of fabric was purchased by the BHQG shoppers on the Mystery Shop Hop in October.
- ⇒ that Elizabeth Verticchio, is our area's new representative for Quilts of Valour. Her contact info in in this newsletter.





PRESIDENT'S CORNER

At one of the stops of the MYSTERY SHOP HOP Bus Trip in October, I found a new way of looking at my fabric stash. Think of your sewing room as a Resource Centre and you are the Fabricologist who enters in with creativity, expertise and courage.

Let the beauty of nature and the changing colours of fall give you inspiration. We have projects to sew for Outreach and also for the Quilt Expo 2018 next October. These include the President's Challenge, the Quilt Boutique, the Tombola, the Hallway, Mug Rugs and of course your own beautiful Quilts to hang in the Show-room.

Sue Baldauf, President



Annual Spring Retreat SPRING INTO SEWING March 23 - 24 - 25, 2018. Camp Trillium, Waterford

Watch for the details in THIS newsletter. Registration forms will be in the December newsletter.

Registration begins at the December meeting. If you pay in full at that meeting, your name will go into a draw for \$50 towards the retreat.

You can expect a fun-filled, social, educational and relaxing retreat from the real world!!!

Joanne, Chair



OFFICERS 2017-2018

President	Sue Baldauf
Past President/Nominations	Roseline Dufour
Vice President	Becky McAlister
Recording Secretary	Stephanie Nemeth
Treasurer	Anne Maguire
Membership Greeter	Aline Chan / helper Laurann Bivens Joan Tressel
Publicity/Info to CQA	Rose Marie Robinson
Program Committee Chair	Roseline Dufour, Sarah Yetman
Workshop	Lorraine Gerald
Newsletter Editor	Aline Chan
QUILT EXPO CHAIR 2018	Roseline Dufour

COMMITTEES

Retreats / Bus Trips	Joanne Beard
Library: Kim Callaghan	Cathy Eagles, Susan Archer
Quilt Racks	Sue Baldauf
Outreach: Cuddle Quilts	Rica Maguire, Stephanie Nemeth
Historian	Roseline Dufour
Photography	Pam Turner / Rica Maguire
Quilt Documentation / Archives	Carol Hunter-Ward
Socials / Potlucks	Mary Connan
Pop Tabs	Bonnie MacDonald
50/50 Draws Anne MacFarlane	Gay Spong / Alice Farrenden
Block of the Month	Laurann Bivens
Special Projects—Regular	Quilt Expo Projects
Scholarship	Sue Baldauf
SEWcialS	Aline Chan / Kim Callaghan
Webmaster	Aline Chan

Replacement Guild Lanyards \$6

THE HIDDEN THIMBLE

Find the hidden thimble in the newsletter. EMAIL Aline or leave a note at the Membership Table, telling where it is located and you will be entered into a draw to win a prize. You have to be present at the meeting to be eligible for the prize draw.

OCTOBER WINNERS!

- **MUG RUGS:** Rica Maguire, Jeannette McColl
- **FIND THE THIMBLE:** Carla Rutherford
- **DOOR PRIZES:** Susan King / Sandra Grummett
- **LIBRARY:** Mary Lou Pizey
- **50 / 50 DRAW:** Ann Martin
- **September Mug Rug Winner :** Trudy Baumgart won twice!



OF INTEREST TO QUILT LOVERS

Until Feb 18 - A Thread and a Story: Mississauga Bradley Museum.
<https://culture.mississauga.ca/> Every quilt tells a story. This exhibition shares stories and traditions from the age old practice of quilt making. Free admission.

Nov 10 - 11 Celebration of Quilts, York Heritage Quilters

<https://yhqg.org/quilt-show-2017>

Dec 5 Canadian Nine-Patch Exhibit, This free one day event is sponsored by "Love My Hood" and the City of Burlington. Brant Hills Community Centre.

2018

March 23 - 25: BHQG SPRING RETREAT

March 23 - 24, Quilt Fever, Etobicoke Quilters Guild, Nielson Park, www.QuiltFever.ca

April 26 to 28 Piecemakers, Pyramid Centre, St Marys

<http://www.huronperthquiltersguild.com/piecemakersquiltshow.htm>

May 4-6 Kawartha Quiltmakers Guild, Peterborough

<http://www.kawarthaquiltmakersguild.ca/>

May 31-June 2: Canadian Quilters Association Quilt Show, Vancouver <https://www.canadianquilter.com/>

June 1-2 Bluewater Quilt Show, Harry Lumley Bayshore

Community Centre, www.bluewaterquiltersguild.ca

July 7-8 A Stitch in Time Quilt Show, Prince Edward County

<https://pecqguild.weebly.com/2018-quilt-show.html>

Oct 19 - 20 BHQG QUILT EXPO 2018

listing of Quilt Shows in Canada:

<http://www.canadianquilter.com/>



BHQG

BHQG PINS - \$5 only

Proudly wear a BHQG Guild pin.

Please see Membership to purchase one.



BOM with LAURANN

PICK UP YOUR BOM INSTRUCTIONS AT THE MEMBERSHIP TABLE IF YOU DO NOT RECEIVE THEM BY EMAIL.

IF YOU STILL WANT TO PARTICIPATE:

COST: \$1 for those getting it by email

\$5 for those who need to pick up a printed copy at the meetings.

PRIZES: those who have completed at least half the blocks by June will be eligible for **A DRAW FOR \$25.**

Those who have completed all the blocks and have made a flimsy will be eligible for **A DRAW FOR \$50.**

Laurann

Lmgilchrist@rogers.com

PRESIDENT'S CHALLENGE

QUILT EXPO 2018

The theme of our Quilt Expo 2018 is "Once Upon a Quilt". At the November guild meeting, you will be shown some samples of a Quilt on a Stick entitled Once Upon a Fairy-tale.

As a President's Challenge for **QUILT EXPO**, you are asked to think about this project and make your own version for display at the show. Instructions and Guidelines will be given in January.

⇒ **Spring Retreat: SPRING INTO SEWING**

March 23-25, 2018

Camp Trillium

⇒ **BRANT QUILT EXPO 2018**

ONCE UPON A QUILT

October 19 - 20, 2018

Brantford Best Western

BRANT HERITAGE QUILTERS GUILD publishes the *BRANT QUILTERS VOICE* ten times a year. Editor: Aline Chan

We welcome editorial contributions and submissions. You may email submissions to alinchan@rogers.com

Advertising Policy: Advertisement of a product or service does not indicate endorsement by the publisher. Publisher does not assume any responsibility by warranty or otherwise with respect to products or services advertised.

SIGNING OF THE MEMBERSHIP APPLICATION AND CHECKING THE APPROPRIATE BOX gives us permission to send you Guild-related notices / announcements. To unsubscribe, please email the editor with the words 'unsubscribe' on the subject line.

PROOF-READERS ARE THE EXECUTIVE: Sue Baldauf, Anne Maguire, Rose Marie Robinson, Roseline Dufour, Becky McAlister.

Brant Heritage Quilters Guild • Box 24025 Brantford ON N3R 7X3 • www.BrantHeritageQuiltersGuild.com • alinchan@rogers.com

<https://www.facebook.com/groups/BrantQuiltersGuild/>

BHQG WORKSHOP

November 11: Anita Zobens and her Open Thread Bar, covering threads and needles.

She will have a pop-up shop where the items can be purchased all day.

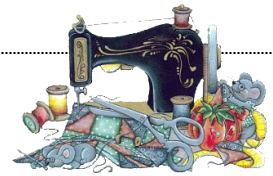
She will demonstrate the use of various needles and threads to get the best results in your projects. I am sure this will be a great benefit to all quilters.

This workshop will be held at **ETONIA HALL**
101 HWY #2, BETWEEN PARIS & PRINCETON.
Cost: \$30.00

There is a limited size of 20.
Bring your sewing machine and lunch.

Coffee and tea provided.

10AM—4 PM



Questions?

Contact Lorraine

Lmgeraldi@gmail.com

POSITION AVAILABLE

WE NEED A COORDINATOR FOR TOUCH QUILTS

Judy Taylor is RELUCTANTLY relinquishing this position.

She has lots of squares that she has already cut and also fabric to be cut that can be used.

She will guide you on what has to be done.

Thank you, Judy, for all you have done.

Judy Taylor's email: judytaylor379@gmail.com

'THINKING OF YOU' cards

If you know of a Guild member who is in need of a card for illness, condolence or 'thinking of you', please let Rose Marie Robinson know:

rwoodley000@sympatico.ca
(519) 448-3842



OUTREACH CHARITY TOTALS 2017 AS OF SUMMER 2017

Check here every month to see the total progress BHQG Outreach Committee is making during 2017 by quilting gifts for various charities in our community.

Quilts	Taggy Blankets	Burp Towels	Pillowcases	Placemats	Bibs	Touch Quilts
79	15	5	38	115	18	0

If you want to participate by making these quilted gifts or/and would like more information, please speak to Rica Maguire or send her an e-mail: lmaguire1@rogers.com

For TOUCH QUILTS, contact Judy Taylor at judytaylor379@gmail.com until a new coordinator is found.

Judy has a supply of kits available.

"Sharing, caring and working together, helping to make the world a better place." ~Karen's Kids



LIBRARY NEWS

We have 2 new books for our library this month they are:



Scrap Basket Strips & Squares by Kim Brackett - quilting with 2 1/2", 5" & 10" treasures.

Kaleidoscope Paper Piecing by Nancy Mahony - each paper pieced pattern features eight shapes that come together to form a single wonderfully unique block.

Visit your library - you won't be disappointed!

Kim Callaghan

kim_quilts@outlook.com

OCTOBER

Bonnie MacDonald - Cancer Quilt and BOM quilt 2016-17

Dianne Dixon - 2015 Workshop Quilt

Ann Maguire - Bag

Carla Rutherford - 2015 Alaska Row by Row; Able Sail Paper Piecing

Quentin Yetman - Half Square Triangle Quilt

Becky McAlister - Baby Quilt Flimsy

Mary Connan - 3 Wall Hangings

Debbie Desforges - 2 Quilts

Sandra Grummett - 1 Fish, 2 Fish, Red Fish, Blue Fish

Rica Maguire - Wallets, Quilt Pouch, and Advent Calendar

Sarah Yetman - Purse



BHQG SCHOLARSHIPS 2017

The following students were winners of 2017 BHQG Proficiency Awards for Highest Marks in the Family Studies Fashion courses. They each received \$50 and a one-year complimentary (transferrable) membership to BHQG.

Pauline Johnson Collegiate & Vocational School
Gr12 Hailey Kutzscher
Gr11 Charlene Chua

Brantford Collegiate Institute
Gr12 Sylvie Lefebvre
Gr11 Eve Delong

North Park Collegiate
Gr11 Tenalia Stedford

St John's College
Gr12 Alannah Speiran
Gr11 Anais Henze



MYSTERY BUS TOUR 2017 recap...

We had a great tour of some lovely farm country on a gorgeous sunny day. The Brantford starting point got us right on the highway and off to Seaforth we went. The Cotton Harvest is a newer shop with lots of embroidery patterns and supplies, wool choices and many fabrics and kits to choose from, to make some amazing quilts. We then headed to Ye Olde Quilt Shoppe in Stratford where we spent our time searching through an amazing choice of fabrics, many theme and novelty choices were provided. New Hamburg was our next destination with two completely different shops. Heart 'n Home Creations has been in downtown New Hamburg for a long time and they offer many homespun fabrics and wool fabrics on the bolt as well as pre-cuts. The three cats were happy to have a few pets on our way out. About three minutes away, you find yourself in a modern fabric mecca. This newer shop has a huge selection of modern fabrics and kits. You have to check out the bathroom – second to none! Our last stop was The Quilt Place in Shakespeare. Heather Stock is a long time supporter of our guild and has been in the merchant mall at our retreats for years. Her little house is crammed with fabrics and notions to meet almost every need. You can head up stairs to see finished quilts.



Our bus driver, Ken, was courteous, kind and helpful.

Thanks to Roseline, Bonnie M. and Cathy for their organization and planning!

Joanne, Chair



ONCE UPON A QUILT - QUILT EXPO 2018

When is Quilt Expo 2018? October 19-20 2018

Where will it be held? Best Western Plus, Holiday Drive, Brantford.

Who is our Featured Artist? Roseline Dufour

- **UPDATE:** You are wonderful! We have collected 161 **mug rugs**. WOW! The numbers received have surpassed our objective of 100 mug rugs. We have also heard through the grapevine that members are going to be bringing more in November. How wonderful! The Steering Committee is so pleased that we may decide to hand out more than 100 mug rugs at the Quilt Expo. A decision will be made in January.
- At the November BHQG meeting, the Steering Committee will be presenting to you the **hallway feature**. I am certain that you will be pleased with it. It will be the first thing that our visitors will see when they come to visit **ONCE UPON A QUILT – QUILT EXPO 2018**. We encourage you to participate in this wonderful endeavour.
- Rocky will talk to you in November about **Tombola** and what you can possibly make for the project. Rica will speak about **Quiltique** and what you can do to help her out. These two projects are already taking shape.
- And lastly, for those who are wondering: **Opportunity Quilt** will be presented to you in December and the **President's Challenge** in January. We are really excited about these projects and we think you will be, too.
- Our **Quilt Expo 2018** is slowly taking shape. It is with your participation and your encouragement that we will make it the best Quilt Expo that **BHQG** has ever had.
- Next **Steering Committee Meeting** is on Tuesday November 21st from 5:30 - 6:30 at the Brant Mutual Room (across from the Best Western) in Brantford.
- Our **Quilt Expo 2018** is slowly taking shape. It is with your participation and your encouragement that we will make it the best Quilt Expo that **BHQG** has ever had.
- Next **Steering Committee Meeting** is on Tuesday November 21st from 5:30- til 6:30 at the Brant Mutual Room (across from the Best Western) in Brantford.

Dianne Dixon demonstrating 1/4" seams....


MEETING DEMOS



Carol Hunter-Ward was our October Guest speaker.



Deb Desforges and Mary Connan at SHOW & TELL.



MEETING GLIMPSES



Anne McFarlane and Alice Farrenden selling 50/50 tickets.




THE LIBRARY GALLS:
Susan Archer, Cathy Eagles, Kim Callaghan



MUG RUGS





SHOW & SHARE

Many thanks to our white glove helpers!



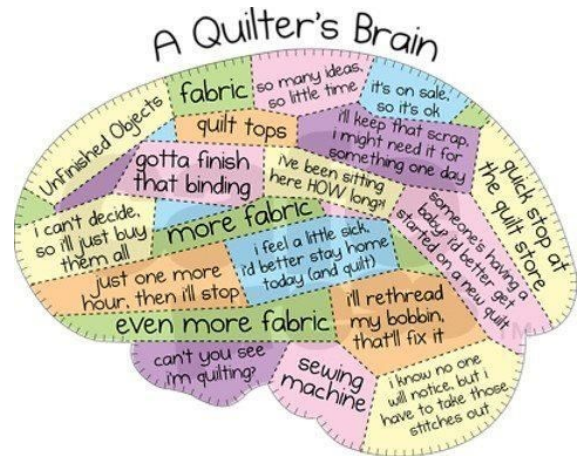
www.CherishedPieces.com

519.842.2658



Tuesday-Friday from 10-4 | Wednesday until 5 | Saturday from 9-3

Monthly Specials • Weekly Features • Classes • Upscale Retreats



THE QUILT PLACE

HEATHER STOCK
519-625-8435
heather@thequiltplace.ca
www.thequiltplace.ca

**Fabric, Quilting Supplies,
Ready & Custom Made Quilts**

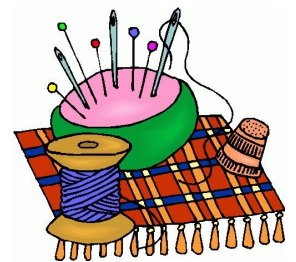
3991 Perth Rd. 107, Box 223, Shakespeare, ON N0B 2P0

Heirloom Treasures
Creative Sewing Studio

Fine fabrics, patterns, books & designs
Innovative notions & sewing supplies
Quilting, machine embroidery & heirloom classes

132 Governors Rd E.
Paris, ON N3L 3E1
(next to Brant Valley Golf Course)

519-774-5164
heirloomtreasures01@gmail.com
www.heirloomtreasures.ca



HS Hamilton Sewing

Longarm Quilting, Embroidery, Sergers and Sewing Machines

Hamilton Sewing has been serving the Hamilton & surrounding areas for over 25 years. We are pleased to feature the superior quality and technological advancement of the Sewing, Quilting, Embroidery Machines & Sergers.

Authorized Dealer for

**Baby Lock, Husqvarna, Handi Quilter
Singer & Juki**

Special Machine & Accessory Packages Available
Visit Us Anytime for Your Personal Demonstration



We also offer a wide variety of:
Fabrics – 100% Cottons, Batiks, Flannels & Knits
Specialty Sewing Accessories, Notions & Supplies
Sewing Cabinets & Cutting Tables
Inspiring Quilting, Embroidery & Sewing Classes
Sewing Machine Service & Repairs

Join our e-mail newsletter for weekly specials
Guild Members Save 25 % Off Fabric Everyday

1564 Main St W, Hamilton, ON

Phone: 905 527 6794

Email: michele@hamiltonsewing.com

Website: www.hamiltonsewing.com
or www.hamiltonquilting.com

At Hamilton Sewing,
Guild members save
25% off fabric
everyday.

When life hands you scraps
Make Quilts!

Village Square Quilt Shop
Fabric, Classes, BOM, Mystery Quilt

Unit 50 - 422 Pearl Street
Burlington, ON L7R 2N1
www.villagesquarequilts.com
905.681.2256 vsqs@outlook.com

FABRIC Please!
Your CANADIAN online fabric store!

FabricPlease.com

Worldwide Flat Rate Shipping
\$8-CAN / \$15-US
\$35-INT

Country Patchworks Fabrics and Quilts

DEBBRA EDDY

Owner

515533 11th line
R.R. 3, Woodstock, ON N4S 7V7

519-537-8753
debbraeddy@hotmail.com
www.countrypatchworks.ca



PLEASE SUPPORT OUR ADVERTISERS

QUILT CARE

By Carol Hunter-Ward

Storage

1. Store quilts in a pillowcase or wrapped in a sheet.
2. Keep in a dark, dry place. Avoid attics or garages. Keep out of direct sunlight.
3. Quilts should be re-folded 3 to 4 times per year, or place crumpled acid free tissue paper or a muslin tube stuffed with batting along folds to prevent permanent creasing.
4. Do not store quilts in plastic containers or bags. Never put a quilt in a garbage bag.
5. Avoid direct contact between the quilt and cardboard or wood. Line container with muslin or acid free tissue.

Labelling

6. A label can be made with muslin or a leftover block sewn to the back, or write directly on the quilt backing. Use a permanent marker to preserve precious information about the quiltmaker, the occasion, the quilt owner, the date and place made, etc.

Cleaning

7. Vacuum your quilt by laying a clean screen or tulle on top and gently use a hand-held vacuum. You can also cover the attachment on your regular vacuum with pantyhose to prevent the quilt from getting pulled out of shape.
8. Before washing, carefully test all fabrics to be sure they will not run. Use a white towel or cotton ball and cold water; dab each fabric. You can carefully wash a quilt in cold water in the bathtub. First, place a white sheet in the tub; then, lay your quilt on top. You will use the sheet as a sling to lift the quilt. Use a mild detergent such as Orvus and fill and drain the tub several times. Do not agitate the quilt. To dry the quilt, do not put it in the dryer or wring it out. Lay it flat to dry outside between two sheets or inside under a ceiling fan. Do not line dry.
9. If you have a spot you can't get out or a hole you can't repair, think of it as "age spots" for your quilt.
10. To remove musty smells, lay the quilt in the shade on a dry windy day.
11. If you acquire a quilt and aren't sure of how it's been stored or cared for, wrap and place in a freezer for a few weeks to kill any insects or larvae.
12. Do not dry clean.



HOW TO WASH A QUILT (ACCORDING TO THE SPRUCE, UPDATED APRIL 2017)

[HTTPS://WWW.THESPRUCE.COM/HOW-TO-CARE-FOR-HANDMADE-QUILTS-2146320](https://www.thespruce.com/how-to-care-for-handmade-quilts-2146320)

Due to our fast-paced lifestyles, many people do not want to hand-wash their quilts.

Hand-washing is the preferred method for cleaning quilts. Even with a new quilt, machine washing can cause stitching to ravel. **IF** you decide to machine wash, use cold water, a gentle detergent and the shortest, delicate cycle. Run the machine on a short gentle cycle. To keep the colours bright, add half a cup of vinegar to the wash cycle. Quilts are heavy when wet. Some people use Woolite as a detergent.

Some people don't want to hang a quilt and wait for it to dry. It is OK to partially dry a quilt in a dryer. You can lay a quilt flat on a rack to dry. Some people like to finish drying their quilt out on the grass on a sunny day! Do not iron your quilt.



SPRING RETREAT 2018 QUILT FLING

CHAPTER 28

Spring into Sewing

March 23 - 25, 2018.

CAMP TRILLIUM, WATERFORD INFORMATION SHEET

Accommodations

Camp Trillium in Waterford is in a beautiful forested area with a small lake. The sleeping cabins are separate from the meeting areas. They are very rustic with single bunk beds. Each semi-detached cabin has three bedrooms and a full bath and a powder room. You can drive up to the door to unload your gear. There are ramps into each cabin as well as stairs. There are pictures on the website if you would like to check it out in advance. rentals@camptrillium.com
There will be a limited number of single rooms available.

You must bring your own bedding (pillows, sheets and quilts or sleeping bags) and towels and bath mat.

Meals

You will have all meals included -lunch on Friday, Saturday and Sunday, breakfast on Saturday and Sunday and Dinner on Friday and Saturday.

If you have dietary concerns, please indicate on the registration form. We have to let the kitchen know 2 weeks in advance.

This is a totally peanut free camp. You must bring only packaged snacks that are clearly marked. It is not acceptable to bring goods that claim they may have come in contact with nuts. We will provide appropriate snacks throughout the day. Trust us!

Program

This is a UFO retreat. There will not be an instructor. You will also receive a block kit to prepare for the retreat.

Bring your hand work to attend a late night sewing circle if interested.

Merchant Market will be available on Friday after dinner and before wine and cheese reception

We are asking for donations for the silent and Aline style auctions. Some of the proceeds will go to Camp Trillium.

There will be three mini Workshops offered. You may choose to participate in none, one, two or all three. More detailed supply lists will be provided with your booklet

A. Friday afternoon – Fiber Art Scarf

Teacher - Bonnie Greenwood

There will be a kit fee for this workshop. You will use sulky products to create a unique thread project.

B. Saturday morning – Paper Pieced Wallhanging

Teacher - Sue Baldauf

This is a scrappy project which can be made using fabric from your stash.

C. Saturday afternoon – Simple Slouch Bag

Teacher – Joanne Beard

You will need to bring 8 fat quarters (or 2 squares of fabric 36”) to create a large, slouch bag.

Your Costs – only...

A. Double room - \$170 each person.

B. Single room - \$210 (limited number available)

+ \$5.00 for non-members for a temporary membership to be included in insurance coverage.

Payment Details

1. All registrations require a \$70 deposit

2. Early Bird – full payment by Dec. 14 qualifies for a draw for \$50 credit for retreat

3. Instalment Plan – post-dated cheques

Double- \$100 Feb. 9, 2017.

Single - \$140 Feb. 9, 2017.

NSF cheques will be charged \$35.

Refunds – at the discretion of the BHQG retreat committee

Contact – Joanne Beard, beards@cogeco.ca