

Brant Heritage Quilters Guild presents ...

Once Upon a Quilt



General Admission: \$7.00

Quilt Expo 2018

Children Under 12 Free

FEATURED ARTIST : ROSELINE DUFOUR

Friday October 19th - 10 am to 7 pm & Saturday October 20th - 10 am to 4 pm

Best Western Plus - 19 Holiday Drive - Brantford, Ontario

quilters walk of fame • quilt on a stick • opportunity quilt • challenge
quilt display • quiltique • vendors • tombola

www.brantheritagequiltersguild.com



BHQG

BRANT QUILTERS VOICE

October 11, 2018

<http://www.BrantHeritageQuiltersGuild.com/>



OCTOBER PROGRAM

Our **Quilt Expo 2018** will be coming to a close in the next few weeks and we, the quilters, will passionately seek new ideas and techniques to create our work of art. Our October trunk show presenter will be Louise Hamilton. Her quilts are fun to make and produces special effects especially the 3D labyrinth. Louise is from southern Ontario and has given many workshops showing her techniques...

A fun evening is guaranteed for all!

Roseline Dufour, Program Chair

SEWCIAL takes place between 11 AM and 4 PM. Please start cleaning up your stations at 3:30 PM as the doors will be locked at 4 PM, as per the requirements of our insurance agreement. Doors will open up again for the meeting at 6 PM.



DEMO

At our October meeting from 6:45 to 7:00 in the kitchen, Cathy Eagles will present "Sew 'Em, Chop 'Em, and Sew 'Em Again - Part 1 of 3 themed a four-patch and look at different possibilities!"

ACQUILT GO CUTTING MACHINE AVAILABLE At SEWCial

There will be an Accuquilt Go machine for members' use, during SEWCial if requested **BEFORE THE MEETING**.

If you wish a certain cutting die to use, let us know and if we have it, we will let you know and bring it to SEWCial. It will not be available if not requested.



DID YOU KNOW...

- ⇒ Oktoberfest began on October 12, 1810 with the marriage of Crown Prince Ludwig who later became King Ludwig 1. His marriage to Princess Therese von Sachsen-Hildburghausen was celebrated in Bavaria. Festivities lasted till October 17. Public celebrations ended with a horse race.
- ⇒ In October, we celebrate WALK TO SCHOOL DAY – an effort to have kids become healthier by walking to school.
- ⇒ October 6 is World Cerebral Palsy Day.
- ⇒ October 8 is Thanksgiving Day in Canada. It celebrates the harvest and the blessings we have received throughout the year.



- CHECKLIST**

 - ✓ Wear your Name Tags
 - ✓ Find the thimble
 - ✓ Pop / beer / cat food tabs collection
 - ✓ BOM
 - ✓ Cuddle Quilts / Outreach – Take a kit home
 - ✓ 50 / 50 Draw: \$1 a ticket, 3 for \$2
 - ✓ **SHOW OFF YOUR SHOW & TELL** (sign up sheet)
 - ✓ Library opens at 6:15 PM & also at SEWCial
 - ✓ **BHQG QUILT EXPO OCTOBER 19-20, 2018**
 - ✓ Demo in the kitchen area at 6:45 PM.

SEWCial Please join us on October 11 at 11AM till 4 PM, at St George United Church. A dedicated time to sew without interruption. There is space to pin baste or spray baste your quilts, get help, learn techniques or just sew.



HAPPY BIRTHDAY OCTOBER

Liz Catherwood	Barb Christianson
Becky McAlister	Rhonda Moffatt
Sharon Parker	Wilma Schuit Gay Spong



WELCOME NEW MEMBERS AND GUESTS

Please turn to the person on both sides of you and introduce yourself. Make our members and guests feel welcome.

Welcome new members: Linda & Keith Baldrey

NEWSLETTER DEADLINE

Deadline: 20th of each month
NEXT DEADLINE: October 20 for the November issue.



We solicit articles & request that they be kept to a 1/4 page / 200 word maximum.

BHQG QUILT EXPO 2018 MEETING

Tuesday, October 16, 5:30 PM
 Brant Mutual Insurance Community Room
 20 Holiday Drive, Brantford

BHQG EXECUTIVE MEETING

Tuesday, October 16, 6:30 PM
 Brant Mutual Insurance Community Room

CUDDLE QUILT / OUTREACH

FIRST TUESDAY OF EACH MONTH
 at Rica Maguire's home



PRESIDENT'S CORNER

As I write this, I am in the land of official Oktoberfest in Germany/ Austria where, in fact, this beer festival occurs in the month of September.

Fall colors are everywhere.

Happy sewing to all our Brant members as we finish up things and prepare for the Quilt Expo 2018. I will be back to celebrate Thanksgiving with my family. Happy Thanksgiving to everyone.

Sue Baldauf, President




JOB VACANCIES

BHQG is looking for individuals to fill the following positions. If you are interested please speak to Roseline or email her at

roselineduf@hotmail.com

- ⇒ Program coordinator 2019
- ⇒ Publicity



OFFICERS 2018-2019

President	Sue Baldauf
Past President/Nominations	Roseline Dufour
Vice President	Becky McAlister
Recording Secretary	Stephanie Nemeth
Treasurer	Anne Maguire
Membership Greeter Social Correspondence	Aline Chan/Laurann Bivens/Sue Green Joan Tressel Stephanie Nemeth
Program Committee Chair	Roseline Dufour / Sarah Yetman
Workshop	Lorraine Gerald / Loren Forrest
Newsletter Editor	Aline Chan
QUILT EXPO CHAIR 2018	Roseline Dufour

COMMITTEES

Retreats / Bus Trips	Kim Callaghan
Library: Kim Callaghan	Susan Archer, Rena Robinson
Quilt Racks	Sue Baldauf
Outreach: Cuddle Quilts	Rica Maguire, Stephanie Nemeth
Touch Quilts	Loren Forrest / Pennee Ingram
Historian	Roseline Dufour
Photography	Pam Turner / Rose Marie Robinson
Publicity/Info to CQA	Rose Marie Robinson
Quilt Documentation / Archives	Carol Hunter-Ward
Social	Mary Connan
Pop Tabs	Bonnie MacDonald
50/50 Draws Anne MacFarlane	Gay Spong / Alice Farrenden
Block of the Month	Laurann Bivens
Special Projects—Regular	Quilt Expo Projects
Scholarship	Sue Baldauf
SEWcialS	Aline Chan / Kim Callaghan
Webmaster	Aline Chan

**Find the
Perfect Quote
for Your Quilt
Label**

**50 quilting
quotes for all
occasions**

*"The best kind of sleep
beneath Heaven above
Is under a quilt,
handmade with love."*

QuiltersDiary.com

Replacement Guild Lanyards \$6

THE HIDDEN THIMBLE

Find the hidden thimble in the newsletter. EMAIL Aline or leave a note at the Membership Table, telling where it is located and you will be entered into a draw to win a prize. You have to be present at the meeting to be eligible for the prize draw.

SEPTEMBER WINNERS!

- FIND THE THIMBLE: Dorothy Balsdon
- DOOR PRIZES: Cindy Taylor
Deb Shaw
- LIBRARY: Pat Mitchell
- 50 / 50 DRAW: Lorraine Gerald

Congratulations

OF INTEREST TO QUILTERS

WORLD OF THREAD FESTIVAL Queen Elizabeth Park Community and Cultural Centre .Oakville. International festival of contemporary fibre and textile art, featuring 303 artworks by 65 artists from 9 countries. October 13 to Nov. 25
<http://www.worldofthreadsfestival.com/>

LONDON FRIENDSHIP GUILD—QUILTS FOR ALL SEASONS
 Oct 19:10 AM – 6 PM and Oct 20: 10 AM- 4PM
 Oakridge Presbyterian Church

ONCE UPON A QUILT—BRANT HERITAGE QUILTERS GUILD
 Brantford Best Western Hotel & Convention Centre
 October 19, 10AM—7 PM
 October 20, 10 AM—4 PM

TWISTED SISTERS QUILT SHOW, Ajax Community Centre
 Nov. 3 10 AM—Nov 4 @ 4 PM.

MISSISSAUGA QUILTERS GUILD 40TH ANNIVERSARY GALA
 Credit Valley Golf & Country Club, Nov 15, 6 PM.

SPRING RETREAT MARCH 29-30-31, 2019 Five Oaks Retreat Centre 1 Bethel Road, Paris ON

For those who have never attended our retreat at Five Oaks, you are in for a treat!

- ◆ We are in one building.
- ◆ Rooms come as doubles with a limited number of singles.
- ◆ Stay up late at night or wake in the wee hours of the morning without the worry of having to walk to your cabin in the dark. There is free WIFI in the building so feel free to bring your laptop or tablet. Bed linens and towels are also provided and the beds are twin size with regular mattresses.
- ◆ The meals are catered by The Colborne Kitchen and you are in for a treat.

We will begin registration in December with double room at \$265 and a single \$295. You can pay in full or in 3 post-dated cheques. The deposit is due in December - \$65 for double & \$95 for single , and with a \$100 cheques dated January 1st & February 1st. <http://www.fiveoaks.on.ca/>

BHQG

BHQG PINS - \$5 only

Proudly wear a BHQG Guild pin.
 Please see Membership to purchase one.



BOM with LAURANN

THERE IS STILL TIME TO SIGN UP FOR THE BLOCK OF THE MONTH.

Laurann

Lmgilchrist@rogers.com

⇒ **SPRING RETREAT: Chapter 29**

March 29, 30, 31 / 2019

FIVE OAKS

1 Bethel Road, RR#, Paris ON



⇒ **ONCE UPON A QUILT
 BHQG QUILT EXPO 2018**

October 19 - 20, 2018

Best Western Plus

'THINKING OF YOU' cards

If you know of a Guild member who is in need of a card for illness, sympathy or 'thinking of you', please let Stephanie know.

stephanieandbob@hotmail.ca



BRANT HERITAGE QUILTERS GUILD publishes the *BRANT QUILTERS VOICE* ten times a year. Editor: Aline Chan

We welcome editorial contributions and submissions. You may email submissions to alinchan@rogers.com

Advertising Policy: Advertisement of a product or service does not indicate endorsement by the publisher. Publisher does not assume any responsibility by warranty or otherwise with respect to products or services advertised.

SIGNING OF THE MEMBERSHIP APPLICATION AND CHECKING THE APPROPRIATE BOX gives us permission to send you Guild-related notices / announcements. To unsubscribe, please email the editor with the words 'unsubscribe' on the subject line.

PROOF-READERS: Sue Baldauf, Anne Maguire, Gwen Brewer, Roseline Dufour, Becky McAlister.

PARIS FAIR SPONSORSHIP by the BHQG

Congratulations to the three BHQG members who won ribbons (and prize money) at the recent Paris Fair – **Dianne Dixon, Rica Maguire and Barb Minutillo.**

Our guild has been proudly sponsoring Paris Fair classes for many, many years. This sponsorship supports the Fair and helps to serve many of the purposes of our guild. It promotes participation in community events, promotes quilting and needlework as an art and encourages participation in the making and appreciation of quilting.

BHQG memorializes members who have passed, by dedicating classes in their names.

The results of sponsored sections in Handicrafts Class G430 of the 2018 Paris Fair are:



SECTION: 23 Quilted autumn wall hanging. In memory of Betty Stephenson.

of ENTRIES: 5

WINNERS:

1. Amy Quinn
2. Margaret Fielding
3. Arendina Degraaf

SECTION: 47 Wall hanging art quilt. In memory of Pat Pybus

of ENTRIES: 4

WINNERS:

1. Arendina Degraaf
2. Rica Maguire
3. Not awarded

SECTION: 48 Crib quilt. In memory of Carol Bishop

of ENTRIES: 10

WINNERS:

1. Kathy Wagner
2. Judy Howse
3. Amy Quinn

SECTION: 63 Quilt – Exhibitor's Choice –minimum perimeter 324"

In memory of Patricia Ryckman-Fleming.

of ENTRIES: 2

WINNERS:

1. Peggy Nagle
2. Betty Gilbert

JUNIOR DEPARTMENT CLASS G530

SECTION: 39 Pieced flimsy at least 36" x 45"

of ENTRIES:

WINNERS:

1. Melissa Condie
2. Emma Fielding

SECTION: 40 Any quilted item – pieced or panel

of ENTRIES:

WINNERS:

1. Alyssa Leslie
2. Emma Fielding
3. Kara Sickle

Paris Fair Raffle Quilts
(donated by our Guild)

Dale Sharp of Hespeler won the
"Oh Canada" lap quilt.

York Eidt of Waterloo won Sue Baldauf's
quilt "Working in Black and White with
Red #1"

BHQG and PARIS AGRICULTURAL SOCIETY thank the many talented people who participate.

BHQG WORKSHOP

Questions? Contact Lorraine Lmgeraldi@gmail.com

I am sure that everyone is working super hard to complete all their items for the Quilt Show therefore we will not have a workshop in October.

In November, we will all be concentrating on getting our Xmas gifts and projects completed. We will hold our first UFO Workshop of the year on November 3rd.

PLEASE NOTE THE CHANGE OF VENUE.

UFO WORKSHOP

Date: November 3rd.

Time: 10 AM til 4 PM

Place: Brant Mutual Insurance Bldg., Holiday Inn Drive
(back entrance, lower level)

Bring your lunch and we will have a great day of sewing.....



NEW LOCATION:

BRANT MUTUAL INSURANCE COMPANY
20 Holiday Drive
Brantford, Ontario N3R 7J4

BRANT HERITAGE QUILTERS GUILD was a recipient of the Arthur Binkley Award, 2018.

This award was established in 2008 to recognize a company or an individual who has demonstrated exemplary service and made a significant contribution in furthering the goals and objectives of Brant Family and Children's Services and/or Brant Family and Children's Services Foundation.

Red Red Bobbin Quilt Shop, Brant Heritage Quilters Guild and Paris Quilting Bees have been chosen as this year's recipients.



OUTREACH CHARITY TOTALS 2018

Check here every month to see the total progress BHQG Outreach Committee is making during 2018 by quilting gifts for various charities in our community.

If you would like more information on making items for OUTREACH, please speak to Rica Maguire or send her an e-mail: 1maguire1@rogers.com

Quilts	Taggy Blankets	Burp Towels	Pillowcases	Placemats	Bibs	Touch Quilts
52	20	13	11	60	2	41



QUILTS OF VALOUR:

Contact: Elizabeth Verticchio
elizabeth.verticchio@quiltservalour.ca

TOUCH QUILTS

Touch Quilts are often referred to as Fidget Quilts.

Contact our coordinator Loren Forrest at

Lforrest52@hotmail.com

Loren's assistant, until she returns, will be Pennee Ingram.

penneeingram@gmail.com

Loren would like to thank all those who are making Touch Quilts.

You are doing a great job!



LIBRARY NEWS

Hello Fellow Quilters!

Your library has 3 books for you this month:



Mini Quilts by Jodie Davis & Jayne Davis - fresh, fun patterns to quilt in a snap!

Summer at the Lake Quilts - by Susan Maw & Sally Bell - quilts, bags & more!

Pin Cushions & More - make 14 collectible pincushions & 3 bonus needlebooks (what a great idea for that quilting friend!).

Should you wish to put any of these books on hold or have a request for a certain book, please send an email to:

kim_quilts@outlook.com

Your Library team,

Kim Callaghan kim_quilts@outlook.com

SEPTEMBER SHOW & TELL

Sue Baldauf - Pink quilt, black and pink bag

Dianne Dixon - Quilt, Pin Cushion, Hexi, Sad Hat

Susan Clark - 2 'shirt' quilts

Linda Raney - Hexie Quilt

Linda Baldrey - Labyrinth quilt

Rica Maguire - N.C.W. # 34



OUTREACH




HOW TO ADD A HANGING QUILT SLEEVE TO YOUR QUILT OR MAKE A LABEL

<http://www.quiltweek.com/hanging-sleeve-instructions/>

Quilty: how to make a quilt label - YouTube:


<https://www.youtube.com/watch?v=aftIOib6qBQ>

Or you can buy iron-on labels as the sample on right.



2018—2019 BLOCK OF THE MONTH

SEPTEMBER BLOCKS in a different colour way.



GUEST SPEAKER, BONNIE WILSON'S QUILTS





ONCE UPON A QUILT - QUILT EXPO 2018

SHOWTIME IS ALMOST HERE!

When is Quilt Expo 2018? It will be held October 19-20, 2018

Less than a month and we are embarking on our so anticipated **Quilt Expo 2018**. Here is the schedule for our Quilt Expo 2018:

Thursday October 18

11:00 - 1:00 Members bring the quilts, quiltique items, items for display and other at the Best Western Plus. We ask members not to stay unless they have been ask to by Kitty or the chair of a committee. This is to ensure safety for all as the poles and others are being set up. As we have no storage space, we ask the members to bring back with them any bags or containers in which their quilts were stored in.

Friday October 19th

10:00 – 7:00 Doors open to the public.

Saturday October 20th

10:00 – 4:00 Doors open to the public

4:00 – 5:00 Take down of the BHQG display and readied for distribution to the members.

5:00 – 6:30 Members come & retrieve their quilts and other items that were delivered to the BHQG, with their receipts.

7:00 - BHQG vacates Best Western Plus

Other information

Please bring your Quilters Walk of Fame, Tombola item and/or Quilts on a Stick at the October Meeting.

Kitty and Lorraine will be informing the members of their volunteering shifts at the October BHQG meeting.

Aline will be distributing the tags, red ribbons and others to the members who are showing their quilts in **Quilt Expo 2018**.



SHOW AND TELL



HOW TO HANG YOUR QUILT IN A QUILT SHOW

<http://www.inquiringquilter.com/tutorialblog/2015/9/9/preparing-your-quilt-to-hang-in-a-quilt-show>

A quilt is not just something you place on a bed or snuggle in while sitting by a fire. A quilt can also be a piece of art proudly displayed on a wall. There are about as many ways to hang a quilt as there are different types of quilts.

Most quilt shows require you to sew a 4" sleeve to the back of your quilt for hanging. This kind of sleeve is called a D sleeve because it poofs out like the letter D. The "poof" provides just the right amount of space to accommodate the hanging rod while allow your quilt to hang nice and straight.

You can save a bit of handwork if you attach a sleeve before you attach the quilt binding. Of course, this will make the sleeve a permanent part of the quilt. You can also attach a sleeve after a quilt has been quilted and bound. Such a sleeve can be temporary or permanent.

1. **FIRST, CUT A PIECE OF FABRIC THE WIDTH OF YOUR QUILT MINUS 1" X 10" WIDE.** The extra 1/2" will give you the room you need to attach the top of the sleeve under the binding.
2. **FOLD OVER EACH OF THE SHORT ENDS BY 1/4", THEN FOLD OVER AGAIN.**
3. **SEW THESE FOLDED ENDS DOWN TO CREATE A HEM AT EACH END OF THE SLEEVE.**
4. **FOLD THE SLEEVE LENGTHWISE SO THAT THE WRONG SIDES ARE TOGETHER (WST) AND THEN PRESS, CREATING A NICE CRISP FOLD AT THE BOTTOM OF THE SLEEVE.**
5. **OPEN THE SLEEVE UP, THEN FOLD EACH EDGE TO THE CENTER CREASE AND PRESS AGAIN.**
6. **OPEN THE SLEEVE UP AGAIN, FOLDING IT IN HALF AND MATCHING THE RAW EDGES. PRESS THIS SEAM OPEN.**
7. **LAY THE SLEEVE FLAT ON A TABLE, SO THAT BOTH CREASES ARE FLAT AND THE SEAM IS UNDERNEATH. SEE HOW THE SLEEVE LOOKS LIKE THE LETTER D?**
8. **PIN THE SLEEVE AT THE CREASE, 1/2" FROM THE TOP OF YOUR QUILT.**
9. **HAND-SEW THE TOP AND BOTTOM OF THE SLEEVE TO THE QUILT.**



www.CherishedPieces.com

519.842.2658

Cherished pieces™
For Quilters & Sewists

133 Broadway St. Tillsonburg ON

Tuesday-Friday from 10-4 | Wednesday until 5 | Saturday from 9-3

Monthly Specials • Weekly Features • Classes • Upscale Retreats

THE QUILT PLACE

HEATHER STOCK
519-625-8435
heather@thequiltplace.ca
www.thequiltplace.ca

*Fabric, Quilting Supplies,
Ready & Custom Made Quilts*

3991 Perth Rd. 107, Box 223, Shakespeare, ON N0B 2P0

The Sewing Machine Spa

Wendy Sutherland
Certified Sewing Machine Technician

194 Banbury Road
Brantford, Ontario
(519) 304-4292
sewingmachinespa@icloud.com

Make an appointment for your tune up and
bring the joy back to your sewing.

 *Heirloom Treasures
Creative Sewing Studio*

*Fine fabrics, patterns, books & designs
Innovative notions & sewing supplies
Quilting, machine embroidery & heirloom classes*

132 Governors Rd E Studio Hours: Wed 10 - 2
Paris, ON N3L 3E1 Thurs - Sat 10 - 5
519-774-5164 (closed Saturday on holiday weekends)



HS Hamilton Sewing



All longarms purchased from Hamilton Sewing include unlimited assistance and free timing reset for as long as you own your machine. We are expanding with 1000 sq ft class room so I'm looking for **teachers** to do sewing, quilting and embroidery **classes**. Please **contact me** at michele@hamiltonsewing.com, by Phone or visit my store.

1564 Main Street West, Hamilton, Ontario

905 527 6794

Country Patchworks Fabrics and Quilts

DEBBRA EDDY

Owner

515533 11th line
R.R. 3, Woodstock, ON N4S 7V7

519-537-8753
debbraeddy@hotmail.com
www.countrypatchworks.ca



Village Square Quilt Shop

Fabric, Classes, BOM, Mystery Quilt

Unit 50 - 422 Pearl Street

Burlington, ON L7R 2N1
www.villagesquarequilts.com

905.681.2256 vsqs@outlook.com



PLEASE SUPPORT OUR ADVERTISERS