



Special Edition

Welcome to our BHQG October 2020
meeting

We miss all of you!

As we all know, the Covid 19 situation will not permit us to meet face-to-face for quite a while.

Nevertheless you will now be able to see **Trunk shows, Demos, Challenges, Round Robins** and so forth from our *BHQ guild* by means of our monthly newsletter. Send an email to any member of the **BHQG** Program Committee to tell us what you think about the *Special Edition* and how we can improve. Who are they? Read the **BHQG newsletter** to find their names.

In this **October** edition you will see:

- 1) **nEW IN THE qUILTING WORLD**
- 2) How to find calm in this difficult time.
- 3) Preview of **BHQG** November meeting
- 4) Demos- Disappearing Nine-Patch: Linda Baldrey
- 5) Mug Rug Challenge
- 6) **BHQG** Christmas Cookie Recipe Share
- 7) Interview with our Featured Quilter - Alice Farrenden

nEW IN THE qUILTING WORLD

Every time we turn around, something new has been added to our quilting tool box. We all know that to buy all of these it can become costly. Here are some less costly tools we have added to our boxes. These 'tools' were not meant to be used the way they were intended to be purchased for but have become a great asset to us.

- A **nail sorter** box found at any hardware store (even dollar stores) can be used to sort out your appliqué prepared pieces.
- A **compartmentalized jewellery box** can be used to sort out your buttons and other small embellishment pieces.
- A **dart tip** can be used as a stiletto.
- **Parchment paper** can be used as protection for your ironing table or your iron when pressing fusible or stabilizers.
- A **scrub brush** (not the coarse ones) can be used in a circular fashion to remove fluff from your cutting mats.

- ◆ **OCTOBER SEWcially Distanced Calendar**
- ◆ SEWcial—limited to 10 at St George Church
- ◆ Workshops are suspended until further notice
- ◆ No 'in person' Cuddle Quilt gatherings
- ◆ No 'live' Guild Meetings or Executive meetings
- ◆ Spring Retreat postponed to Spring 2021
- ◆ President's HOUSE Challenge....see past newsletters for instructions
- ◆ Corona Quilting Challenge - continue working on your projects—check previous newsletters for info
- ◆ Keep saving your pop tabs for Bonnie M
- ◆ Watch out for upcoming BOM
- ◆ Keep the 2022 quilt show in mind

HAPPY OCTOBER BIRTHDAYS

Liz Catherwood	Barb Christianson
Tatjana Esseltine	Becky McAlister
Rhonda Moffatt	Sharon Parker
Gay Spong	Tricia Williams



October DEMO

by Linda Baldrey

Program Committee Member

Disappearing Hourglass Block

Info in this newsletter

NEWSLETTER DEADLINE FOR NOVEMBER ISSUE

NEXT DEADLINE: OCTOBER 20

We solicit articles & request that they be
kept to a 1/4 page / 200 word maximum.



BHQG EXECUTIVE MEETING

Virtual Meetings as arranged.

CUDDLE QUILT / OUTREACH

No Cuddle Quilt Meetings DURING Covid-19



President's Corner

Hi everyone,

I really miss seeing all of your beautiful faces laughing and smiling so here's a joke I just heard so I can pretend.

What do you call a group of quilters? A block party!

As with many other activities, we continue to be stuck in a holding pattern, waiting for the day we are able meet in person again. Our executive and numerous committees have been continually meeting, planning and replanning in anticipation of that date and trying to keep things fun and informative in the meantime.

I have a couple of special thank you's: to our Program Committee for their efforts in giving us our monthly program in newsletter form; and to Roseline Dufour and Susan Baldauf for organizing the trial Sewcial which will help us when we can have a larger meeting.

Thank you all, stay safe, and happy quilting.

Becky

Quilt Expo 2022

We are looking forward to 2022, when we aim to continue to promote the art of quilting in our community. In order to get ready, we ask you to start by being part of this project.

When we finally come out of this pandemic, we want to show people that quilting helped us physically, mentally and socially.

Why not use this isolation period to make quilts for our exhibit and to use your creativity to sew up projects to be sold in Quiltique? These are just two of many activities in our Quilt Expo 2022. We will inform you of this project during the coming months and how we will proceed, keeping in mind the many restrictions before us. Stay tuned as we are enthusiastically starting the process of organising our Quilt Expo 2022.



OFFICERS 2020-2021

President	Becky McAlister
Past President/Nominations	Sue Baldauf
Vice President	Susan Clark
Recording Secretary	Stephanie Nemeth
Treasurer	Lorraine Giraldi
Membership / Front of House	Aline Chan
Program Committee Chair	Joan Tressel / Roseline Dufour
Workshop	Kelly Kerrigan / Brenda Konyu
Newsletter Editor/Webmaster	Aline Chan

COMMITTEES

Spring Retreat	Jackie Kaye
Library	Kim Callaghan / Asst Susan Archer
Quilt Racks Committee	Sue Baldauf
Community Outreach	Rica Maguire / Stephanie Nemeth
Touch Quilts	Sue Baldauf
Historian	Roseline Dufour
Photography	Ofelia Escareno
Publicity/Info to CQA	Sarah Yetman
Archives	Carol Hunter-Ward
Social	Mary Connan
Pop Tabs	Bonnie MacDonald
50/50 Draws	Jackie Kaye / Linda Bodkin
Block of the Month	Sue Baldauf
Bus Trips, Fall	Roseline Dufour
Scholarship	Sue Baldauf
SEWcialS	Sue Baldauf / Roseline Dufour
Demos	Cathy Eagles & Linda Baldrey
Special Project	Roseline Dufour
Greeter	Joan Tressel
Membership	Sharon Hamilton / Janet Perrodou



Remember the President's 'HOUSE' Challenge!

BRANT HERITAGE QUILTERS GUILD publishes the *BRANT QUILTERS VOICE* ten times a year. Editor: Aline Chan

We welcome editorial contributions and submissions. You may email submissions to alinchan@rogers.com

Advertising Policy: Advertisement of a product or service does not indicate endorsement by the publisher. Publisher does not assume any responsibility by warranty or otherwise with respect to products or services advertised.

SIGNING OF THE MEMBERSHIP APPLICATION AND CHECKING THE APPROPRIATE BOX gives us permission to send you Guild-related notices / announcements. To unsubscribe, please email the editor with the words 'unsubscribe' on the subject line.

PROOF-READERS: Sue Baldauf, Anne Maguire, Gwen Brewer, Roseline Dufour, Becky McAlister.

BHQG SEWcial

Ten of our members have registered into this limited enrolment event at the St George Church, for October 8.

As in the past, they will bring their sewing machines and work on their own personal projects, enjoying each other's company while maintaining social distancing and following strict protocol for health safety.

It will be exciting to hear about their experience. If we continue this event again next month, please consider signing up. We would like to give this opportunity to as many of our members as we can.

Sue B, Convenor



OUTREACH

Double Wedding Ring Quilt

We had this special quilt donated by Sharon Hamilton, quilted by Bonnie Kelly with binding by Rica.



This flimsy was donated by Sharon Hamilton. Work is under way to complete this one.

Hi BHQG!

We donated a lovely fall coloured quilt to Winona townhouse fire victims. Also 20 pillowcases, table runner, and 4 table toppers. They were very well received by Debbie Allen. She will be presenting them to the fire victims in October. Thank you to all who contributed.

Rica Maguire

PS: Aline also donated a quilt on the Guild's behalf and quilted a flimsy that the Haldimand Quilters made.

HAPPY 93RD BIRTHDAY TO MARGARET WILLSON

Margaret is now in a nursing home and until she went there a few months ago, she was a participating member of our Guild. We remember vividly her contribution to the mini quilts we made to celebrate Canada's birthday.

Linda Raney sends the newsletter to the nursing home and the nurses read them to her. Our members who are over 80 years old get a free membership and Margaret considers herself part of the guild.

Linda delivered a large quilt that the guild members had made for Margaret's bed, and a lap quilt made from her beautiful butterfly fabric—Margaret says she will treasure them.

Over the phone, she said loudly and clearly... 'thank you'!

The kindness of the members who make these quilts touch so many lives.

Margaret has been looking forward to receiving birthday cards from our members.



Please remember to make MUG RUGS for outreach. We need 110. Any theme any colour. Size 6" x 8" to 7" x 9".



How To Find Calm In This Difficult Time!

And How Do You Stay Calm After Being Bombarded With Negative News Or Even Negative Opinions From Your Friends. With All The Negativity In The World It Is Easy To Be Consumed By It. Here Is A Trick To Find Calm In This Difficult Time, That Joan Has Been Using For As Long As She Can Remember.

At The End Of The Day, Think Of 3 Blessings, 3 Happy Things, or 3 Beautiful Things, Etc. That You Have Seen Today. Write Them Down Or Simply Quiet Yourself While Thinking Of Them. It Is Amazing How Much Good There Is In Any Given Day.

Preview of BHQG **November** Meeting

Christmas Ornament or quilted item [Make and Take](#)

Christmas Cookie Recipes

Demo with Cathy

How To Find Calm In This Difficult Time

nEW iN tHE qUILTING wORLD



Who are the members of the BHQG Program Committee?

Joan Tressel --- chairperson

Roseline Dufour ----co-chair

Janice Ferguson - secretary

Judy Taylor

Leela Chan

Keith Baldrey

Linda Baldrey

Catherine Eagles

MUG RUG CHALLENGE

Deadline: November 14th

Every year in November, we ask our members to make mug rugs for people in the community who receive prepared meals in their homes. For many, these are the only gifts they get at Christmas.

This year, Outreach is hoping to receive 110 mug rugs. Can you help out? Approximate dimension: 7" X 9", bigger than a coaster but smaller than a placemat.

- ◆ For each mug rug that you make, you will get a ballot for four surprise draws.
- ◆ You may drop off at Rica's home.
- ◆ An alternative drop off point will be announced in the November newsletter.





It's time to get ready for our first BHOG Christmas Cookie Recipe Share!

This year the festivities get underway with a bit of old fashioned

Homemade Baking, just in time for the holidays!

Do you have a family favourite cookie recipe that is a real crowd pleaser? You are invited to submit one of your all-time favourite cookie recipes that you think our membership may enjoy. Each recipe will be reviewed and five will be selected to be featured in our November Special Edition Newsletter!



We ask that you submit your recipe to our Santa's Helper,
Janice at geojanferguson@gmail.com by October 9th

in time to be shared in our November Special Edition Newsletter

FEATURED QUILTER

WHAT A TREAT! This month the Program committee presents to you one of our own avid quilters who indulges in quilting from the early morning hours until she readies herself for bed. She is the oldest member of *BHQG* at the age of 91. As she says 'I am not old only un-young'. You will see through her trunk show her passion for quilting and her exquisite work. We present: **ALICE FARRENDEN**



I am 91 years young and am passionate about quilting. This art form has interested me all my life.

True I have sewn all of my life. At first I did sew my own clothes and did various crafts. By the way, knitting was my first love. But in 1985, I attended a night class at Barton High School in Hamilton where I fell in love with quilting. My life was transformed forever.

My first ever quilt was a *Double Irish Chain* quilt (not the easiest pattern to do). I was hooked and have not looked back since.

Today, I will show my quilts but mostly the ones I have been working on since Covid-19 invaded our world. Quilting saved my sanity during our isolation. We will get through this and why not rely on our skills to lift this burden from our souls.



I like using different sizes of Squares and have created these oversized blocks that I put on points. The sashing make my blocks pop.



Here is the same pattern as the previous but with a different colour scheme.

I am amazed to see how using different colours I can achieve a different look.




This star pattern was challenging to do but I managed to get my seams to match up.

Alice Farrenden, Continued....

Here is another example of a similar pattern but a different colour scheme.



I believe this pattern is called *Disappearing Nine Patch*.



My trusted companion, Little Bit is seen enjoying my latest quilt.



When I was able to I liked to do a great deal of handwork. Here are samples of ruching, embroidery stitches and other techniques.

I give my quilts to different organisations like Quilts of Valor, Victoria Cancer Quilts or friends who are in need of getting one. One was given to a friend's daughter who needed money to pay for a school trip. By raffling this quilt, she was able to achieve her goal.

This butterfly quilt was made in our *BHQG* workshop.





I can be seen doing baby quilts with my scraps...

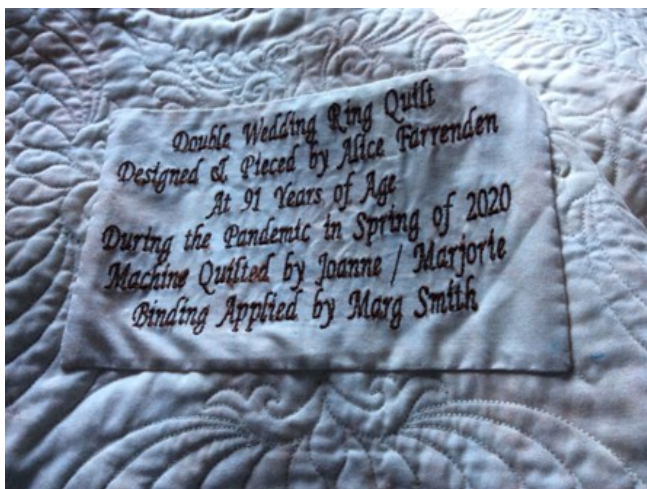


And a pattern that I did not really care for. But deep down, I know someone is going to appreciate getting a quilt.

I contributed to a group project that we had done in my Monday sewing group (before CoVid-19)



But by pride and joy were the two **Double Wedding Ring** quilts that I made during isolation. My mind was occupied and I enjoyed the challenge that this pattern gave me. I cannot stress how important it is to keep the mind occupied in order to thwart ill health.



Labels are very important on a quilt. Read mine to see who contributed at each stages of its creation.




Alice continued...

This quilt will be given to my niece who unfortunately had to put a hold on a wedding this past summer. I am presently working on many more quilts. Here is an overview.



Tablecloth



Outreach Quilt

What advice would Alice give to beginning quilters?

⇒ Stick with it. Overlook the little mistakes but if it is a big hole: Fix It.

What are your favourite tools of the trade?

⇒ My sewing machine, my rotary cutter and my ruler.

What is your favorite pattern in a quilt top?

⇒ Of all the patterns I have made, I particularly love the **Lovers Knot**.

Tell us about a positive experience that you have encountered during your quilting journey.

⇒ During the past 15 and more summers I have enjoyed assisting Aline in her Teen Quilting Academy. Because I worked with teens in my past life, this was a wonderful transition for me. I get so much enjoyment when I am able to help others.

And Alice what is under your machine sewing needle today?

A quilted rug

Thank you very much, Alice, for sharing your quilting journey with us. Your passion for quilting is very evident. Your enthusiasm and your hunger to continue challenging yourself is very infectious. I hope that members were motivated to try something new today.





(BHQG Program Committee Member)

Disappearing Hourglass Block.

Also found with Missouri Star and Teresa Downunder channels on YouTube.

1. Start with a layer cake (10" squares) of contrasting colour fabrics.

2. Take 1 of each fabric, right sides together and sew a 1/4" seam around all four sides. Fig A



3. Cut diagonally across in each direction.

Fig B



4. Open the four sections and press the seam to the dark side.

5. Square each of the 4 blocks to 6 1/2 inches. Fig C.



6. Sew the blocks together with 2 dark fabrics and 2 light fabrics pointing at each other to form a light and dark hourglass. Fig D (carefully match your seams and corners.) Press seams to the dark side. Your block will measure close to 12 inches depending on how accurate your 1/4 "seams are sewn.



7. You will now divide the large block into 9 equal segments. Start by making a cut 2 1/8" either side of the 2 centre seams.

Fig. E



8. Fig. F shows the block after the 4 cuts are complete. Small blocks have been separated for clarity.



9. Now the fun begins. Swap and or rotate blocks to make various combinations of blocks. Fig. G.



10. Sew blocks together in rows then sew the rows together into a large block. Fig. H.



Fig. I for my choice.




The two blocks in the upper right were cut "creatively" and therefore look different than the others.

Have a fun time. Linda Baldrey
(with a little interference from Keith)

OUTREACH



Strut your Stuff



Linda has two flimsies from her sample stash....the light one has " Garlic Knot " blocks, and the other is made of plaids. The other is a memory/t-shirt quilt.

Strut your Stuff

Have you been working on a project this month? Send Aline a photo of your flimsy or your quilted project before the 20th of each month so that the photo can be included in the next month newsletter. I know that I get inspired when I see other people's work. We are counting on you!

OCTOBER NEWSLETTER INSERT
"PEARLS OF WISDOM" our 30th retreat
March 26, 27, 28 - 2021

Hello fellow retreaters:

Because we are not yet having regular guild meetings, your retreat committee will be holding a pop-up registration in the back parking lot of the St. George United Church, on the morning of **Saturday, November 14, 2020**. Registration will commence at 10:30 AM until 12:00 noon. Please wear a mask & remember to remain 6 feet apart if possible.

Due to social distancing, overnight spaces for this retreat will be limited. Therefore we ask that you phone or e-mail Jackie Kaye as soon as possible at 1 (519) 484-2143 or at jackie.kaye123@gmail.com with your intent to register. Your e-mail date and time stamp or call will reserve your spot on a first come first served basis until actual registration can take place on November 14th. This will allow us to get a better feel for the number of people interested.

Single Room registration will again this year be \$295.00

\$95.00 deposit at registration* (cash or cheque)

\$100.00 post dated cheque (Jan. 1, 2021)

\$100.00 post dated cheque (Feb.1,2021)

Double Occupancy Room registration per person will again this year be \$265.00

\$65.00 deposit at registration* (cash or cheque)

\$100.00 post dated cheque (Jan. 1, 2021)

\$100.00 post dated cheque (Feb. 1, 2021)

Of course you can also pay in full at registration. There will not be an early bird draw this year as Kim Callaghan won it last year so it will be issued to her this year.

NOTE: If you choose to share a room, it is at the sole discretion of you and your chosen roommate. WE WILL NOT BE RANDOMLY ASSIGNING 2 PEOPLE TO A ROOM.

* We will this year be implementing a \$50.00 non-refundable portion of your deposit. The only way the deposit will be refunded is if Five Oaks cannot provide their services to us and THEY cancel.

Also different this year, we will be collecting donations for the Chinese auction at **REGISTRATION** on Nov. 14, 2020. We ask for only quilting related items (fabric, rulers, notions, patterns, books...).

You can print off the registration form at the end of the newsletter, fill it in and bring it with you to registration on Nov. 14, 2020 along with your cheque book and or cash. For those who do not have a printer, we will have blank forms at registration for you to fill out.

We know there have been many changes for us this year, and our retreat will be no different. We are implementing sanitizing measures for everyone's safety so that we may all have a fun at our well deserved weekend retreat.

Thanks to all in advance.

Jackie Kaye and Retreat Committee

See back page for registration form

SPRING RETREAT

Chapter 30
SPRING RETREAT 2021
"Pearls of Wisdom"



Five Oaks Retreat Centre, 1 Bethel Road, Paris ON
 March 26-28, 2021

Hooray! We are going forward with our Spring retreat! We have made arrangements to spread out into outlying rooms which will allow every participant to have their own six foot table.

Space may be limited if social distancing is still in effect. Therefore, keep these dates open.

Check out the registration form and further info in this newsletter. Looking forward to finally having fun!

Jackie Kaye and Retreat committee

Any questions—please feel free to send an email to jackie.kaye123@gmail.com

OUTREACH**WORKSHOPS**

Fingers crossed that we can resume our Workshops in the near future. We will try to reschedule the workshops that we had signed up for and had to cancel.



We have lots of great ideas for upcoming workshops .

Kelly Kerrigan & Brenda Konyu

Brant Heritage Quilters Advertising rates 2019

10 issues. Ad must be paid in full before appearing in the newsletter.

Classified Ad	(1 inch x 3 inch)	\$ 2.00 per insertion
Business Card	(2 inch x 3 inch)	\$ 4.00 per insertion
Quarter Page	(5 inch x 3 inch)	\$ 7.00 per insertion
Half Page	(7 inch x 5 inch)	\$15.00 per insertion
Full Page	(7 inch x 10 inch)	\$30.00 per insertion

'THINKING OF YOU' cards

If you know of a Guild member who is in need of a card for illness, sympathy or 'thinking of you', please let Stephanie know.



stephanieandbob@hotmail.ca

OUTREACH CHARITY TOTALS 2020

Check here every month to see the total progress BHQG Outreach Committee is making during 2020 by quilting gifts for various charities in our community.

Quilts	Burp Towels	Pillow-cases	Placemats	Baby Bibs	Mug Rugs	Stockings	Touch Quilts
78	54	35	23	18	63	5	8

If you would like more information on making items for OUTREACH, please speak to Rica Maguire or send her an email: 1maguire1@rogers.com

Thank-you to all who have made donations to the Outreach program, whether by quilts, flimsies, fabric, batting, etc.

We appreciate any and all assistance our members give, and at each meeting we have a variety of kits available on the Outreach table. Thank-you.

**QUILTS OF VALOUR:**

Contact: Elizabeth Verticchio
elizabeth.verticchio@quiltsvalour.ca
 Please leave any blocks or quilts at the QoV table.

TOUCH QUILTS

Touch Quilts are often referred to as Fidget Quilts.

Contact our coordinator:
 Sue Baldauf & Committee





Quilters, please stay safe & healthy!

Mail order available!

WE HAVE MOVED.... ACROSS THE STREET!



www.cherishedpieces.com

142 Broadway St. Tillsonburg, ON

519.842.2658

Happy birthday MARGARET WILLSON




SPOOLED ROTTEN
QUILTS

Longarm Quilting Services

Sarah Yetman • 519-732-5718
info@spooledrottenquilts.com
237 Bruce St., Brantford ON N3S 4Z8

Hamilton Sewing Special



Baby Lock Regalia

10 or 12 Foot Framed for Only \$11,995

Baby Lock's largest longarm machine yet! With 20" of workspace and a lighting-fast 2,500 stitches per minute, the Regalia is ready to easily finish quilts of any size.

1564 Main Street West Hamilton On. - 905 527 6794 - hamiltonsewing.ca

Hamilton Sewing Special



Baby Lock

Jazz II

Extension Table
(value \$149) Included

for Only

\$695

The Jazz II comes with everything a quilter would want, plus the features you need on a utility stitch machine to get the job done – all at an affordable price!

1564 Main Street West Hamilton On. - 905 527 6794 - hamiltonsewing.ca

 *Heirloom Treasures*
Creative Sewing Studio

Fine fabrics, patterns & designs
Innovative notions & sewing supplies
Quilting, machine embroidery & bag making classes

132 Governors Rd E.
Paris, ON N3L 3E1
519-774-5164

Wed 10 - 2, Thurs - Sat 10 - 5
heirloomtreasures01@gmail.com
 facebook.com/HeirloomTreasures132

Country Patchworks Fabrics and Quilts

DEBBRA EDDY
Owner

515533 11th line
R.R. 3, Woodstock, ON N4S 7V7

519-537-8753
debbraeddy@hotmail.com
www.countrypatchworks.ca



 **HEATHER STOCK**
519-625-8435
heather@thequiltplace.ca
www.thequiltplace.ca

*Fabric, Quilting Supplies,
Ready & Custom Made Quilts*

3991 Perth Rd. 107, Box 223, Shakespeare, ON N0B 2P0

REGISTRATION FORM - SPRING RETREAT 2021***"Chapter 30 – Pearls of Wisdom"***

March 26, 27, 28

Five Oaks, Paris

NAME: _____

ADDRESS: _____

EMAIL: _____

PHONE # HOME _____ CELL _____

EMERGENCY CONTACT: _____ PHONE: _____

Master Class with Aline? YES or No

Medical dietary needs: Dairy Gluten Vegetarian Other

Please provide details:

ACCOMMODATION: (please circle one)

Double - at your own discretion \$265 per person Share with? _____

Single ----- \$295 per person

Special Accommodation needs? Please provide details:**Payment details:**

All registrants require a \$65 deposit for double & \$95 deposit for single. (\$50.00 non refundable unless Five Oaks cancels)

Installment Plan – post-dated cheques:

January 1/2021 - \$100.00

February 1/2021 - \$100.00

Non-Members must pay a \$5.00 fee for a temporary membership. This is an insurance matter.

NSF cheques will be charged \$35.00

Refunds – at the discretion of the BHQG Retreat Committee

I hereby release the Brant Heritage Quilters' Guild from any loss, injury or damage of any nature including death while attending this retreat.

SIGNATURE: _____ DATE: _____

Contact – Jackie Kaye, e-mail: jackie.kaye123@gmail.com 1-519-484-2143