

BHQG

BRANT QUILTERS VOICE OCTOBER 2022

<http://www.BrantHeritageQuiltersGuild.com/>



Next General meeting October 13 in person St George United Church, 7 PM.

Doors open at 6:30 PM.

Masks are encouraged but no longer required and proof of vaccination has been paused.

We have members or family members who are immune compromised. Out of consideration, we encourage everyone to keep a safe social distance.

SEWcially Distanced Calendar

- ◆ SEWcial – 10 AM on our meeting day
- ◆ Cuddle Quilt / Outreach gatherings: as announced
- ◆ Keep saving your pop tabs for Bonnie MacDonald
- ◆ Five Oaks – November 17 – Special Project
- ◆ TGIF Club – details in the newsletter
- ◆ Demo by Cathy at 6:45PM before meeting starts

◆ OCTOBER 13

Our October trunk show speaker is *Naomi Smith*. Born in Kitchener, Ontario, Naomi is a member of the Chippewas of Nawash Unceded

First Nation. One of thousands of

Indigenous children removed from their families by the Canadian government during the Sixties Scoop, she was taken from her mother at 8 weeks of age and adopted by a non-Indigenous family. Her adoptive family encouraged her to explore her Indigenous roots, and she began beading at the age of 7. She is a predominantly self-taught artist. Her own work is rooted in traditional practice and incorporates natural materials including sweet grass, birch bark and porcupine quill. A custodian of traditional beadwork, Naomi is reviving centuries-old beadwork technique to the highest degree. She will set up a pop-up shop of beads on Thursday October 13th, before our BHQG meeting.



Happy OCTOBER BIRTHDAYS

Rhonda Bennett Liz Catherwood
Tatjana Esseltine Becky McAlister
Rhonda Moffitt Sharon Parker
Gay Spong



OCTOBER DEMO

With Cathy Eagles

Sew a Block – Chop it Up – Sew it Again

Cathy will be showing another block of this type. The block size, when complete, is 24.5 inches. A total of 16 blocks makes a king-size quilt.



QUILT EXPO 2022 – VOLUNTEERS on set up day



NEWSLETTER DEADLINE FOR NOVEMBER ISSUE

NEXT DEADLINE: OCTOBER 20

We solicit articles & request that they be kept to a 1/4 page / 200 word maximum.



BHQG EXECUTIVE MEETING

Virtual Meetings as arranged, on Zoom.

CUDDLE QUILT / OUTREACH

As arranged.



PROGRAM 2022-2023

Upcoming Program activities

November 10th - Embellishment Round Robin. Five members will be showcasing a multitude of embellishment techniques such as Beading, Basic Embroidery, Fusing Tape, Ribbons and appliqué (fusible & freezer paper techniques).

December 8th - Christmas Past and Present: Be prepared to socialize and refine your hand stitching to create a super wonderful Christmas ornament. Other activities are being planned for our Christmas Past and Present program.

Your program committee: *Joan, Judy, Catherine, Janice & Roseline*

QUILT SHOWS

Oct 15–17: CreativFestival, 19 Marble Arch Cres. Scarborough ON

Oct 20-23: Salon Quilt Show, Ste Hyacinthe, Quebec

Nov 11–12: Celebration of Quilts, York Heritage Quilters Guild Toronto Botanical Gardens, 777 Lawrence Ave E. TO

THE YEAR 2023—FYI ONLY -NO OTHER DETAILS

March 24, 25: Quilt Fever, Etobicoke Quilters Guild

May 26-27: Lindsay Quilters Guild

Thousand Island Quilters: Quiltfest 2023

A Feast for the Eyes, Sarnia: 2023

Quilt Canada 2023 – June 8 – 10, 2023 – Halifax Convention Centre, Nova Scotia

Prince Edward County Quilters – Wellington July 8 – 9



The Quilted Boutique


a little gift
for you

There will be two door prizes of \$20 at each meeting. Prize will expire in 12 months. See advertisement in this newsletter.

'THINKING OF YOU' cards



If you know of a Guild member who is in need of a card for illness, sympathy or 'thinking of you', please let Stephanie know.
steph.nemeth@outlook.com



PRESIDENT'S CORNER

Hi everyone!

We had an amazing quilt expo which was the direct result of strong leadership from Roseline and Sue with their dedicated team. Many of our members participated with enthusiasm and cooperation.

While basking in this glow of accomplishment, you might consider joining our executive team. We need program, retreat, the next quilt show and outreach coordinator.

I am leaving you in Becky's capable hands for the October meeting. I will be camping in Tobermory. Hope it doesn't snow. See you in November.

Joanne

President



Brant Heritage Quilters Advertising rates 2021 - 2022

10 issues. Ad must be paid in full before appearing in the newsletter.

Classified Ad	(1 inch x 3 inch)	\$ 2.00 per insertion
Business Card	(2 inch x 3 inch)	\$ 4.00 per insertion
Quarter Page	(5 inch x 3 inch)	\$ 7.00 per insertion
Half Page	(7 inch x 5 inch)	\$15.00 per insertion
Full Page	(7 inch x 10 inch)	\$30.00 per insertion

OFFICERS 2022-2023

President	Joanne Beard
Past President/Nominations	Becky McAlister
Vice President	Linda Bodkin
Recording Secretary	Stephanie Nemeth
Treasurer	Lorraine Geraldi / Asst: Kim Ferrell
Membership / Front of House	Aline Chan
Program Committee Chair	Roseline Dufour (+You?)
Workshop	Colleen Fauvelle
Newsletter Editor/Webmaster	Aline Chan

COMMITTEES

Spring Retreat 2024	YOU?
Library	Sue Clark / Asst Susan Archer
Quilt Racks Committee	Sue Baldauf
Community Outreach	Stephanie Nemeth
Touch / Fidget Quilts	Joy Archer / Sue Baldauf
Historian	Roseline Dufour
Photography	Verna Radford
Publicity/Info to CQA	Ofelia Escareno
Archives	Carol Hunter-Ward
Celebrations	Mary Connan
Pop Tabs	Bonnie MacDonald
50/50 Draws	Jackie Kaye / Linda Bodkin
Block of the Month	Sue Baldauf
Bus Trips, Fall	
Scholarship	Sue Baldauf
SEWcials	Sue Baldauf / Roseline Dufour
Demos	Cathy Eagles
Special Project	Sue Baldauf / Roseline Dufour
Greeter	Joan Tressel
Membership	Sharon Hamilton / Janet Perrodou
Program committee	Roseline Dufour, Janice Ferguson, Cathy Eagles, Judy Taylor, Joan Tressel
Quilt Expo 2026	open

BRANT HERITAGE QUILTERS GUILD publishes the *BRANT QUILTERS VOICE* ten times a year. Editor: Aline Chan

We welcome editorial contributions and submissions. You may email submissions to alinchan@rogers.com

Advertising Policy: Advertisement of a product or service does not indicate endorsement by the publisher. Publisher does not assume any responsibility by warranty or otherwise with respect to products or services advertised.

SIGNING OF THE MEMBERSHIP APPLICATION AND CHECKING THE APPROPRIATE BOX gives us permission to send you Guild-related notices / announcements. To unsubscribe, please email the editor with the words 'unsubscribe' on the subject line.

PROOF-READERS: Gwen Brewer, Sue Baldauf, Becky McAlister, other executive.

SEWCIAL

In October, make plans to attend our Sewcial at the church during the day of our guild meeting. Once again, we are offering this wonderful opportunity to sew and socialize in a safe comfortable environment.



We hope that all the spaces are used as 10 BHQG members are invited to pre-register and attend. It is very important that if you do register and are not able to attend, please let me know ASAP. Your space will be given to someone on the waiting list.

We will meet on Thursday Oct 13, 2022 from 9:30 AM to 3:30 PM.

Masks are encouraged but no longer required and proof of vaccination has been paused. We have members or family members who are immune compromised. Out of consideration, we encourage everyone to keep a safe social distance.

If you are interested in joining us, please email Sue B. Remember, there are only 12 spaces (10 members and 2 organizers) and you must pre register at sue-baldauf@hotmail.com. Each month, we will reassess having SEWCial. We will start a new list each month so everyone must go through the registration procedures again.

Stay safe. Happy Quilting.

Your BHQG SEWCial organizers:

Sue Baldauf & Roseline Dufour

FIDGET/TOUCH QUILTS

Thank you for your interest in making fidget/touch quilts for Outreach.

From past investigation, we know that these quilts have benefits for young children and special needs youth in sensory awareness and the development of fine motor skills. The elderly, especially those with Alzheimer conditions, find comfort and entertainment in these projects.

Hopefully at the October guild meeting, we will be collecting some finished Alzheimer quilts made from the 11 kits that were distributed in September. We have more kits ready with 6-inch pre-cut fabric squares.

Look for Joy Archer at the October guild meetings with some more kits prepared by your BHQG committee to help you make a fidget/touch quilt.

Your BHQG Fidget/Touch Quilt subcommittee
Joy Archer, Sue Baldauf, and Judy Taylor



Did you buy fabric to make a quilt or buy a kit to achieve the same results? If you are having challenges to get started, the program committee has decided to accompany you this year in our **TGIF** project. (**THANK GOODNESS IT'S FINISHED**).




Sign up on October 13th (no fee) and tell us what we can do to help you on this journey. It can be a word of encouragement, a special technique that you need help with or whatever tickles your fancy.

This project starts now and ends on June 8th. We will ask you to show and tell your project(s) at our June 8th guild meeting. If you can finish your project or projects, you will be entered into three draws. The winners will be randomly selected and include three gifts certificate: \$10, \$20, and \$50. All participants will earn the bragging rights:

THANK GOODNESS IT'S FINISHED.

Four-at-a-Time Quarter-Square Triangles (Hour Glass Blocks)

1.




Choose 2 squares, contrasting and place right sides together.

2.



Sew a $\frac{1}{4}$ " seam on opposite sides of the squares, then cut in half.

3.




Press seams open or toward darker fabric.

4.




Place pieced fabric right sides together, but with contrasting colours facing each other. Seams should nest.

5.



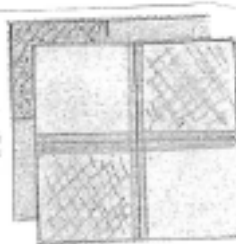
Sew $\frac{1}{4}$ " seam on opposite sides as shown and press open.

6.



You now have two four-patch blocks.

7.




Place four-patches right sides together with contrasting colours facing one another. Align seams.

8.



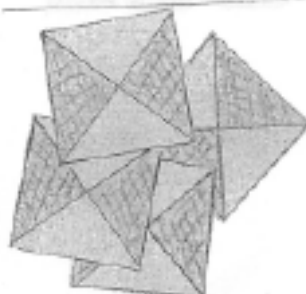
Sew $\frac{1}{4}$ " seam all around.

9.



Cut the square on both diagonals.

10.



Open and press. Trim to desired size.

Size Chart:

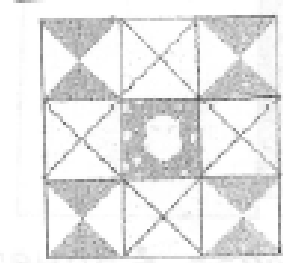
Four-at-a-Time Quarter-Square Triangles

The formula for calculating sizes for this method is complex. While the technique is fun and efficient, you must plan on trimming your units down to exact size.




Finished Size	Square Unit Size	Finished Size	Square Unit Size
2"	4"	5 1/2"	9"
2 1/2"	4 1/2"	6"	9 1/2"
3"	5"	6 1/2"	10"
3 1/2"	6 1/2"	7"	11 1/2"
4"	7"	7 1/2"	11 1/4"
4 1/2"	7 1/2"	8"	12"
5"	8"	8 1/2"	12 1/2"

Uses:



Bow Ties Block



Ohio Star Block.

Note:

To make two at a time, add $1\frac{1}{4}$ " to the desired size and begin with squares that size.

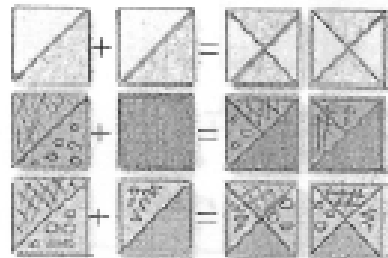
Variations for Two-at-a-Time:

Quarter-Square Triangle Variations

The two-at-a-time technique offers some wonderful variations:

On top: Two identical half-square triangles make two identical quarter-square triangles.

In the middle: A half-square triangle plus a plain patch creates two new-patch hybrids that reflect one another.



On the bottom: Two unatched half-square triangles become two scrappy quarter-square triangles that are mirror images.

VOLUNTEERS FOR EXECUTIVE 2022-23

Our Executive will be seeing some changes, as people step down from positions of responsibility. We want to thank everyone for their hard work and dedication in making our guild such a strong force.

This year's call for new volunteers to join our BHQG Executive has been very rewarding. Thanks to all of you. You will find that working behind the scenes in our guild offers its own rewards of staying connected and being involved.

- ◆ Maybe, consider joining a committee such as **Spring Retreat, Program or Outreach coordinator.**
- ◆ As we come closer to our world returning back to normal after 2 years of Covid restrictions, we look forward to meeting **face to face** again, at the church, each month, for regular guild meetings. The Executive meetings will continue to meet on ZOOM.

If you feel you have an interest in any of these positions, or want to voice your interest in more participation in general, please contact:

Sue Baldauf, Nominations


suebaldauf@hotmail.com

Or call Sue at 519 755 8743, for more information.

The Executive and all the committees are always looking for new volunteers to share the fun.



PRESIDENT'S CHALLENGE, 2022- QUILT ON A STICK: you can see more on Facebook



OUTREACH CHARITY TOTALS 2022

Check here every month to see the total progress BHQG Outreach Committee is making during 2022 by quilting gifts for various charities in our community.

Quilts	Burp Towels	Pillowcases	Taggy Blankets	Angel Wraps	Placemats	Baby Bibs	Adult Bibs	Blankets	Quilts
To be updated									



QUILTS OF VALOUR:
 Contact: Elizabeth Verticchio
elizabeth.verticchio@quiltsofvalour.ca

TOUCH / FIDGET QUILTS

Touch Quilts are often referred to as Fidget Quilts.

Contact our coordinator:
 Sue Baldauf & Committee



September Speaker: Dorothy Balsdon



Dorothy is a member of our guild and a prolific quilter. She was our guest speaker at the September meeting. She used Magic Triangles in both of her quilts which are queen / king size. These two quilts won first and second prizes at this year's agricultural fair. Dorothy was one of the first graduates at the University of Guelph when it became a university in 1965.



She has been married to Garry for 57 years. She was a teacher and then went to work for her husband as a veterinary assistant for 18 years.

She was a member of the Oxford Quilters, the Norfolk Guild, Cambridge Guild and Brant Heritage. Her husband, Garry, took these pictures.

Our Bargello wall at the quilt show. Picture courtesy of Becky McAlister



QUILT EXPO 2022 RETROSPECT with Verna Radford



QUILT EXPO 2022 RETROSPECT with Verna Radford



SPECIAL EVENT WORKSHOP DAY AT FIVE OAKS, Nov 17, 2022

Doors open at 9 AM. Event finishes at 5 PM.

- WHAT?** Special Event Workshop Day
WHERE? Five Oaks Conference Centre, Bethel Road, Paris
WHEN? Thursday, November 17, 2022
DETAILS? Choice of 2 Workshops— you choose one workshop which you do for the day
 Morning Coffee, Snacks and Lunch
 Our popular Chinese Auction at Lunchtime with 5 nice items
- COST?** 35 BHQG participants
 Registration is necessary.
 \$20 is necessary to hold your spot
FIRST COME, FIRST SERVED
 Sign up sheet at BHQG guild meeting on Sept 8, 2022

Workshop 1- **Is it an X or a Plus?** taught by Susan Clarke



This workshop is a good exercise in colour values, bringing the X's forward, and then into the background along with the plus signs. It's not hard at all and very achievable.

Susan's class will be held in the Hall downstairs at Five Oaks. Size limit of 20 will allow participants to have lots of personal space with a full worktable each

Workshop 2 - **Roundabout Quilt** designed by Donna Jordan, taught by Sue Baldauf

This workshop will show you how to use straight line triangles to give the illusion of curves and circles. Using a variety of light scraps against a variety of dark scraps, makes this pattern an effective scrap buster project.

Sue B's class will be held in the Hall upstairs at Five Oaks. Size limit of 15 will allow participants to have lots of personal space with a full worktable each.

Your BHQG organizers are Sue Baldauf and Roseline Dufour. Please send inquiries to suebaldauf@hotmail.com



QUILT EXPO FOOD—Ofelia Escareno's Chilean Empanadas (turnovers)

234

BREADS OF THE WORLD

CHILE

MARYLO VELASCO'S EMPANADAS CHILENAS

Chilean Turnover

These turnovers plus a bottle of red wine make for simple but tasty picnic fare. You can prepare the turnovers ahead of time and eat them either reheated or cold.

The recipe was given to me by one of my favorite people, a friend from Viña Del Mar in Chile.

Yield: 20 empanadas. Can be frozen.

Dough:

- | | |
|-----------------------|------------------------------|
| 5 cups flour | 2 egg yolks, slightly beaten |
| 2 tsps. baking powder | 1½ cups milk |
| 1 tsp. salt | 2 sticks butter |

Filling:

- | | |
|----------------------------------|---------------------------------|
| 1 lb. ground round | 2 Tbs. crushed cumin seeds |
| 1 cup beef broth (may be canned) | 1½ tsps. salt |
| 4 large onions, chopped | 3 hard-boiled eggs |
| 3 Tbs. butter | 20 black olives, sliced |
| 2 Tbs. paprika | 1 beaten egg white for brushing |

Preheat the oven to 400 degrees.

The filling should be cold when you make the turnovers, so you really should prepare it in advance, perhaps even a day ahead.

To make the filling:

Boil the meat in the broth until it is no longer pink, about 10 to 15 minutes.

Fry the onions in the butter until golden and stir in the paprika, cumin and salt.

Stir the onion mixture into the cooked meat and simmer for about 5 minutes; then set aside to cool.

To make the dough:

Place the flour in a large bowl with the baking powder and salt. Make a well in the center and add the egg yolks.

Scald the milk and add the butter to melt. Add this to the flour and blend well. Turn out onto a lightly floured work surface and knead until smooth.

Let the dough rest, covered with a towel, for 20 minutes.

Now take the dough and divide into 3 or 4 pieces for easier handling, and with a rolling pin roll each piece out until it is very thin but still holds together.

With a pastry wheel cut into 5" squares. Place a heaping tablespoon of the meat filling on each square, put a few slices of hard-boiled egg and sliced olives on top and close the dough like an envelope, over the filling. Moisten the edges with a little bit of water to make them stick together. Place on a lightly buttered baking sheet, brush with the beaten egg white and bake until golden brown, about 15 to 20 minutes.

**ICED SHORTBREAD FLOWER COOKIES**

By Jackie Kaye

ICED SHORTBREAD FLOWERS
(Jackie Kaye)

- Butter
- Powdered sugar
- Vanilla
- All purpose flour
- cornstarch
- lemon juice
- emulsified flavouring
- food colouring





Quilters, please stay safe & healthy!

Mail order available!

**WE HAVE MOVED...
ACROSS THE
STREET!**



Up Yur Quilt

Henley Square Plaza
395 Ontario St,
St. Catharines, ON
289-362-1443
UpYurQuilt@gmail.com

Tue, Thur & Fri 8am-4pm
Wed 8am-6pm & Sat 8am-12pm
Sun/Mon closed
www.UpYurQuilt.ca
In store and website shopping

www.cherishedpieces.com
📍 142 Broadway St. Tillsonburg, ON
☎ 519.842.2658

**SPOOLED ROTTEN
QUILTS**
Longarm Quilting Services
Sarah Yetman • 519-732-5718
info@spooledrottenquilts.com
237 Bruce St., Brantford ON N3S 4Z8

Hamilton Sewing Specials!



You started your quilt, and now you can finish it with the Baby Lock Gallant.
Packed full of features, the Gallant is just what you need to complete any quilting project.
1564 Main Street West Hamilton On. - 905 527 6794 - hamiltonsewing.ca

Hamilton Sewing Special



Handi Quilter
AMARA
10 or 12
Foot Framed
On Sale
Now!

Experience quality, precision, and a world of quilting possibilities.
From baby quilts to king-size, the HQ Amara is the perfect fit for your style of quilting.

1564 Main Street West Hamilton On. - 905 527 6794 - hamiltonsewing.ca



Heirloom Treasures Creative Sewing Studio

Distinctive fabric, notions, patterns and designs to meet all your quilting, machine embroidery and bag making needs

Find us at 132 Governors Rd. E., Paris, ON N3L 3E1
Studio Hours: Wednesday - Saturday 10am - 4pm

519-774-5164 heirloomtreasures01@gmail.com

 [facebook.com/HeirloomTreasures132](https://www.facebook.com/HeirloomTreasures132)
www.heirloomtreasures.ca



Hamilton Sewing

www.hamiltonsewing.com

Quilt Members receive
**25% Off Fabric
Everyday**

michele@hamiltonsewing.com

1564 Main St. W. Hamilton On Phone 905 527 6794

Country Patchworks Fabrics and Quilts

DEBBRA EDDY
Owner

515533 11th line
R.R. 3, Woodstock, ON N4S 7V7

519-537-8753
debbraeddy@hotmail.com
www.countrypatchworks.ca




HEATHER STOCK
519-625-8435
heather@thequiltplace.ca
www.thequiltplace.ca

**Fabric, Quilting Supplies,
Ready & Custom Made Quilts**

3991 Perth Rd. 107, Box 223, Shakespeare, ON N0B 2P0

The Quilted Boutique
 Quilts - Quilting Cottons - Linen - Flannel
www.thequiltedboutique.com



123 Powell Road
 Brantford Ontario Canada
 1-226-934-4729



COUNTRY CONCESSIONS
Quilt Shop

Helping you build your stash for over 20 years!

35 King St, N. Cookstown
 (Just north of Hot Stacks)
 We can't wait to see you!



705-458-4546 | countryconcessions.com

PRESIDENT'S CHALLENGE AT QUILT EXPO 2022

