

**BHQG****BRANT QUILTERS VOICE**

October 8, 2015

**OCTOBER MEETING**

If quilting is a mystery to you or if you are frustrated by certain elements of it, our trunk show speaker will inspire you. **Sherry Hissey** from Border Creek Station in Newmarket will share her own personal journey: *The Journey of a Quilter- Threads that Bind*. She will share over 40 quilts including a few of her own antique collection as her journey brought her from quilter, to teacher and finally to be today a designer. A night not to be missed on October 8<sup>th</sup> at 7:00pm.

**N.B.** As an added treat, Sherry will be setting up shop to sell her patterns and other items.

*Roseline Dufour*, Program Chair

**DOORS OPEN AT 6:15 PM**

**Meeting starts at 7:00 PM** St. George United Church  
9 Beverly Street East • St. George • ON

- √ Name Tags
- √ Pop Tabs
- √ Library Books
- √ BOM— SWEET DREAMS
- √ Cuddle Quilts / Touch Quilts — Take a kit home
- √ 50 / 50 Draw: \$1 a ticket, 3 for \$2
- √ New STRIPPERS Club - 9 modern browns, earth tones
- √ Find the thimble
- √ Outreach Meeting, first Monday of the month
- √ Demos at 6:45 PM
- √ Show & Tell
- √ MEMBERSHIP \$35 / guests \$5 per visit
- √ Bus Trip— one spot left!
- √ Sushi Roll - Show off your creations at Show & Tell!

**CHECKLIST****DID YOU KNOW ...**

....that the next BHQG Executive meeting will be Oct.15, 6:30 PM at Blue Dog Cafe in Brantford?

....that Aline Chan has worked over 300 hours towards getting our new website up and running? Thanks, Aline.

....that our library will be open at 6:15pm to allow more browsing time?

....that the Redwork Basket Challenge is due at the November guild meeting? Show off your creativity.

....that Placemats made for Outreach can be for any theme or season of the year?

....that the UN International Day for Older Persons is Oct.1, 2015 and that Oct.17 is the International Day for Eradication of Poverty?

"Leave no one behind: think, decide and act together against extreme poverty".

**OCTOBER DEMOS****WHAT CAN YOU DO WITH LEFTOVER FABRIC AFTER YOU HAVE FINISHED A BIG PROJECT?**

Come to the kitchen area to see how Rica Maguire is able to transform her fabrics into beautiful pillowcases. They look so professionally made. A few tricks will help you achieve the same effect. See you in the kitchen area for

the Demo. It starts at 6:45 pm. Hope to see you on October 8<sup>th</sup>.



*Roseline Dufour*

**HAPPY OCTOBER BIRTHDAYS**

Connie Beltran	Becky McAlister
Rhonda Moffatt	Wilma Schuit
Gay Spong	

**SEPTEMBER WINNERS!**

- FIND THE THIMBLE: Rose Marie Robinson
- 50 / 50 DRAW: Leela Chan
- DOOR PRIZES: Dianne Thomas / Wilma Schuit

**NEWSLETTER DEADLINE**

**Deadline: 3rd Friday of each month**

**NEXT DEADLINE: OCTOBER 16, 2015**

**THE HIDDEN THIMBLE**

Find the hidden thimble in the newsletter.

Email Aline or leave a note at the Membership Table, telling where it is located and you will be entered into a draw to win a prize. You have to be present at the meeting to be eligible for the prize draw.

**BHQG EXECUTIVE MEETING**

Thursday, October 15, 6:30 PM  
Blue Dog Café, 199 Brant Avenue, Brantford

**CUDDLE QUILT / OUTREACH MEETING**

First Monday of each month

October 5, 10:00 AM at Rica's home



## PRESIDENT'S CORNER

October is a time of thanksgiving which has historical beginnings as a religious festival to give thanks for a bountiful harvest.

In Ontario, this is a time of fall fairs, falling leaves, colourful mums, pumpkins, apples, canning and freezing garden produce, Thanksgiving weekend, shorter days and Halloween at the end of the month.

As quilters, we will look for quilt shows around the area and hope for inspiration to get busy on new and old sewing projects.

September's guild meeting was great fun as we welcomed new and returning members. We are thankful for the fellowship of the guild and look forward to a great year ahead serving the needs of our members and the larger community around us. "Not what we say about our blessings, but how we use them, is the true measure of our thanksgiving." - W.T. Purkiser

Happy sewing to all!

*Sue Baldauf, President*

## I LEARNED TO SEW IN 4H

This year, 2015, marks the 100th Anniversary of 4H in Canada. 4H really started in the USA in 1901 "with a single seed", when Missouri offered local boys a bag of corn seed to grow and show at the St Louis fair in the hope of getting youth entries in the agriculture sector. The response was huge and, by 1913 in Manitoba, a club called the Boys' and Girls' club was started as the predecessor of 4H.



From Manitoba to Waterloo, Ontario where we recognize the first 4H club starting in 1915, the 4H movement grew quickly around the concept of "Learning by Doing". Mostly agricultural, in 1935 the first homemaking Club was introduced and 1000 girls in Ontario completed the project called "A Simple Cotton Dress".

So the Boys' and Girls' Club was officially changed to 4H Canada in 1952 with the name representing the 4-H's in the pledge: head, heart, hands and health and a logo of the four leaf clover. Today the Club focus is building leadership and life skills that equip youth with the tools they need to reach their full potential and become conscious and contributing citizens.

## OFFICERS 2015-2016

President	Sue Baldauf
Past President / Nominations	Roseline Dufour
Vice President	Becky McAlister
Recording Secretary	Stephanie Nemeth
Treasurer	Anne Maguire
Membership / Greeters Social Correspondence	Aline Chan / Sue Green / Joan Tressel / Alice Farrenden
Program Committee Chair	Roseline Dufour
Workshop Chair	Mary Connan / Lorraine Galdi
Newsletter Editor	Aline Chan
Library	Kim Callaghan / Susan Archer / Lynda Ryan

## Quilt show 2018

## COMMITTEES

Retreats / Bus Trips	Joanne Beard
Quilt Racks	Sue Baldauf
Outreach: Cuddle Quilts	Rica Maguire / Stephanie Nemeth
Historian	Roseline Dufour
Photography	Linda Raney
Quilt Documentation / Archives	Carol Hunter-Ward
Socials / Potlucks	Joy Archer / Mary Connan
Pop Tabs	Bonnie MacDonald
50/50 Draws	Anne MacFarlane / Gay Spong
Block of the Month	Sue Baldauf / Joanne Beard
Special Projects—Regular	Kay Boyd
Special Projects—Advanced	Dianne Thomas, Bonnie Kelley
Publicity / CQA contact	Sarah Yetman
Scholarship	Sue Baldauf
Webmaster	Aline Chan

Replacement Guild Lanyards \$6

I remember how excited I was to sign up for my first Homemaking 4H Club having just turned 12. My first sewing project was flannelette pyjamas with set-in sleeves, a Peter Pan collar, gathering at a scalloped yoke, buttons and buttonholes, and an elastic waistband. Quite ambitious for a beginner. My success must be attributed to my 4H leader Mrs. Emma Hasson who I admired and loved and to my mother who always encouraged me to use her sewing machine and to teach her my newly-learned techniques. I received great recognition at our Achievement Day and faithfully joined every homemaking and gardening club after that. *Sue Baldauf*

## OF INTEREST TO QUILTERS



### October 3 - 4 Quilts on the Rocks 2015

Sudbury & District Quilting & Stitchery Guild \$5 advance/ \$7 at door, 10 am – 4 PM. Parkside Centre (YMCA Building downtown), 140 Durham St. Sudbury  
[susanyoung@eastlink.ca](mailto:susanyoung@eastlink.ca) / [www.sdqsg.com](http://www.sdqsg.com)

### September 12 - October 4 Hanging by a Thread

Queen Elizabeth Park Community and Cultural Centre, Oakville - 2303 Bridge St. Janet Rhind 905-825-3265 [mcatalfamo@cogeco.ca](mailto:mcatalfamo@cogeco.ca)

### October 16 - 17 Waterloo County Quilters' Exhibit \$7.00

Friday & Saturday 10 am – 5 pm. Quilt draw. Manulife Financial Sportsplex, Forbes Family Hall (formerly RIM Park), 2001 University Ave, E., Waterloo, ON  
[wqcg@wcquiltersguild.ca](mailto:wqcg@wcquiltersguild.ca) [www.wcquiltersguild.on.ca](http://www.wcquiltersguild.on.ca)

Boutique operated by Aline Chan—some amazing items on sale!

### Nov. 1, 2015 - Feb.16, 2016 Stitched Together: The Art and Warmth of Quilts, 10:00am-4:30pm

9 Wellington St. E, Brampton, 905-791-4055 [infopama@peelregion.ca](mailto:infopama@peelregion.ca)

### 2016

#### April 16 & 17 Sunshine Quilt Show

Trillium Manor, 12 Grace Ave., Orillia 705 259-0854

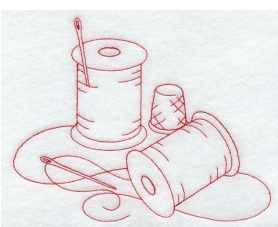
[Marilyn.lippert@rogers.com](mailto:Marilyn.lippert@rogers.com)

#### May 13, 14 Elliot Lake Quilts North, 705-461-3045

Gentle Shepherd Ch, 3 Ottawa Av [jmenzies@personainternet.com](mailto:jmenzies@personainternet.com)

#### June 15 - 18 Quilt Canada 2016, Toronto, International Centre

<http://www.canadianquilter.com/events/quilt-canada-2016.php>



### REDWORK BASKET CHALLENGE

At our June meeting you had the opportunity to sign up for our Redwork Basket Challenge. You were given a design that is printed on fabric and a set of rules. The finished project, which is

yours to keep, will be due at our November meeting and prizes will be awarded. The cost is \$3.00 (to help cover the cost of these prizes). Your fellow guild members will be the judges. This is an excellent opportunity to have some creative fun and try something just a little bit different.

*Bonnie Kelley and Dianne Thomas*



## BHQG

### BHQG PINS - \$5 only

Proudly wear a BHQG Guild pin. Please see Membership to purchase one.

### REACHING OUT TO GUILD MEMBERS

Do you know a Guild Member who is sick or has lost a loved one? The Guild sends out "Get Well/ Sympathy" cards to members. Please send a note to Aline. We rely on your information to reach out to our quilting friends.

## Asking a Quilter to mend is like asking Picasso to paint your garage!



## WELCOME NEW MEMBERS

Connie Beltan

Shelley Tripp

Jill Lise

A revised list of members will be available by email in November.



BRANT HERITAGE QUILTERS GUILD publishes the **BRANT QUILTERS VOICE** ten times a year. Editor: Aline Chan

We welcome editorial contributions and submissions. You may email submissions to [alinchan@rogers.com](mailto:alinchan@rogers.com)

**Advertising Policy:** Advertisement of a product or service does not indicate endorsement by the publisher. Publisher does not assume any responsibility by warranty or otherwise with respect to products or services advertised.

**SIGNING OF THE MEMBERSHIP APPLICATION AND CHECKING THE APPROPRIATE BOX** gives us permission to send you Guild-related notices / announcements. To unsubscribe, please email the editor with the words 'unsubscribe' on the subject line.

## BHQG WORKSHOPS

### 1) UFO/OUTREACH : October 10 from 10:00am to 4:00pm.

Here's a chance to complete those UFO projects, help with outreach projects or just have fun & visit.

**WE'RE EXTENDING A SPECIAL INVITE TO NEW MEMBERS TO COME AND VISIT OR SEW AND WHO MAY WANT AN OPPORTUNITY TO MEET OTHER MEMBERS**

Cost is \$5 or free if doing outreach                      BYO lunch / coffee, tea provided.  
**AT ETONIA UNITED CHURCH, 101 Highway #2, Princeton, Ontario**



### 2) EVERYTHING YOU WANTED TO KNOW ABOUT APPLIQUÉ WITH ROSELINE, November 14

### 3) JAPANESE FABRIC MANIPULATION WITH ALINE , January 9, 2016—location to be determined.



Your Workshop Committee, Mary Connan / Lorraine Giraldi

[connan@sympatico.ca](mailto:connan@sympatico.ca)

### OUTREACH CHARITY TOTALS

Check here every month to see the total progress BHQG Outreach Committee is making during 2015 by quilting gifts for various charities in our community.

Cuddle quilts / Lap quilts	50	Burp towels	30
Taggy blankets	16	Placemats	9
Pillowcases	16		

The Outreach Committee are making these quilting gifts for the Pregnancy Centre, the Health Unit, the Children's Aid, and the Maternity Ward at BGH. This year quilts for Sheridan Lodge are being made; Rica is awaiting the total

amount needed. If you want to participate by making these quilted gifts or/and would like more information please speak to Rica or send her an e-mail [lmaguire1@rogers.com](mailto:lmaguire1@rogers.com)

Hip, Hip, Hurray to all those who are helping out making the Touch quilts for the *Iroquois Lodge, Ohsweken*. Thank you, Judy, for initiating this worthwhile project at our last guild meeting.

**THANK YOU TO ALL who are able to contribute to BHQG efforts.**



## BHQG MYSTERY FALL BUS TOUR

Thursday October 22<sup>nd</sup>, 2015

**Only ONE spot left**

Our next **BHQG Mystery Shop Hop** is almost here. Again, this year, we will be embarking on the L&L Shuttle when our competent driver will take us to parts unknown (to the participants). From our last count 28 people had signed up for our **BHQG Mystery Shop Hop**. So do not delay and sign up at the October guild meeting or send an e-mail to [roselineduf@hotmail.com](mailto:roselineduf@hotmail.com) to reserve that spot.

Similar to our past trips, we plan to have entertaining activities and most of all, **FUN!**

**SPRING RETREAT 2016**  
**QUILT FLING Chapter 26, SPRING RETREAT 2016**  
**April 1-3**

Remember the fun we had last year with the  
**DINNER MURDER MYSTERY?**


At the October Guild meeting, you will hear more about the plans for this year's retreat weekend at Five Oaks Conference Centre, the lovely wooded get-away in Paris.

Mark the dates on your calendar and watch for more information coming soon.

**NO FOOLING!**

**Your Spring Retreat Committee:**

*Joanne Beard, Roseline Dufour, Aline Chan, Helen Harper, Sue Green and Sue Baldauf*  
 Quatermasters *Judy Taylor, Kim Callaghan, Alice Farrenden and Joan Tressel*



**LIBRARY NEWS**

We have two new books for the library:

- ⇒ **WILD BLOOMS**
- ⇒ **COLOURFUL CREATURES & SKINNY QUILTS** 15 bed runners, table toppers & wall hangings

Don't forget to start collecting your **LIBRARY BUCKS**:

You get \$1 for coming into the library, \$10 for doing a book review and emailing it to Aline & \$20 if you bring in a completed project from the book you borrowed. I am already planning the year end auction for May so collect, collect, collect!

Your library team!

*Kim, Susan & Lynda*  
[krcallaghan@outlook.com](mailto:krcallaghan@outlook.com)



**SWEET DREAMS**

October 2015 - #11 CHOCOLATE TURTLES

*Dear Dreamers,*

In October, everyone will receive #11 Chocolate Turtles. Please make one block of this patterns. The print copies will be at the October guild meeting and the pdf copies will be sent at the beginning of October.

How exciting as we come to the last patterns and the final layout this fall.

*Sweet Dreams to everyone.*

*BOM committee - Sue Baldauf, Aline Chan, Joanne Beard, Roseline Dufour, Helen Harper, Judy Taylor*

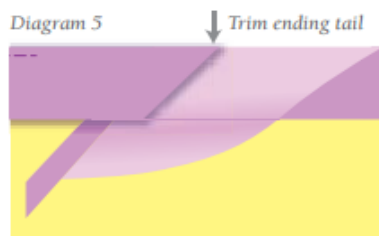
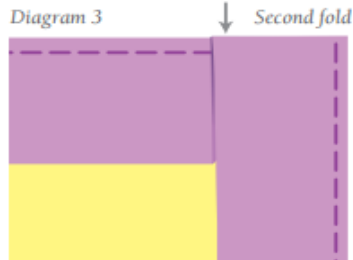
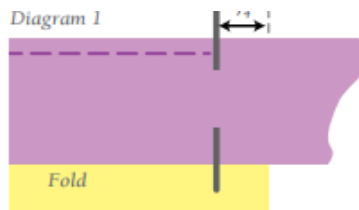


**FINISHING SCHOOL****MAKING THE STRIP**

1. Cut your binding strips 6 times the width of the desired binding, plus  $\frac{1}{4}$ " (add an additional  $\frac{1}{4}$ " wiggle room if desired). For a binding that finishes at  $\frac{3}{8}$ " you will need  $2\frac{1}{2}$ "-wide strips (not including wiggle room).
2. Sew your binding strips end-to-end, using diagonal seams with a  $\frac{1}{4}$ " seam allowance, until you have the length of your quilt perimeter plus several inches.
3. Fold the strip in half lengthwise, finger-pressing or lightly pressing with an iron.

**ADDING THE BINDING**

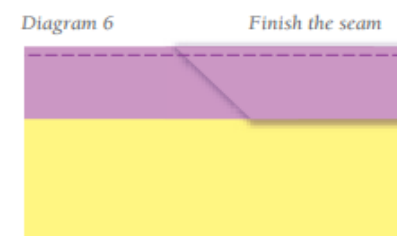
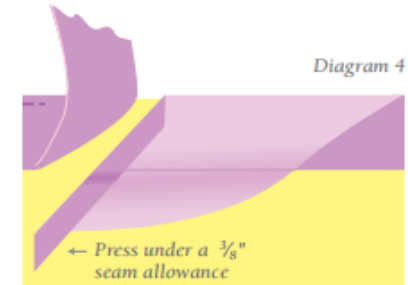

1. Align the binding raw edges with the quilt raw edge and, using a  $\frac{1}{4}$ " seam allowance, sew the binding to the quilt, beginning at least 4"-6" from a corner, and leaving a tail of about 4"-6" (on large quilts, leave a tail of about 12"). When stitching is about 2" from the corner, place a pin to mark  $\frac{1}{4}$ " from the corner. Stitch up to the pin and backstitch. Remove the pin. Remove the quilt from the machine and cut the threads. (Diagram 1)
2. Fold the binding up to make a 45° angle as shown. (Diagram 2)
3. Fold the strip back down (covering the 45° fold). Align the new fold with the edge of the quilt and align



- the strip with the next side of the quilt. Starting at the corner, stitch down the next side. (Diagram 3) Repeat at the remaining corners.
4. Stop stitching about 4"-6" from where you began; backstitch. Remove the quilt from the machine and cut the threads. (Diagram 4)

**JOINING THE TAIL ENDS AND FINISHING**

1. Press under a  $\frac{3}{8}$ " seam allowance on the beginning tail. Tuck the ending tail inside the beginning



- tail. Allowing a  $\frac{1}{2}$ "-1" overlap, trim away the excess. (Diagram 5)
2. Refold the beginning tail so the ending tail is tucked inside; pin. Finish the seam. (Diagram 6)
  3. Turn the binding to the back. Fold the mitered corners in opposite directions on the front and back to balance the bulk.
  4. Blindstitch the binding to the back using an invisible hand-appliqué stitch or stitch in the ditch from the front. Blindstitch the join.

**STRIPPERS CLUB 2015—2016**

- ⇒ Colour: Browns (modern), earth tones
- ⇒ 9 strips of fabric, cut on the 42" width only.
- ⇒ Each strip of fabric should be 22" wide so you can get 4 lengths from each strip.
- ⇒ All fabric must be unwashed fabric.
- ⇒ Fabrics must have selvages on them as this is the way to ensure they are cut straight.
- ⇒ One strip per month, starting September, ending May for a total of 9.
- ⇒ Each strip must have a sticker or masking tape with your name (no pins or staples) - this will ensure that when the fabric is being cut, your sticker will still be in place.
- ⇒ 100% good quality quilters' cotton. No decorator fabric. *Give as good as you would like in return.*
- ⇒ Do not use perfume in the water of your irons when you press your fabric.



**SUPPORT OUR ADVERTISERS**

*Fabrics & Quilts*




Woodstock, Ontario

Ph. (519) 537-8753  
 515533 11th Line  
 R.R.#3 Woodstock, ON  
 N4S 7V7

www.countrypatchworks.ca

...Worth the Drive to the country!



**THE Quilting BEE** 

is the **NEW ONTARIO DISTRIBUTOR** for

ABM Innova manufactures the highest quality state-of-the-art quilting machines that will enhance your quilts, improve your productivity, increase your excitement and **ENSURE YOUR SUCCESS!** INNOVA ... the choice of professionals!

**INNOVA**  
Innovative Quilting Systems

After your machine comes home, service and support are everything.

155 Highway 20 West, Fonthill, Ontario L0S 1E0 • 905-842-7926 • www.thequiltingbee.com

Find us on Facebook  

**Canadian Distributor of Innova Longarm Quilting Systems**



**INNOVA**  
Innovative Quilting Systems





*Your Sewing Project Starts Here...  
Where Quality & Service Matter!*

*Cherished  
pieces™*  
For Quilters & Sewists

*One of Ontario's  
Finest Quilt Shops*

133 Broadway St. Tillsonburg • 519-842-2658 • Tues-Fri 10-4; Sat 9-3  
**WWW.CHERISHEDPIECES.COM**



*Village Square Quilt Shop*



Your local quilt shop with Heart! A full service quilt shop in the heart of downtown Burlington set in a quaint Victorian village. We carry batiks, prints, solids, patterns, notions—everything to inspire your next creation. Our staff is friendly, knowledgeable, and helpful—ready to assist you. Check our website for our list of classes and events. Longarm services available. Classroom rental available. Follow us on Facebook.

- ◇ Mystery Quilt Kickoff Event October 18th
- ◇ Block of the Month
- ◇ Fall Classes—many to choose from
- ◇ Save the Date! Anniversary Open House September 18—20.



Free Parking Saturdays, Sundays and  
throughout December

Unit 50-422 Pearl Street  
Burlington, ON L7R 2N1  
Phone: 905.681.2256  
[www.villagesquarequilts.com](http://www.villagesquarequilts.com)  
E-mail: [info@villagesquarequilts.com](mailto:info@villagesquarequilts.com)



# HAMILTON SEWING MACHINES

We are pleased to announce there are *NEW Features* for the *Handi Quilter* Professional LongArm Systems ~ *Designed by a Quilter, for Quilters.*

## *HQ<sup>24</sup> Fusion*

*Where Function Meets Vision*

Sometimes a quilter's vision needs room to expand. The HQ<sup>24</sup> Fusion® offers precision stitching, personal lighting options and a full 20" of quilting space so you can quilt even the biggest ideas. Stitch regulation with precision control provides consistent stitch quality from 4 stitches per inch up to 24 stitches per inch. Bring home a quilting system with high-end technology and precision function today!



## *HQ Sweet Sixteen*

provides you the features, benefits and advantages of a longarm quilting system at an affordable price.

Sixteen inches of throat space gives you room to quilt even a king-size quilt. The powerful motor handles quilting with ease and stitches up to 1500 stitches-per-minute. Choose your three favorite top speed settings, on the easy-to-use color touch screen. Interchangeable Handi feet. Low bobbin estimator. Baste stitches.

## *Special Machine & Accessory Packages Available*

0% Financing O.A.C.

Receive a  
25% Off  
Machine Access  
Gift Certificate

Included with your purchase is our Unlimited Assistance  
All purchases are supported with our continuing educational  
in sewing, serging, quilting & embroidery classes.

We Honor All  
Handi-Quilter  
Warranties

After being in business for over 25 years, we are confident in guaranteeing our after sales support.

**Visit Us Anytime for Your Personal Demonstration**

***Guild Members Save 25 % Off Fabric Everyday***

1564 Main St W, Hamilton, ON

Phone: 905 527 6794

Email: [michele@hamiltonsewing.com](mailto:michele@hamiltonsewing.com)

Website: [www.hamiltonsewing.com](http://www.hamiltonsewing.com)



# Heirloom Treasures

*Your local source for fine fabrics and supplies for all your quilting, heirloom sewing and machine embroidery needs*

- fine selection of 100% Cotton Solids & Prints
- complete line of Floriani Stabilizers, Batting & Threads
- Books, Patterns & Machine Embroidery Designs
- Creative Grids Rulers and other innovative notions
- Sewing, Embroidery and Quilting Classes


**Shop anytime in our secure on-line studio at [www.heirloomtreasures.ca](http://www.heirloomtreasures.ca)**

**The Art of Applique** – don't miss this opportunity to see multiple international-award winning quilter Kathy K. Wylie and "The Art of Applique" (a presentation and trunk show) on October 29<sup>th</sup>. This lecture is all about appliqué and provides insight into the various types of applique along with stunning photographs and real-life examples. Kathy will also be giving a short demonstration on Apliquick tools. Space is still available in the evening session (6:30 – 9:00). Registration Fee \$13.50 (incl. tax and refreshments). Call the Studio or visit our website to reserve your spot today.

## **New Collections in Studio – Holiday Flourish**



## **Joel's Ties**



**HELD OVER!!** – special savings on all Floriani thread, thread sets and Chrome Needles. **20%** off all in stock items

132 Governors Rd E., Paris, ON

519-774-5164

Studio Hours: Thurs – Sat 10am – 5:30 pm

### **THE ART OF APPLIQUE – AT HEIRLOOM TREASURES**

A presentation and trunk show by multiple international-award winning quilter and appliqué specialist Kathy K. Wylie. This lecture is all about appliqué and provides insight into the various types of appliqué along with stunning photographs and real-life examples. Kathy will also be giving a short demonstration on Apliquick tools.

Thursday, October 29, 2015, 1:30 – 4:00 or 6:30 – 9:00. Registration Fee \$13.50 (incl. tax and refreshments).

Space is limited – save your spot by visiting the Classes section of our website or calling the Studio to register today.

**NOTE: The afternoon session is full**

**Please contact the studio to be placed on the waiting list for the afternoon session.**



**BATIKS AND  
BOLD COTTONS**

**Canadian • Online**

[flarefabrics.ca](http://flarefabrics.ca)



**Laleham Willows Quilting Retreats  
and Long Arm Services**

Offers quilting retreats in South  
Western Ontario  
Join our Frequent Quilter's Club.  
website: [www.lalehamwillows.com](http://www.lalehamwillows.com)

Phone: 519-400-7354  
Email: [Brigitte@lalehamwillows.com](mailto:Brigitte@lalehamwillows.com)  
Email: [Monica@lalehamwillows.com](mailto:Monica@lalehamwillows.com)