


Nine Patch News

Haldimand Quilters Guild



REMINDERS:

- Next meeting is **February 5**, 6:30 PM
- SEWday: February 19, at 9:30 AM Potluck

<https://www.facebook.com/HaldimandQuiltersGuild>

Next meeting:
Monday, February 5
6:30 PM
SEWday – February 19
Potluck



February: Speaker
March: Bring a couple of small paint brushes
 5 colours of water-based paint, one being a white
 Small paper plate.
 If you do not have any paint, I will try and raid our craft stock at home.
April: Bring the following fabric:
 25 light rectangles 2 1/2" x 4 1/2"
 25 dark rectangles 2 1/2" x 4 1/2"
May: speaker – tentative
June: year-end potluck dinner

Vanessa & Sherra, Program Coordinators



Anne Jay's
Tissue Box
Challenge



Newsletter deadline
 the 3rd Monday of each month.

Photos by
 Debbie Allan.

From Debbie's Desk...

SEWday!

WOW! What a fabulous fun day it was. It snowed outside but inside, we had fun - fabric and laughter flowed.



So many projects...even old ones that have become new again... It was a bit sad as several regulars were missing....cold, coughs and it was a PD day. Grandma duties abounded!

We discussed bindings, colour theory and so much more. Dessert was chocolate chip cookies, butter-tarts and banana cake with maple icing. No pictures, as they disappeared fast...

Lunch was scrumptious—chili and pita chips—homemade bread and Sheppard pie.

It was a salad buffet...every item was amazing !



**Haldimand Quilter's Guild
Minutes from January 15, 2024, Meeting**

Twenty-one members of the Guild met at the Hagersville United Church, called to order by Julie Yong at 6:37 pm. Julie Yong had kits put together to make quilts that she donates to people fighting cancer – Julie gave a brief talk about her challenging journey after her cancer diagnosis. If anyone has orphan blocks that you would like to donate, Julie hopes to be at Sew Day on January 22, 2024, at HUC.

Our Minutes from December 4, 2023, were accepted by a motion made by Betty, seconded by Anne J. Carried.

Donations were gathered for the Hagersville Food Bank. Mary Lane from the Food Bank thanked the Guild after she loaded the donations. Thanks to all the members that participated.

Correspondence – a get-well card was sent to Nancy Banfield.

Lois gave the Treasurer's Report – we currently have \$5,123.31 in our account.

Walk-Around Haldimand – not available this month – stay tuned for our finished inches at the February meeting.

Kathy's BOM – the next 2 blocks were presented and suggested to get these done. The blocks are no longer available on the website. If you didn't get them printed off, please let Kathy know.

Tricia's BOM – she handed for January and February patterns. Block #5 will be for March and April for either the panel or centre.

We have received an email asking when our next Quilt Tea will be held. Shirley advised that it would not be this year, so possibly March or April 2025.

Our next Sew Day will be at HUC January 22nd at 9:30. Please remember the potluck lunch and your projects to work on.

Shirley had brought a variety of things for the Share Table as she will be moving to Caledonia. Sherra will be moving to Canborough in May.

Anne Jay presented a new challenge to use colours that are out of our comfort zones and create a block based on only the colours on your chosen tissue box. The pattern is "Cubed Lattice" from All People Quilt. We will be bringing our blocks in April. There are no winners, this is no competition. Just for fun.

Sherra presented a banner, and suggested we could do a banner for every month of the year. She also demonstrated the prairie points that are at the bottom of her January banner. Sherra has all of the banner patterns if you are interested, please let her know.

Show and Share – we had a presentation from the latest class of Mardi Gras dolls. We also had four members show us their latest creations.

We held our Community Outreach Draw, as well as our 50/50 draw.

Our next meeting will be held February 5, 2024, at 6:30 pm.

Our meeting was closed at 7:45 pm

Shirley Kellar, President

Janice Christ, Secretary

Hello Everyone ! Message from Anne Jay...

If you were at Monday, January 15th's guild meeting, you already have this information.

My talk was to **challenge your imagination** with "Colour" using a tissue box for your colour scheme. You don't need to use all the colours on your tissue box, however, you **cannot** add any other colours. *Only those colours on your box design can be used.*

You will be using the "Cubed Lattice" pattern (which is for a 12 1/2" unfinished block) along with a tissue (Kleenex) box for your colour choices.

(When I was making my block I tried about 10 placement variations. I decided to take pictures of my placements; because, as I was moving the pieces around I would forget which one I liked better, eeee, hee hee. I have attached a picture of my block & the tissue box that I showed at the meeting.. A definite challenge for me to use those colours. But, after looking at the block for a couple of days the colours are not so bad together. hee hee)

For April's meeting I would like everyone to bring in your block & tissue box for Show & Share. This is not a contest. This is a way to use some colours you wouldn't normally use and to get you to really look at designs and see the different shades and tints not just the colours that you see at first glance. Hopefully this will encourage you to use a different colour in your quilts that at-one-time you wouldn't have thought of using.

allpeoplequilt
.com

American Patchwork & Quilting, | Quilt Sampler, | Quilts and More, _

Project: Cubed Lattice

Materials

- White print, tan print, purple check, and dark purple print scraps

Finished block: 12" square

Cut the Fabrics

From white print, cut:

- 4— $3\frac{7}{8}$ " squares, cutting each in half diagonally for a total of 8 triangles

From tan print, cut:

- 4— $3\frac{7}{8}$ " squares, cutting each in half diagonally for a total of 8 triangles

From purple check, cut:


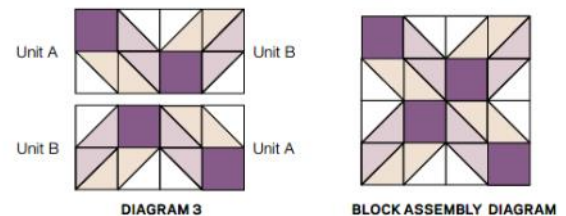
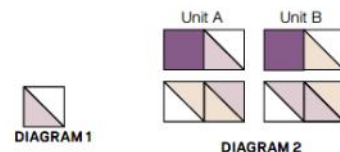
- 4— $3\frac{7}{8}$ " squares, cutting each in half diagonally for a total of 8 triangles

From dark purple print, cut:

- 4— $3\frac{1}{2}$ " squares

Assemble the Block

- Sew together one white print triangle and one purple check triangle to make a triangle-square (**Diagram 1**). Press the seam allowance toward the purple check triangle. Repeat to make a total of four white-and-purple check triangle-squares. In the same manner, make four white-and-tan triangle-squares and four tan-and-purple check triangle-squares.
- Lay out the triangle-squares and dark purple print squares as shown in **Diagram 2**. Sew together to make one of Unit A and one of Unit B. Repeat to make a second Unit A and a second Unit B.
- Sew together the units in pairs (**Diagram 3**). Press the seam allowances toward Unit B. Then join the pairs to make a block (**Block Assembly Diagram**). Press the seam allowance open.



January SEWday



Haldimand Quilters Guild meets at the Hagersville United Church, 34 Main St S, Hagersville, on the First Mondays of the Month, 6:30 PM. SEWdays on the 3rd Monday of the month at 9:30 AM. Website: <https://www.alininspirations.com/haldimand-quilters-guild.html>

More from Debbie's Desk

It was frightfully cold at our January meeting night but fashionably warm at our guild meeting. 2024 has started out as a unpredictable year...lol. rescheduled mtgs.. frigid temperatures... brrr.

Our annual food collection for our local foodbank was successful. January can be a slow month and many shelves are depleted after the holidays. Given the times....more needs are being required.

Our BOM were shown for the coming month as well as members stunning creations. A new challenge was introduced by Anne...the tissue box. A fun colour one to expand and challenge your inner self.

We had a presentation of monthly banners by Sher-ra...beautiful and whimsical. Looking forward to see how each month is portrayed.

We got to see some of the Mardi dolls...Class of 2024. There were a few missing but we will get them in a photo shoot very soon.

A superb show and share rounded out our evening.

Hugs and New Years stitches!

Debbie





Haldimand Quilters Guild meets at the Hagersville United Church, 34 Main St S, Hagersville, on the First Mondays of the Month, 6:30 PM. SEWdays on the 3rd Monday of the month at 9:30 AM. Website: <https://www.alininspirations.com/haldimand-quilters-guild.html>

QUILT SHOWS AROUND ONTARIO

UPCOMING QUILT EVENTS

- April 19, 20 Oakville Quilters present Quilted Expressions, OE Banquet Centre, Oakville
- April 27 Quilts on the Grand by Paris Quilting Bees, Paris Presbyterian Church, 164 Grand River St. Paris ON
- May 3, 4 Niagara Modern Quilt Guild Quilt Expo, Fonthill ON
- May 4, 5 Bobcaygeon Quilters Guild, Bobcaygeon Curling Club
- May 31, June 1 Dunnville Own Tiny Stitchers at RCAF Museum, \$10
- Sept 7, 8 Quinte Quilters Guild, Curling Club, Belleville

Executive 2023 to 2025

- Secretary - Janice Christ
- Newsletter/ Membership- Aline Chan
- Treasurer - Lois Douglas
- President - Shirley Kellar
- Vice President & Program - Vanessa Allan
- Program - Sherra Britton
- Advertising - Nadine Howard
- 50/50 - Kathy Hird
- Photographer - Debbie Allan

SEWday Menu



Quilt Show 2024 "Quilting for the Holidays"

★ Show



Saturday, September 7, 2024 10 AM - Sunday 8, 4 PM

☆☆☆☆☆ Login To Rate

\$8.00 CAD

0 Likes, 0 Followers, 0 Marks

Quinte Curling Club

246 Bridge Street West, Belleville, Ontario, K8P 5L6

SHOW & SHARE



HALDIMAND QUILTERS GUILD publishes the *NEWSLETTER* ten times a year. Editor: Aline Chan
submissions to alinchan@rogers.com

We welcome editorial contributions and submissions. You may email

Advertising Policy: Advertisement of a product or service does not indicate endorsement by the publisher. Publisher does not assume any responsibility by warranty or otherwise with respect to products or services advertised.

SIGNING OF THE MEMBERSHIP APPLICATION AND CHECKING THE APPROPRIATE BOX gives us permission to send you Guild-related notices / announcements. To unsubscribe, please email the editor with the words 'unsubscribe' on the subject line.



The Oakville Quilters' Guild presents

Quilted EXPRESSIONS

Quilt Show

April 19 & 20, 2024
10am - 4pm

\$10 admission
Cash and Debit Accepted

Over 150 quilts
Raffle Quilts
Vendor Market
Tombola & Cafe
Demonstrations

Quilts on the Grand

APRIL 27TH, 2024
9AM - 5PM

#FORPARIS CENTER
164 GRAND RIVER ST N,
PARIS ON
\$8 AT THE DOOR
(CASH ONLY)

20 YEARS OF QUILTING
MEMORIES HOSTED BY
THE PARIS QUILTING BEES

QUILT EXHIBIT
OPPORTUNITY QUILT
DOOR PRIZES
DRAW TABLE
MARKETPLACE



2024 Harvest of Quilts



Friday, May 3, 2024 10 AM - Saturday 4, 4 PM

☆☆☆☆☆ [Login To Rate](#)

\$8.00

0 Likes, 0 Followers, 0 Marks

Bobcaygeon Curling Club

49 Mansfield Street, Bobcaygeon , Ontario, K0M 1A0

Artful display of new and heritage member quilts. Featuring Quilt Raffle, Merchant Mall, Member Boutique, Refreshments available on site

D.O.T.S.

(Dunnville's Own Tiny Stitchers)

Garden of Quilts

Friday May 31, 2024 10am-6pm
Saturday June 1, 2024 10am-5pm

No. 6 RCAF Museum, 536 Port Maitland Rd., Dunnville

Admission - \$10.00 Children under 10 free

*Food Trucks *Vendors *Boutique *Silent Auction

*Special Guest – Vanessa Genier of Quilts for Survivors

Contact Debra Rolfe at 289-214-4166 for more information or raffle tickets.



Note: The museum will be open for tours during the quilt show

Hamilton Quilters' Guild presents:



QUILT SHOW DATES

Fri May 31st, 2024
10am to 6pm

Sat June 1st, 2024
10 am to 4pm

Ancaster Fairgrounds
630 Trinity Road South
Jerseyville, ON L0R1R0


Buses Welcome
Accessible
Free Parking

Admission \$10
(Cash Only)

Quilt Display
Viewer's Choice
Quilt Challenge
Member's Boutique
Merchant Mall
Tea Room
Demonstrations



www.hamiltonquiltguild.ca

**Topp
Stitched**
Longarm Quilting

Jayne Ryder
Port Dover, ON
519-583-3544
toppstitched@gmail.com

PLEASE SUPPORT OUR ADVERTISERS

Sandra Croley
The Cro's Nest
Longarm Quilters



905-779-3008
sandra.croley@gmail.com
quiltingatthecrosnest.blogspot.ca

U~Quilt~It
Quilt Shoppe & Longarm Quilting
Ginette Pereira
8268 Hwy. 20, Smithville, ON, L0R 2A0
Ph 905 957-2000
Hours: Tues. to Fri. 10-5, Sat. 10 to 4
www.uquiltit.com ginette@uquiltit.com



The Quilting Corner
We Sell Handi Quilter Machines and Supplies
Hrs: Mon-Sat 9am-5pm, Sun 1-5pm
Free delivery and pickup

Supplying All your Quilting Needs Including Longarm Quilting
Phone: 519-426-6705, Website : quiltingcornersimcoe.com

"WHERE QUALITY & SERVICE MATTER"



*Cherished
pieces*
For Quilters & Sewists

Cynthia & Bill Hildebrand
142 Broadway Street
Tillsonburg, On N4G 3P8
519.842.2658

Cynthia@CherishedPieces.com
www.CherishedPieces.com