



Next General meeting April 13
St George United Church Hall
 9 Beverly St E, St George

⇒ Doors open at 6:30 PM

⇒ SEWcial is at 9:30 AM

⇒ BOM / DEMO with Cathy at 6:45 PM

⇒ For those who wish to do so, you can join us for
 pre-meeting dinner at 4 PM at the St George Arms Pub
 24 Main Street S, St George

Calendar

- ◆ SEWcial – starts back at April meeting
- ◆ Keep saving your pop tabs
- ◆ TGIF Club – details in the newsletter
- ◆ Demo / BOM by Cathy: Remember to bring \$2 for kit
- ◆ TIP JAR at membership table (for quilting ideas) pg 2

Happy APRIL BIRTHDAYS

Carrie Browne Kim Callaghan
 Jackie Kaye Kyla Smith
 Cindy Taylor Joan Tressel



APRIL PROGRAM

Our April guest speaker is **Kelly DuMaresq** from Markham, Ontario. She has a passion for scrap quilts – making them, sharing and teaching them. Her focus is on traditional quilts and finding easy, efficient ways of making the basic units used in these kinds of quilts. Her motto is “Where there’s a scrap, there’s a quilt!” Her goal isn’t just to save her scraps but to USE her scraps. Kelly has been quilting for over 25 years. She is an accomplished teacher with a dedicated following of students. Her true joy is to share her love of quilting and inspire others to dig into their own scraps. You are in for a treat!



Your BHQG Program Committee
 Joan, Catherine, Judy, Janice, Verna,
 Aline, Steven & Roseline

Rotary Club North members delivered the extra sewing supplies collected for the STEAM project to two Grade 7-8 classes on Six Nations whose teachers wish to teach basic sewing to the students.



NEWSLETTER DEADLINE FOR MAY
ISSUE IS APRIL 20.



TGIF

...words of encouragement

Winter is still with us. Have you been taking advantage of your time in the warm comfort of your home to finish your UFOs (Unfinished projects)? We hope so. Imagine the month of June, when you can proudly say:

Thank Goodness It's Finished.

We are counting on you!

DEMO and BLOCK OF THE MONTH with Cathy

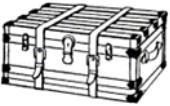

What to do with that layer cake that has been sitting on a shelf for months? This month we deal with making Jacob's Ladder blocks with techniques for ten-inch squares. If you need a block for a quick quilt, then the two blocks demonstrated can be used. Packages with fabric **to make two blocks- one to hand in for May and another to hand in for June** - will be available for a toonie. There will be enough fabric in the package to make both blocks.

See you at 6:45 PM.





PROGRAM 2023

<p>May 11</p> 	<p>SPOTLIGHTING OUR MEMBERS: Three of our members will be doing mini trunk shows to showcase their journey in the quilting world. Their identities will be divulged next month.</p>
<p>June 8</p> 	<p>ICE CREAM SOCIAL/ End of the year celebration: The Program will feature the TGIF show and tell, the Executive for 2023-2024, Member Recognition, Tip of the Month, 50/50, games, other activities and ice cream tasting. Stay tuned for more information.</p>

UPCOMING QUILT EVENTS

April 3 Haldimand Quilters Guild	Quilting to the Tunes – Tea Hagersville United Church
April 15, 16 A Million Little Stitches Region of York Quilters	http://www.regionofyorkquiltersguild.ca/
April 29, 30 Georgian Bay Quilters	Reflections of Georgian Bay, Tiny Township
May 26 to 28 Superior Quilt Show	Thunder Bay Quilters. https://thunderbayquilters.org/
June 2, 3 Pinetree Quilters Guild of Muskoka, Bracebridge	www.pinetreequiltersguildofmuskoka.com/
June 2, 3 Quilts Kingston Limestone Quilters Guild	Royal Kingston Curling Club limestonequiltersguild.wordpress.com/
June 8–10 Quilt Canada	Halifax NS canadianquilter.com/quilt-canada-2023/
June 10, 11 Quilting Corners QG	Stitching Among Friends, Alliston Stitches in Bloom
June 16, 17 Chatham Kent QG	Stitches in Bloom, Chatham
Sept 7 - 9	Northern Quiltfest, The Quilt Barn, Earleton P0J 1E0

TIP JAR

Starting in March, & going forward to our June meeting, there will be a 'tip' jar at the membership table along with forms for our members to fill in their favourite quilting tip.

During the meeting, a draw will be made for the winning tip of the night.

Each month, our members may add more tips to the jar & then, in June newsletter, we will list all the tips.

"March tips were so exciting & guess what, out of the 18 submissions, there were no duplicates. I can't wait to see your April tips. We may have to write a book before we're done. See you in April."

Your Tip Person, Sharon



WINNERS! \$20 Gift Certificates from The Quilted Boutique.
Last month's winners are:
Diane Sitzer and Sandra Grummett

50/50 Winner: Sharon Hamilton
Tip Jar: Winner: Cathy Eagles

The Quilted Boutique

*a little gift
for you*

SUNSHINE QUILT SHOW

MAY 6 & 7, 2023
10 am to 4 pm • Admission: \$7/person/day

TRILLIUM MANOR
12 Grace Avenue, Orillia

Exhibits and Sales

Sunshine Market

Vendors

Tea Room

WHEELCHAIR ACCESSIBLE

FOR MORE INFORMATION:
 [oqguild](https://www.facebook.com/oqguild)

SUPPORTED BY:

thimbles & things • 705.326.9357

Quilt Raffle
Queen Size, Hand Quilted, Hand Appliqué



Supporting Trillium Manor



**Orillia
Quilters
Guild**



PRESIDENT'S CORNER

Hello Quilters!

I really enjoyed our annual retreat this year and want to send a big thank you to Rhonda Bennitt for stepping in and taking up this task. Our retreats have always been a great place to relax and socialise and of course, sew. I am glad this tradition will continue.

Becky has started to work on the executive positions for next year. We have a core of people who have taken on many roles within the executive and some want to continue but others would like a break. Please consider the possibility of joining the executive as a position holder or supporter. We have a terrific guild which is the direct result of dedicated leaders and members.

Personally, I will be cruising for the last two weeks of March - Greece, Turkey and Israel should be beautiful and interesting. It never hurts to be pampered with meals prepared and beds made.

See you in April!

Sincerely,

Joanne — President

These 2 lovely spring-themed table runners were donated to Outreach by a "mystery" member. Please contact Stephanie if you donated them so she can properly thank you.



OFFICERS 2022-2023

President	Joanne Beard
Past President/Nominations	Becky McAlister
Vice President	Linda Bodkin
Recording Secretary	Stephanie Nemeth
Treasurer	Lorraine Geraldi / Ass't: Kim Ferrell
Membership / Front of House	Aline Chan
Program Committee Chair	Roseline Dufour (+You?)
Workshop	Colleen Fauvelle
Newsletter Editor/Webmaster	Aline Chan

COMMITTEES

Spring Retreat 2023	Rhonda Bennitt / Ass't Verna Radford
Library	Pat O'Connor / Ass't Susan Archer
Quilt Racks Committee	Sue Baldauf
Community Outreach	Stephanie Nemeth
Touch / Fidget Quilts	Joy Archer / Sue Baldauf
Historian	Roseline Dufour
Photography	Verna Radford
Publicity/Info to CQA	Ofelia Escareno
Archives	Carol Hunter-Ward
Celebrations	Mary Connan
Pop Tabs	Bonnie MacDonald
50/50 Draws	Jackie Kaye / Linda Bodkin
Block of the Month	Sue Baldauf
Scholarship	Sue Baldauf
SEWcials	Sue Baldauf / Roseline Dufour
Demos	Cathy Eagles
Special Project	Sue Baldauf / Roseline Dufour
Greeter	Joan Tressel
Membership	Sharon Hamilton / Janet Perrodou
Program committee	Roseline Dufour, Janice Ferguson, Cathy Eagles, Judy Taylor, Joan Tressel, Verna Radford, Steven Clark
Quilt Expo 2026	

'THINKING OF YOU' cards



If you know of a Guild member who is in need of a card for illness, sympathy or 'thinking of you', please let Stephanie know. steph.nemeth@outlook.com

BRANT HERITAGE QUILTERS GUILD publishes the *BRANT QUILTERS VOICE* ten times a year. Editor: Aline Chan

We welcome editorial contributions and submissions. You may email submissions to alinchan@rogers.com

Advertising Policy: Advertisement of a product or service does not indicate endorsement by the publisher. Publisher does not assume any responsibility by warranty or otherwise with respect to products or services advertised.

SIGNING OF THE MEMBERSHIP APPLICATION AND CHECKING THE APPROPRIATE BOX gives us permission to send you Guild-related notices / announcements. To unsubscribe, please email the editor with the words 'unsubscribe' on the subject line.

PROOF-READERS: Gwen Brewer, Sue Baldauf, Becky McAlister, other executive.

SEWCIAL

For April, we are happy to announce that SEWCial is back.

Please make plans to attend our Sewcial at the church during the morning and afternoon of our April 13th guild meeting. This is a wonderful opportunity to sew and socialise in a safe, comfortable environment.



We hope that all the spaces are used as 10 BHQG members are invited to pre-register and attend. It is very important that if you do register and if you are not able to attend, please let Sue know ASAP. Your space will be given to someone on the waiting list.

We will meet on Thursday April 13, 2023 from 9:30 AM to 3:30 PM at the St. George United Church.

If you are interested in joining us, please email Sue. Remember, there are only 12 spaces (10 members and 2 organizers) and you must pre register at suebaldauf@hotmail.com. Each month, we will start a new list so everyone must go through the registration procedures again.

Your BHQG SEWCial organizers

Sue Baldauf and Roseline Dufour

FROM YOUR OUTREACH COMMITTEE

Thank-you to those guild members who submitted flimsies and finished quilts at our last meeting. Many thanks to Joanne Beard and Sandra Grummett for their quilting talents and to the Outreach committee members for binding the quilts. It would be appreciated if you would put your name on the quilt or flimsy when you place it on the Outreach table during meetings so that you can be appropriately thanked.

This month, the following groups received these items from us:

- ⇒ The Brant County Health Unit's Healthy Babies Healthy Children Program received 7 quilts and 10 burp towels
- ⇒ Hope Pregnancy Resource got two receiving blankets and 17 burp towels. (They are not accepting quilts at this time).

Thank-you for your continued support of the Outreach Program.

Stephanie

Outreach Committee



Saturday night was games night and fun was had by all.

We played the Saran Wrap game - we struggled to unwrap the ball to claim our prizes - and the evening was full of hilarity and enthusiasm.

We played two games of Left, Right and Centre. This was a blast, and we all walked away with bellies full of laughs.

The weekend went by fast- we had a lot of fun, some did lots of sewing—and some provided the energy to make the weekend a success. And like all retreats, we made new friends.

A big THANK YOU to Janice, Verna, Pat and Joanne for all their support and help in making this retreat a successful one.

We are looking forward to the next retreat!

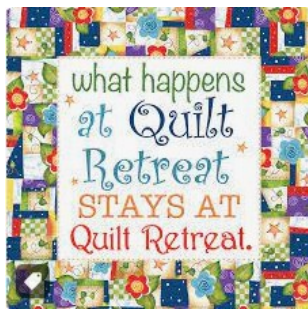
Would you like to join our retreat committee? If so, contact Rhonda: rhondabennitt@hotmail.com

Sincerely,

Rhonda: Chair, Retreat Committee

SPRING RETREAT 2023, Chapter 31

This year's quilting retreat was a resounding success. The snow storm was a challenge but we made it. The weekend was fun and everyone joined in the activities. Oh, and the food - I can't say enough - it was delicious.



Friday night there was a 'meet, greet and treat', where everyone could get to know one another a bit better. Oh, and the treats were found on our big treat/snack table which was jam packed with goodies.

The Shop Hop had 4 destinations—we split into two groups - however only one grouping was chosen by the participants. We hopped into two vehicles and off we went to the shops. Several quilters also went on their own to the neighbouring shops and a few stayed behind to sew, sew and sew some more.

FIDGET/TOUCH QUILTS

Thank you for your interest in making fidget/touch quilts for young children, special needs youth and for the elderly, especially those with Alzheimer conditions.

At this time, **we need at least a dozen quilts** to go to identified places of need. One place is a group home called Guiding Hands for challenged adults in Brantford.

Look for Joy Archer at the April guild meeting— We will have more kits prepared by Judy Taylor and Joy. This makes it easy for you to complete a fidget quilt.



Canadian Quilters Association / Association canadienne de la courtepointes



Alice Farrenden celebrates her 94th birthday.

RETREAT 2023

Photos by Verna



Ingrid Davitsky's flimsy from the Five Oaks' Special Event workshop with Sue Baldauf, in November. The Roundabout Quilt.

SPECIAL EVENT WORKSHOP DAY AT FIVE OAKS, May 25, 2023

The response to our full day Special Event Workshop at Five Oaks on May 25, 2023 has been wonderful.

The format of half-day workshops gives the 35 registrants a chance to take 2 different workshops, one in the morning and a different one in the afternoon.



Sign up will continue at the April meeting with a registration fee of \$20 CASH needed to hold your space. We hope to have samples of the 4 different workshops at the April meeting.

Our proposed workshops include the following:

- | | |
|-------------------|---|
| Morning options | 1. Wonky Log Cabin with Roseline Dufour |
| | 2. Cathedral Windows with Linda Bodkin |
| Afternoon options | 3. Quilting with Selvedges with Sue Baldauf |
| | 4. Paper Piecing with Joanne Beard |

WHAT Special Event Workshop Day
 WHERE Five Oaks Conference Centre, Bethel Road, Paris
 WHEN Thursday, May 25, 2023
 DETAILS One Choice of 2 Morning Workshops
 One Choice of 2 Afternoon Workshops
 Morning Coffee, Snacks and Lunch
 Our popular Chinese Auction at Lunch with 5 quilting items

OPEN to 35 BHQG participants

Registration is necessary.

COST **\$20 CASH is necessary to hold your spot**

FIRST COME, FIRST SERVED

Sign up sheet at BHQG guild meeting

Your BHQG organisers are Sue Baldauf and Roseline Dufour.

Please send inquiries to suebaldauf@hotmail.com

OUTREACH

with Stephanie Nemeth



This quilt was top was created by a member from a kit supplied by Outreach, back in the fall. Quilted by Joanne and bound by Stephanie.



Quilt donated by Sandra Grummett



Quilt donated by Sandra Grummett. This is one of two she donated this month.



Carolyn Plum donated this cozy flannel quilt. This is one of two she donated.

SHARON'S RETREAT FUDGE RECIPE**Ingredients:**

- 1 cup of melted butter
- 2 cups of brown sugar (packed)
- 1 can of condensed milk
- Dash of vanilla extract
- 1 cup of icing sugar

**Directions:**

I use an 8 X 8 glass Pyrex dish

- In the dish...combine melted butter, brown sugar and condensed milk
- Microwave on high for 2 minutes and 30 seconds
- Stir
- Microwave again on high for 2 minutes and 30 seconds
- Stir
- Microwave again on high for 2 minutes and 30 seconds

Be careful.....dish will be hot

- Remove from microwave and add vanilla and icing sugar until smooth
- Refrigerate to set

Cut, share and enjoy the compliments!

** I have also had this with 1/2 the mixture put in the dish and then a layer of

Caramilk chocolate bars added and then the remainder of the fudge. This was called the "Orgasmic" version!

HOW TO REMOVE PENCIL MARKS FROM QUILTS

- 3 oz. rubbing alcohol
- 2 TBSP water
- 3 drops White Ivory dishwashing liquid

Some people put the solution into a bowl and some use a spray bottle.

- Dip a soft bristle toothbrush in the solution and gently scrub at the marks. I found that the toothbrush was gentler and more effective on the fabric than using a cloth to rub with.

The mark should disappear in about a minute. It does not need to be rinsed out and will not stain your fabric.

MODERN ALTERNATIVES:

- **Biz or Oxyclean:** Mix with water in a container and soak the blocks. The problem with both of these is that there is a chance they will lighten the fabrics in your quilt. If you only use it on a couple of blocks, this color change may show in the finished quilt.
- **Mr. Clean Magic Eraser:** Dampen this 'sponge' with cool water and with a light touch gently rub the lines.

WORD OF CAUTION: Use at your own risk. Test it first before using.

LETTER OF THANKS

Hello friends, neighbours, Rotarians, Quilters' Guilds, Sewing Clubs, Crafts clubs, artists, designers, sewists, friends of the Indigenous! Mission accomplished!

On your behalf, our team visited 3 schools in the Six Nations community and passed on your support of their programs. Each one has a class of keen students looking ahead to their graduation day in 3 months' time and preparing for the celebration of their culture and their achievements by learning to sew. In the two elementary schools, the grade 8 students are taking turns learning to straight-stitch sew on the machine brought in by their teacher! The grade 11 class of the STEAM Academy at Six Nations Polytechnic is nicely set up with sufficient machines for the 12 students of the Understanding Fashion course. The ultimate goal for all is the making of a special ribbon skirt and/or shirt for that big day in June.

Our team had the pleasure of leaving all that you donated - 35 very full individual sewing baskets for students and 3 big ones for the teachers, two more sewing machines, two sergers, an embroidery machine, several bags of nice cotton fabric, a class set of pillow case kits (thanks to Jane Sanders), a class set of project bags quilted and in an attractive print + matching pin cushions (thanks to Sue Curran), and so much more!!! Donated money was spent on the extra sewing baskets needed (on sale at Michaels!), lots of ribbon (on sale for 50% off at Fabricland), and lots of 1" non-roll elastic for the ribbon skirts.

Needless to say, it was a memorable day, clearly a successful project, and one we Rotarians both enjoyed and learned a great deal from. Proof that together we can make a difference!

Since that day, we have been given the name of a fourth little school nearby to reach out to - so ...if ever you become aware of a sewing machine that wants a new home, do let me know! Also since that day, we assisted with the transfer of a baby grand piano donated by a former Rotarian to the music programme at SNP and that same day, we saw the sewing class busy at work making their pillow cases, sewing baskets at their side, sewing supplies put to use, happily and totally into it!

In the spring, we're anticipating launching another project -- for Art for Aid! Stay tuned! In the meantime, happy sewing, everyone! And a million thanks for your contributions and support of these students in the Six Nations community.

Judy Warrington

Burlington North Rotary Club

Block of the Month: Sweet Treats

Demo by Cathy Eagles

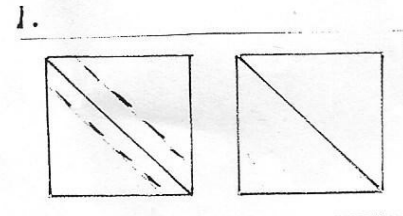
DEMO from March meeting
Please remember to return your
block at the April meeting for a
chance to win a set of blocks.

Finished Block: 16 inches by 16 inches.

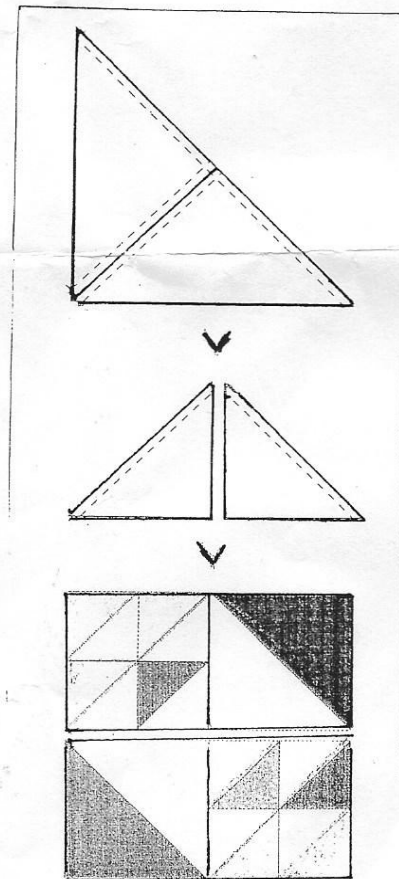
Fabric Requirements: 2 ten-inch squares printed, 2 ten-inch squares background.

All seams are one-quarter inches.


1. Layer 2 ten-inch squares, one printed, one background, right sides together. On the background square, mark a line from corner to corner on one diagonal. Sew on either side of the drawn line. Cut on the drawn line. Open one of the triangles, press and square to $8\frac{3}{4}$ inches.
2. Fold the other triangle in half, matching points, and lightly press to mark the middle line. Stitch $\frac{1}{4}$ inches away on both sides of the line and then cut along the line.
3. Fold the smaller triangles in half, matching points, and lightly press to mark the middle line. Cut on the middle line. Repeat with the other small triangle.
4. Open and press. You will have 1 large half-square triangle and 4 smaller half-square triangles.
5. Repeat the process with the other print and background 10-inch squares.
6. Sew 4 small half-square triangles together in a 4-patch layout.
7. Repeat with the other 4 small half-square triangles.
8. Sew the 4 units into a block. The block should measure $16\frac{1}{2}$ Inches unfinished.



2. + 4.



Block

Possible
Quilt

Missouri Star
 Quilt Company
 Corrected!

SHOW AND SHARE

Photos by Verna





Quilters, please stay safe & healthy!

Mail order available!

**WE HAVE MOVED....
ACROSS THE
STREET!**



www.cherishedpieces.com

📍 142 Broadway St. Tillsonburg, ON

☎ 519.842.2658



Up Yur Quilt

Henley Square Plaza
395 Ontario St,
St. Catharines, ON
289-362-1443
UpYurQuilt@gmail.com

Tue, Thur & Fri 8am-4pm
Wed 8am-6pm & Sat 8am-3pm
Sun/Mon closed
www.UpYurQuilt.ca
In store and website shopping



**SPOOLED ROTTEN
QUILTS**

Longarm Quilting Services

Sarah Yetman • 519-732-5718
info@spooledrottenquilts.com
237 Bruce St., Brantford ON N3S 4Z8

Hamilton Sewing Specials!

**BABY LOCK
SEWED**
LONGARM GETAWAY
VIRTUAL EVENT

In Stock!

**\$469
Value**

*Does not include machine price

You started your quilt, and now you can finish it with the Baby Lock Gallant.
Packed full of features, the Gallant is just what you need to complete any quilting project.

1564 Main Street West Hamilton On. - 905 527 6794 - hamiltonsewing.ca

Hamilton Sewing Special



Handi Quilter
AMARA
10 or 12
Foot Framed
On Sale
Now!

Experience quality, precision, and a world of quilting possibilities.

From baby quilts to king-size, the HQ Amara is the perfect fit for your style of quilting.

1564 Main Street West Hamilton On. - 905 527 6794 - hamiltonsewing.ca



Heirloom Treasures Creative Sewing Studio

Distinctive fabric, notions, patterns and designs to meet all your quilting, machine embroidery and bag making needs

Find us at 132 Governors Rd. E., Paris, ON N3L 3E1
Studio Hours: Wednesday - Saturday 10am - 4pm

519-774-5164 heirloomtreasures01@gmail.com

[facebook.com/HeirloomTreasures132](https://www.facebook.com/HeirloomTreasures132)
www.heirloomtreasures.ca



HS Hamilton Sewing

www.hamiltonsewing.com

**Quilt Members receive
25% Off Fabric
Everyday**

michele@hamiltonsewing.com

1564 Main St. W. Hamilton On

Phone 905 527 6794

Country Patchworks Fabrics and Quilts

DEBBRA EDDY
Owner

515533 11th line
R.R. 3, Woodstock, ON N4S 7V7

519-537-8753
debbraeddy@hotmail.com
www.countrypatchworks.ca



THE QUILT PLACE

HEATHER STOCK
519-625-8435
heather@thequiltplace.ca
www.thequiltplace.ca

**Fabric, Quilting Supplies,
Ready & Custom Made Quilts**

3991 Perth Rd. 107, Box 223, Shakespeare, ON N0B 2P0

The Quilted Boutique
 Quilts - Quilting Cottons - Linen - Flannel
www.thequiltedboutique.com



123 Powell Road
 Brantford Ontario Canada
 1-226-934-4729



COUNTRY CONCESSIONS
Quilt Shop

Helping you build your stash for over 20 years!

35 King St, N. Cookstown
 (Just north of Hot Stacks)

We can't wait to see you!

705-458-4546 | countryconcessions.com




The advertising rates are as follows:

Classified Ad	(1 inch x 3 inch)	\$ 2.00 per insertion
Business Card	(2 inch x 3 inch)	\$ 4.00 per insertion
Quarter Page	(5 inch x 3 inch)	\$ 7.00 per insertion
Half Page	(7 inch x 5 inch)	\$15.00 per insertion
Full Page	(7 inch x 10 inch)	\$30.00 per insertion

Quilting Corners Guild Presents

Stitching Among Friends
 QUILT SHOW

June 10 & 11, 2023 10:00 am to 4:00pm



Viewer's Choice Award Winner 2019

To Everything There is a Season
 Simple Bird Studio

Alliston Curling Rink, 52 Albert St., W, Alliston, ON


Admission Adults - \$8.00
 Children (12 & Under) - \$5.00

Quilts, Wall Hangings, Quilted Apparel
 Mini Auction, Quilt Raffle, Merchant Mall
 Bed Turning, Tea Room, Corner Store

Free and Handicap Parking www.aqcguild.edublogs.org

WINDSOR QUILTERS' GUILD
 45 YEARS SERVING WINDSOR/ESSEX

Sew Lovely
 2023 QUILT SHOW



Guild Boutique
 Raffles
 Prizes
 Book Sales
 Vendors
 Refreshments

Friday, May 5 10 am - 6 pm
 Saturday, May 6 10 am - 4 pm

Royal Canadian Legion 594
 5030 Howard Avenue
 Tecumseh, ON
 (Across from Heavenly Rest Cemetery)

Admission: \$8 adults
 \$5 children under 12

Prizes!

67"x73" Egret Quilt

60"x75" Redwork Quilt

\$100 voucher for THE KEG Steakhouse and Bar




Raffle Tickets sold to support the Canadian Mental Health Association of Windsor/Essex




Huron Perth Quilters' Guild & The Stonetowne Quilters' Guild Present

- PIECEMAKERS 2023 -

QUILT SHOW

April 20, 21 & 22
 Thursday 10-5 • Friday 10-7 • Saturday 10-4
 The Pyramid Centre • 317 James St. S., St. Marys, ON


Admission \$10

New Quilts • Lunch • Door Prizes
 Merchant's Mall • Demonstrations • Boutique

For information contact Sharon Straus at sharonstraus@hotmail.com

www.huronperthquilters.com www.stonetownequiltersguild.com

Become a friend on Facebook "Piecemakers Quilt Show"



Sarnia Quilters Guild

Presents

Water Under the Bridge Quilt Show 2023

June 2-3

Friday June 2nd 10am-6pm | Saturday June 3rd 10am-4pm

Admission \$10 | Free Parking

Point Edward Arena, 210 Monk Street, Point Edward, ON

- Boutique
- Vendors
- Food and Refreshments
- Quilts in the Time of COVID
- Pictorial Art Quilts Inspired by David Taylor
- Mini Quilt Draw
- Children's Program
- Quilts of Valour
- Community Outreach
- Door Prizes

www.SarniaQuiltersGuild.org