



# Nine Patch News: Haldimand Quilters Guild

<https://www.alininspirations.com/haldimand-quilters-guild.html>

November 3, 2025



**NOTES: Next SEWday is December 15.**

Shirley has your name badges, if you ordered one.

### MESSAGE FROM OUR PRESIDENT VANESSA

You do not need to bring dishes for our Christmas dinner - the ladies at the church are taking care of that, as well as coffee and tea. Just bring your own cold drink to have with dinner.



#### Program:

December: Button Art. Don't forget your glue.

January: Not yet firmed up.

If you would like to do a trunk show, let Zoey and Vanessa know.

We wish everyone a safe and happy holiday season.

*Vanessa*

### MESSAGE FROM KATHY HIRD: BLOCK LOTTO

**PLEASE HAND IN YOUR BLOCK** as soon as you come in! November block by Betty Ann Laidlaw are to be handed in December. Pattern is in this newsletter.

If you are doing the Cancer bags—here is the link for the pattern that Betty Ann adapted. Instructions are in this newsletter.

[https://www.bhg.com/decorating/do-it-yourself/fabric-paper-projects/six-pocket-bag/?utm\\_source=pinterest.com&utm\\_medium=social&utm\\_campaign=social-share-article&utm\\_content=20190806#](https://www.bhg.com/decorating/do-it-yourself/fabric-paper-projects/six-pocket-bag/?utm_source=pinterest.com&utm_medium=social&utm_campaign=social-share-article&utm_content=20190806#)

### ORIENT EXPRESS MYSTERY with Sandra Croley

Workshop is taking place in the New Year. It is full.

### QUILT-DU-KO with Sandra CROLEY

If your are participating in the Quilt-Do-Ku exchange, please drop your blocks to Sandra before the meeting begins. If you would like to join, please see Sandra.

### Caring For Cancer Community - South Coast

We are getting low on your beautiful hand made quilts. We would LOVE donations of quilts for our cancer care bags. The perfect size is 60" X40".

### Reminders:

- ⇒ Our meetings are fragrance free.
- ⇒ December 1, Regular meeting at 6:00 PM.
- ⇒ SEWday December 15
- ⇒ Orient Express February 7 with Sandra: \$40. Full
- ⇒ QUILT-DU-KO reminders—take your blocks to Sandra before the meeting starts.
- ⇒ Block Lotto—please take your blocks to Kathy when you arrive.

**Newsletter deadline**  
3rd Monday of November

**Photos by**  
**Debbie Allan**

### From Debbie's Desk...

November's SEWday was a week early. It was a fun filled day...biggest surprise was the snow. It was another early arrival.



Lots of projects were whizzing thru the machines. We were treated to a awesome sight. Dale Vecero dropped in to share her auntie's pineapple quilt. Absolutely gorgeous, colours breathtaking.

Lunch was yummy as always. We worked up an appetite and were very hungry...

Next up is our Christmas dinner and party night featuring festive button art.....see you in Dec.

At our regular meeting night, there was crispness in the air.

We welcomed three visitors.

Our Block Lotto had a spectacular response...19 blocks. The colours were awesome....what a gorgeous scrappy quilt it will be. They were won by Sandra Croley. Betty Ann Laidlaw presented the next block lotto...to be brought back in December. The Roman Stripe. Another scrapbusting delight.

Our show and share was exciting....ornaments, pincushion, a purse and quilts. A proud grandma showed her grand-daughters first quilt. She had entered it in the fair and won a ribbon. So exhilarating to see our younger generation carrying on the art of quilting. Wall hangings and donation quilts, along with full-size ones, finished of our night.

Hugs and holiday stitches.

Hugs and stitches. *Debbie*



**HALDIMAND QUILTER'S GUILD**  
**MINUTES FROM NOVEMBER 3, 2025 MEETING**

Members of the Guild met at the Hagersville United Church 6:30 pm for our meeting. There were 28 Members present, and 3 guests.

Our Minutes from October 6, 2025, were accepted by a motion made by Tricia, seconded by Nadine. Carried.

There was no correspondence from the past month.

Kathleen gave the Treasurer's Report – we currently have \$5,221.84 in our account.

Kathy - Walk-Around-Haldimand – September 2,916", October 7,765", grand total 966,163". Kathy talked about how we came to keep our finished work in inches – the CQA started it in 2013, and in our 2014/2015 season, our Guild kept track for how far we would get walking around Haldimand County. This keeps us motivated to get our projects finished so we can add to the total.

Sandra – has our Quilt-Du-Ko sorted for those participating. She had sent out the instructions for the 3<sup>rd</sup> block that morning so we could have them ready for the December meeting.

Block Lotto – there were 19 blocks that finish at 12" square – Sandra won them.

Betty Ann – showed her Block Lotto to have ready for the December meeting as well. It is a scrappy block using 2 ½" x 4 ½", and 1 ½" x 4 ½" pieces.

For our December 1<sup>st</sup> meeting; we will each need a bottle of glue, either clear or dries clear for our button art project.

The ladies from the WHGH Foundation picked up the quilt for their December auction. The Foundation will be running a raffle in Spring 2026 and have asked for a quilt to be donated. Consensus was that one of Zoey's quilts would be used.

Dale, a lady from the Caledonia Fair, has donated fabric from her Mother. There were bags on the Give & Take Table. We helped ourselves at break, especially with the Block Lotto needing a variety of scraps.

Tricia is working on a quilt and needs help using fine crochet cotton. After discussion from Members, using a quilting sewing machine needle was suggested.

Betty Ann – regarding the bags for the South Coast Cancer Care, had a sample to show us. Straps use 4" x 48", Cut out bottom 3" corners to reduce bulk. The bags outer dimensions are 14 x 22" with 6 outside pockets. The SCCC need 30 to 50 bags per month.

New Business:

There was a motion to make it a Guild Project to make 40" x 60" lap quilts for SCCC to be donated in September by Sandra, seconded by Nancy. Carried.

For future exchanges, we can do as teams for doing 9-Patch blocks, HST's, potato chip blocks, etc.

For our March meeting, we will be doing trunk shows of our own collections, all members invited to participate. If we have too many volunteers, we could be spread over a couple of months. Please let Vanessa or Zoey know if you would like to see your work shine at our meeting in March.

Mrs. Turpin from Nanticoke has contacted the Guild and has 2 bags of quilting cotton to be picked up. We have someone who volunteered to pick them up. Our thanks to Chris Gloyd for taking care of this.

Zoey – Program highlighted some of the history of the Underground Railroad Quilt Codes. These codes sent messages to escaping slaves. Colours indicated messages such as Blue meant protected, Black meant something bad, triangles were for prayers.

Our Community Outreach winners: Marilyn Robertson, Carol McDonald, Gwynne McGahey, and Shirley Kellar.

There was a quilt exhibition at ROM in 2024. Shirley has the book and will do BOM's for next year.

Show & Share: Nancy, Ann, Lucy, Linda, Shirley and Nadine.

Vanessa advised that our Sew Day was November 10, 2025, as the Church is already booked for November 17<sup>th</sup>.

Our Christmas Dinner is on December 1, 2025, at 6:00 pm. The United Church ladies are catering so we won't need to bring dishes. We need just glue and any specialty buttons we wish to use in our button art project.

Our December Sew Day will be on the 15<sup>th</sup> at 9:30 AM with a potluck lunch.

*Vanessa Allan*, President

*Janice Christ*, Secretary

**SHOW & SHARE**



## Show & Share



### Executive 2025 to 2026

President - Vanessa Allan

Vice President - Zoey Peters

Secretary - Janice Christ

Newsletter/ Membership - Aline Chan

Treasurer - Kathleen Blomvist

Past President - Shirley Kellar

Program - Sherra Britton, Vanessa Allan, Zoey Peters

Block Lotto interim Kathy Hird for Sherra Advertising -  
Nadine Howard

50/50 - Rita Garvey

Photographer - Debbie Allan

## From Betty Ann: Cancer Care Bags

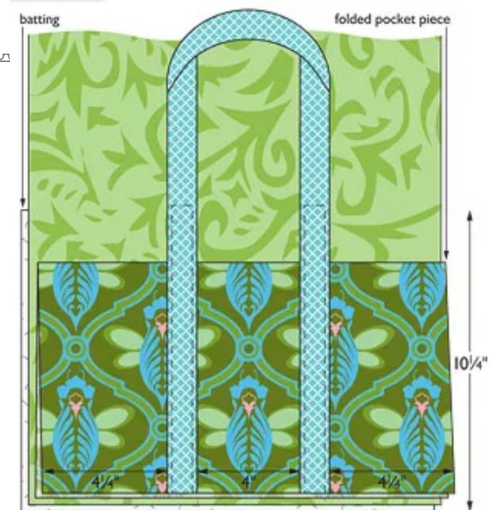
### How to Make This Creative Simple Six-Pocket Bag

#### Make Your Own Simple Six-Pocket Bag

Bonus: The pockets of this simple sewn bag are cleverly formed when the straps are stitched on—no additional sewing necessary.

#### Supplies Needed

- ¼-yard cotton fabric (straps)
  - Fabric shears or scissors
  - Tape measure
  - Pencil or pen
  - ⅔-yard cotton fabric (pockets)
  - 2 10¼×14¼-inch rectangles thin, firm batting
  - 1-yard cotton fabric (lining)
  - Iron
  - Ironing board
  - Quilter's pins
  - Sewing machine
  - Thread
- 6-inch sewing gauge



#### Finished Tote Bag Tips

This is the basis for the cancer bags .

Straps are cut 4" x 48"

Lining and main fabric 2 each 22" x 14 "

Pockets 22" x 20" ...folded to 22x10

[https://www.bhg.com/decorating/do-it-yourself/fabric-paper-projects/six-pocket-bag/?](https://www.bhg.com/decorating/do-it-yourself/fabric-paper-projects/six-pocket-bag/?utm_source=pinterest.com&utm_medium=social&utm_campaign=social-share-article&utm_content=20190806#)

[utm\\_source=pinterest.com&utm\\_medium=social&utm\\_campaign=social-share-article&utm\\_content=20190806#](https://www.bhg.com/decorating/do-it-yourself/fabric-paper-projects/six-pocket-bag/?utm_source=pinterest.com&utm_medium=social&utm_campaign=social-share-article&utm_content=20190806#)

**BLOCK LOTTO NOVEMBER: to be handed in at the December meeting**

**Betty Ann Laidlaw**



I have an overflowing container of 2 1/2" x 4 1/2" rectangles and a shopping bag of strips and strings that I want to whittle down. By cutting the strings into 1 1/2" x 4 1/2" lengths and sewing them to both sides of the rectangles, I'll gain blocks that finish at 4." I'll call my blocks by the traditional name, "Roman Stripe."



**The Roman Stripe block**

**Each block finishes at 4 1/2" Square.**

**Betty Ann put 9 of these together to make her finished blocks below**




**Last month's block**



**SEW DAY & SHOW & SHARE**



More pictures can be found at our FB page: <https://www.facebook.com/HaldimandQuiltersGuild>



## UPCOMING QUILT EVENTS

### Quilt Show

New Millennium Quilters' Guild Quilt Show

Friday, May 29, 2026 – 10:00 A.M. to 5:00 P.M.

Saturday, May 30, 2026 – 10:00 A.M. – 4:00 P.M.

Mildmay-Carrick Recreation Complex, 24 Vincent Street, Mildmay, Ontario

Google these shows for locations.

Water Under the Bridge Quilt Show in Port Edward Ontario - June 5, 2026

Common Thread Biennial Quilt Show in Ottawa ON Canada - June 12, 2026

Stitches in Bloom Quilt Show in W Chatham Ontario Canada - June 19, 2026

Prince Edward County Quilters' Guild Show in Ontario - July 11, 2026

**I have three kinds of fabric:**

- Intentionally bought,
- Spontaneous purchase,
- "I forgot I had this."



## Hanging By A Thread

Oakville Fibre Artists 6<sup>th</sup> Show  
 March 7 - April 3, 2026

Meet the Artists  
 Saturday March 7, 2026 2:00 to 4:00pm

Queen Elizabeth Park Community and Cultural Centre  
 MAIN GALLERY  
 2302 Bridge Road, Oakville, ON

**SAVE THE DATE**      **PLAN YOUR VISIT**  
 Monday-Friday 9 - 9 pm      Saturday and Sunday 9 - 5 pm

- **FREE** admission and parking,
- **Easily accessible building**
- Take and Make Fibre Art Kits
- Guided Tours will be available
- Facebook: The New Oakville Fibre Artists Page
- Instagram: ofaokvillefibreartists
- CQA Guild Member

Please support our advertisers



**The Quilting Corner**  
 We Sell Handi Quilter Machines and Supplies  
 Hrs: Mon-Sat 9am-5pm, Sun 1-5pm  
 Free delivery and pickup

Supplying All your Quilting Needs Including Longarm Quilting  
 Phone: 519-426-6705, Website : quiltingcornersimcoe.com



CANADIAN  
**Quilters**  
 -----  
**Courtepointes**  
 CANADIENNES



Sandra Croley  
 The Cro's Nest  
 Longarm Quilter

905-516-2816  
 sandra.croley@gmail.com


"WHERE QUALITY & SERVICE MATTER"



*Cherished  
 pieces*  
 For Quilters & Sewists

Cynthia & Bill Hildebrand  
 142 Broadway Street  
 Tillsonburg, On N4G 3P8  
 519.842.2658

Cynthia@CherishedPieces.com  
 www.CherishedPieces.com



**Topp  
 Stitched**  
 Longarm Quilting

Jayne Ryder  
 Port Dover, ON  
 519-583-3544  
 toppstitched@gmail.com