



Nine Patch News: Haldimand Quilters Guild

<https://www.alininspirations.com/haldimand-quilters-guild.html>
February 2026



NOTES:

- Our next General meeting is Monday, February 2 at 6:30 PM at the Hagersville United Church.
- Next SEWday is February 16 (Family Day).

MESSAGE FROM OUR PRESIDENT VANESSA

We hope everyone is keeping warm and safe. There is a lot of excitement with the upcoming workshop.

Program:

February: we will be learning about quilting acronyms so please bring your WIP or UFO.

March: Trunk show with our guild members - a big thank you to the three members that volunteered: Rita, Ida and Chris - we all look forward to seeing your creations.

Thanks, Vanessa

MESSAGE FROM KATHY HIRD: BLOCK LOTTO

PLEASE HAND IN YOUR January BLOCK as soon as you come in! That was the block presented by Kathy.

ORIENT EXPRESS MYSTERY with Sandra Croley

Workshop starts February 7. It is full.

QUILT-DU-KO with Sandra CROLEY

If you are participating in the Quilt-Du-Ko exchange, please drop your blocks to Sandra before the meeting begins. If you would like to join, please see Sandra.

Caring For Cancer Community - South Coast

We are getting low on your beautiful hand-made quilts. We would LOVE donations of quilts for our cancer care bags. The perfect size is 60" X40".

FROM THE HAGERSVILLE FOOD BANK:

We were honoured to visit with the Haldimand Quilters Guild for a presentation of 59 lbs of food as well as \$380 monetary donation.

Christmas is over but our need for supplies hasn't ended so thank you so much ladies, we appreciate your thoughtfulness and generosity.



Reminders:

- ⇒ Our meetings are fragrance free.
- ⇒ SEWday February 16: Potluck
- ⇒ Orient Express February 7 with Sandra: Full
- ⇒ QUILT-DU-KO reminders – take your blocks to Sandra before the meeting starts.
- ⇒ Block Lotto – please take your blocks to Kathy when you arrive.

Newsletter deadline
3rd Monday of February

Photos by
Debbie Allan

From Debbie's Desk...

At our January meeting, Deborah Forrest from the Hagersville Foodbank joined us. We presented bags of groceries as well as a financial donation. Way to go ladies....there is always a need. We've been collecting in January for over 10 years now. Many foodbanks are extremely low after Christmas....but the need is still there.

Our block lotto collection was won by Shirley Kellar. There were 12 - 16" blocks...t will make a beautiful quilt. Kathy Hird presented our next block. It's a chandelier block. The colour theme is jewel tones with white or off-white background. Can't wait to see what arrives next month.

Program was ABC 's of quilting. Alphabet panels, letter quilts. A Moda pattern free download was shared. 6" letter blocks. We also had some alphabet fun finding new quilty names. Try it out.

A lovely show of projects in a fabulous colours and varied styles were shared.



Debbie





**HALDIMAND QUILTER'S GUILD
MINUTES FROM JANUARY 5, 2026 MEETING**

Twenty-three members of the Guild met at 6:30 pm at the Hagersville United Church (HUC) for our meeting and food drive for Hagersville Food Bank donations.

Meeting started at 6:33 pm by Vanessa.

Our Minutes from December 1, 2025, were accepted by a motion made by Kathy H, seconded by Tricia. Carried.

Janice apologized for not sending cards to our members who are not well, Lois, Sherra, and Jane B. It was great to see Jane out for the meeting tonight.

Treasurer's Report – we currently have \$5,184.10 in our account. Motion by Kathleen, seconded by Kathy to accept the Treasurer's report. Carried.

Kathy – our Walk Around Haldimand – we added 6,319" in December for a total of 977,175". (Equivalent of 2,482 km).

Block Lotto for December were handed in. Twelve were submitted and Shirley won. January's Block is a 9" Chandelier, with a white or off-white background in jewel tones. Kathy advised that 2 – 2 ½" WOF strips of background colour make 3 squares. Pattern was available at back table.

Our Quilt Du Ko blocks were sorted by Sandra. The blocks to be handed in at our February meeting were emailed to participating members this morning.

Our March Trunk Show will be featuring the work of Rita, Chris and Ida.

New Business:

We have a sign-up sheet available to get scissors sharpened by a man from Binbrook. Phone 1st if dropping yours off. If enough interest, someone will take one trip to drop them off & pick up. Please label your scissors clearly.

2027 will be the Guild's 35th Anniversary on Monday, April 5th for our Gala Luncheon. There will be no penny sale and we will have assigned seating. The Guild challenge will be pin cushions – be creative. There will be quilts through the years, 3 draw baskets, fat-quarter sale and door prizes. Debbie has designed a quilt containing 35 blocks for us to make for this Anniversary. Guild to pay for background. Need committee to buy fabric: Shirley, Tricia and Ida volunteered. Motion to buy jewel tones, maximum \$400, made by Nadine, seconded by Tricia. Carried.

Deborah Forrest from the Hagersville Food Bank came to pick up our donations of non-perishable food and cash donations (including a cheque from the Guild for \$100). Deborah thanked us for our donations. Hagersville is needing a food bank now more than ever and all donations are appreciated.

Our Program was presented by Debbie regarding Alphabet Quilts. She also had a list of quilty nicknames based on a chart from Missouri Star. Panels very often have alphabet blocks. Some I-Spy quilts also use the alphabet to encourage children to read. Janice showed her finished quilt from a BOM that Anne Jay organized a few years ago. This was an example of the name of the blocks starting with the alphabet. Moda has free patterns for 6" A, B, C's with 4 filler blocks.

Please remember to be working on lap quilts to be donated to South Coast Cancer Care people in September, as discussed in our October 2025 meeting.

We held our Community Outreach draws – Terri, Kathleen, Marg, Tricia and Jane.

Show & Share – there were 6 members that shared what they have been working on.

Dates to keep in mind:

January 19, 2026, 9:30 am Sew Day with potluck lunch.

February 2, 2026, 6:30 pm our next Meeting at HUC

February 7, 2026, Our Workshop for the Mystery Quilt – please get your cutting done before so we can get started.

We closed our meeting at 8:10 pm.

Vanessa Allan, President

Janice Christ, Secretary

Dated: January 5, 2026

Our January meeting recap...



More pictures can be found on our FB page...



Show & Share

Executive 2025 to 2026

President - Vanessa Allan

Vice President - Zoey Peters

Secretary - Janice Christ

Newsletter/ Membership - Aline Chan

Treasurer - Kathleen Blomvist

Past President - Shirley Kellar

Program - Sherra Britton, Vanessa Allan, Zoey Peters

Block Lotto interim Kathy Hird for Sherra Advertising - Nadine Howard

50/50 - Rita Garvey

Photographer - Debbie Allan



SHOW 'N SHARE

More pictures can be found at our FB page: <https://www.facebook.com/HaldimandQuiltersGuild>





what's your QUILTER NAME?

Take the **first letter of your name + your birth month**
= your quilter alter ego

- 1. FIND THE FIRST LETTER OF YOUR NAME.**

<p>A – Scrappy B – Jelly Roll C – Fat Quarter D – Patchwork E – Seam Ripper F – Log Cabin G – Flying Geese H – Binding I – WIP</p>	<p>J – Stash K – Fabric L – Bobbin M – Free Motion N – Appliqué O – Batik P – Long Arm Q – Stitcher R – Batting</p>	<p>S – Sashing T – Block U – UFO V – Scissor W – Thread X – Bobbin Y – Thimble Z – Quilty</p>
---	--	--


- 2. FIND THE MONTH YOU WERE BORN**

<p>January – Addict February – Diva March – Fairy April – Queen</p>	<p>May – Superstar June – Princess July – Ninja August – Angel</p>	<p>September – Goblin October – Witch November – Gangster December – Wizard</p>
--	---	--



BLOCK LOTTO January

Kathy Hird



9" Chandelier, with a white or off-white background in jewel tones. Kathy advised that 2 – 2 ½" WOF strips of background colour make 3 squares.

To be returned at the February 2nd meeting.

This block is a simple straight forward block to construct. It's made up of 7 pieces. You need three pieces of the same colour and four pieces for the background.

I would like you to use rich jewel tones for the colours- ruby red, emerald green, topaz, - virtually any colour will work. Keep the background white or very light cream.

The finished block will be 8.5" (unfinished is 9"). To make a 60"x60" quilt you will need 41 blocks. If you wish to make more than ONE block please feel free to go ahead.

Kathy Hird

construction

Seam allowances are ¼" unless otherwise noted. Arrows indicate pressing direction. Sew fabrics with right sides together.

MAKE THE BLOCKS**Seven-Patches**

1. To make 1 block, gather the following:



- 1 square 5" × 5" of Print 1
- 2 squares 2½" × 2½" of Print 1
- 2 cream rectangles 2½" × 5"
- 2 cream rectangles 2½" × 7"

2. Sew 2 cream rectangles 2½" × 5" to the sides of 1 square 5" × 5" of Print 1. **Fig. A**


3. Sew 1 cream rectangle 2½" × 7" to 1 square 2½" × 2½" of Print 1. Make 2. **Fig. B**

4. Arrange the units from Steps 2 and 3 into rows, as shown. Sew together the rows and press. **Fig. C**

5. Repeat Steps 1–4, using each matching print pair to make 41 blocks.



Make 2.



Make 41.

UPCOMING QUILT EVENTS

Quilt Show

New Millennium Quilters' Guild Quilt Show

Friday, May 29, 2026 – 10:00 A.M. 0 5:00 P.M.

Saturday, May 30, 2026 – 10:00 A.M. – 4:00 P.M.

Mildmay-Carrick Recreation Complex, 24 Vincent Street, Mildmay, Ontario

Google these shows for locations.

Water Under the Bridge Quilt Show in Port Edward Ontario - June 5, 2026

Common Thread Biennial Quilt Show in Ottawa ON Canada - June 12, 2026

Stitches in Bloom Quilt Show in W Chatham Ontario Canada - June 19, 2026

Prince Edward County Quilters' Guild Show in Ontario - July 11, 2026

SHOW & SHARE



I have three kinds of fabric:

- Intentionally bought,
- Spontaneous purchase,
- “I forgot I had this.”

 An illustration of five spools of fabric standing on a wooden shelf. From left to right: an orange spool with white polka dots, a blue spool with white stars, a light blue spool with white hearts, a yellow spool with white polka dots, and a pink spool with white stripes.


Hanging By A Thread
 Oakville Fibre Artists 6th Show
 March 7 - April 3, 2026
 Meet the Artists
 Saturday March 7, 2026 2:00 to 4:00pm

Queen Elizabeth Park Community and Cultural Centre
 MAIN GALLERY
 2302 Bridge Road, Oakville, ON

SAVE THE DATE **PLAN YOUR VISIT**
 Monday-Friday 9 - 9 pm Saturday and Sunday 9 - 5 pm

- **FREE** admission and parking,
- **Easily accessible building**
- Take and Make Fibre Art Kits
- Guided Tours will be available
- Facebook: The New Oakville Fibre Artists Page
- Instagram: ofaokvillefibreartists
- CQA Guild Member

Please support our advertisers



The Quilting Corner
 We Sell Handi Quilter Machines and Supplies
 Hrs: Mon-Sat 9am-5pm, Sun 1-5pm
 Free delivery and pickup
 Supplying All your Quilting Needs Including Longarm Quilting
 Phone: 519-426-6705, Website: quiltingcornersimcoe.com



CANADIAN
Quilters

Courtepointes
 CANADIENNES



Sandra Croley
 The Cro's Nest
 Longarm Quilter
 905-516-2816
 sandra.croley@gmail.com


"WHERE QUALITY & SERVICE MATTER"



*Cherished
 pieces*
 For Quilters & Sewists

Cynthia & Bill Hildebrand
 142 Broadway Street
 Tillsonburg, On N4G 3P8
 519.842.2658

Cynthia@CherishedPieces.com
 www.CherishedPieces.com



**Topp
 Stitched**
 Longarm Quilting

Jayne Ryder
 Port Dover, ON
 519-583-3544
 toppstitched@gmail.com