



Nine Patch News: Haldimand Quilters Guild

<https://www.alininspirations.com/haldimand-quilters-guild.html>



March 3, 2025

Reminders:

- ⇒ Our meetings are fragrance free.
- ⇒ Meeting: Mon. March 3 at 6:30 PM
- ⇒ Feb 24 SEWday. March 17.
- ⇒ Log Cabin Block exchange - ongoing
- ⇒ **SAVE the DATE: Anniversary Tea, May 5, 2025**
- ⇒ **Paper Piecing with Sherra March 22 & 29, 9:30 AM**

NOTES:

- ⇒ Please remember: Tea challenge.
- ⇒ AG Day booth—we will not be getting a booth
- ⇒ We need items for the baskets at the tea

PROGRAM:

March: Featuring guild members and their quilting journeys.

April: Guest speaker, Kim Anderson



Newsletter deadline
3rd Monday of month.

Photos by
Debbie Allan

PAPER PIECING WORKSHOP WITH SHERRA

*March 22 AND 29. * Room for 2 more.

Cost: \$25. 9:30 AM—3 PM

Paper Piecing

The cost will be \$25...bring a bagged lunch.

Pictures in this newsletter.

From Debbie's Desk...

Mother Nature decided to throw a weather tantrum at our February meeting night. Everything from thick fog, sprinkling rain, foggy patches and snow showers were in the mix. She was making a crazy patch weather quilt across our countryside.



Despite this, we had a fantastic turnout, we acquired a new member and we had a visitor. Various business tasks were handled, our log cabin exchange continued, and we received order forms for new guild wearables. Very exciting! Different parts of our upcoming tea were explained.

Program presented the history of yoyo's...the fabric ones and not the toy ones. Vanessa showed her Christmas tree and awesome yoyo monkey. Several members brought in their yoyo items for our enjoyment, and we had an amazing antique yoyo quilt!

We enjoyed a colourful and spectacular Show and Share.

MESSAGE FROM ZOEY: GUILD MERCHANDISE

Guild Merch Sale Order Forms will be given out at the February Meeting and orders must be placed by March Sew Day in order for them to be ready by the May Tea. All orders must be paid cash, no e-transfer. Any questions please reach out to Zoey 226-931-6568

MESSAGE FROM THE PRESIDENT

I want to thank everyone who has made donations so far for the Tea, there is a large number of items collected already. Also thanks to everyone that has volunteered with their time and ideas, everyone working together is what makes this guild and this event successful.

Note: sorting and packaging items for the Tea at SEWday Monday in February.



TEA CHALLENGE

Tea Challenge: what does agriculture mean to you? Make a wall hanging, placemat, a doll... Be creative just to show what our guild members can do and how creative we can be. If you are participating in the challenge, please have it done for the April 2025 meeting.

Size limit is approximately 42" x 44". Any questions, email Vanessa or message Debbie.



Haldimand Quilters Guild, Hagersville United Church**Meeting Minutes – February 3, 2025**

Meeting was called to order by Shirley at 6:30 pm, with 30 Members and 1 Guest. Correspondence – sympathy cards were mailed to Lynda Connor, Debbie Allan and Vanessa Allan on the passing of Lynda's Mother (Debbie's Aunt and Vanessa's Great-Aunt). Lynda, Debbie and Vanessa thanked the Guild.

Our Minutes from January 6, 2025, were accepted. Moved by by Jane B., seconded by Sherra. Carried.

Debbie had information on a quilt retreat at Port Clark, just minutes to Lake Huron. She will share more in the next newsletter.

Kathy Hird was away, so we will discuss her BOM and Walk Around Haldimand next month.

Kathleen gave the Treasurer's Report – we currently have \$5,987.18 in our account. Casey has some Tea Ticket money to be deposited as well.

Sherra has information about the next Quilt Retreat at H.U.C. on March 22 & 29/2025. The fee is \$25 for this Paper Piecing adventure. Bring a bag lunch. Sherra has a sign-up sheet and advises that there will be no changes in this one.

Sandra sorted the blocks for our Log Cabin Exchange. Thanks, Sandra, we appreciate your efforts in keeping us on track with this.

Tricia has some good mug rug ideas and we need about 15 more. She needs some wide-mouth or jelly jars, teacups, mugs, and small items to put in the bundles. Also suggested were pin holders, bookmarks, etc. She would appreciate these being dropped off at her home. Tricia and Teri will be wrapping the Table Favours in tulle.

Shirley belongs to a knitting club in Caledonia and advised that Monica Ward was moving to long-term care. She has donated some items for the Tea. We will send her a thank you card for her donations.

Madeline Hagan is back in treatment for cancer. Please keep her in our prayers. Madeline has been such a help at our celebratory Teas.

For the Tea, we will be doing bundles of fabric – things are shaping up very well. We will be collecting fat-quarters for sale, or 1-yard pieces.

Sandra has had a donation by one of her customers who no longer sews. It will be at our Sew Day to be gone through.

Regarding Ag Day for June 2, 2025 – Shirley noticed that it requires proof of \$2M in liability insurance. The Guild does not carry any liability insurance, and Shirley expected that Haldimand County would be covering Ag Day.

Moved by Casey that we not have a booth unless the County provides insurance, seconded by Tricia. Carried.

As Julie Yong was away, Tricia advised that she would leave quilts in the HQG cupboard at H.U.C.

After our break, we enjoyed the Program put together by Vanessa and Sherra on Yo-Yo's. Some history was shared. Some brought in examples to share, from Christmas trees, monkeys, wall hangings, etc. Three people won fabric from Debbie's stash – Ann T., Margaret & Ida – congratulations.

We will have a speaker at our April meeting – Kim Anderson.

Show & Share – Nadine, Lucy, Ann, Jane B., Shirley, Gaye, Terry, Sandra, Tricia and Janice.

Our Community Outreach Draw winners were Monica, Ann T., Shirley, Lucy and Lynn. We also had our in-house draw.

We decided to not have a cake for the HQG Anniversary next month as Shirley is getting cupcakes for the Tea.

Our next Sew Day will be at HUC February 24th at 9:30 AM (Note the change of date). Please remember the potluck lunch and your projects to work on. There are lots of things to do to get ready for our Tea.

Our next meeting will be at HUC on March 3, 2025, at 6:30 pm.

Meeting was adjourned at 8:30 pm.

Shirley Kellar, President

Janice Christ, Secretary,

February 3, 2025

**Haldimand Quilters Guild
celebrates with a Special Luncheon
“Quilting Thru Time”**

MONDAY, May 5th, 2025 .. door opens at 11:00am ..



Presenting our Guest Speaker ...

Get ready to take a stitch in time! A *Masters in History* from McMaster University, a *Master of Museum Studies* from the University of Toronto, Geneva has over 8 years of experience in both archives and museums and continuously seeks to research, preserve, and share the invaluable local histories of Ontario throughout her work. Geneva's talk will explore "the fabric of our society" through each stitch in time and how quilting can tell stories and share memories.

Geneva Gillis, M.A., MMSc.
Curator, Cayuga Heritage Centre

Tickets are limited, book now!

Hagersville United Church, Main Street, Hagersville

'Only \$25 per person, includes Lunch'

For your enjoyment there are draws, a penny sale table & MORE !

*Tickets are limited ... to book your tickets, contact Casey Hewson at 905-818-1436 or e-mail miss.hewson@live.com

Visit us on Facebook <https://www.facebook.com/HaldimandQuiltersGuild/>

Executive 2024 to 2025

Secretary - Janice Christ

Newsletter/ Membership- Aline Chan

Treasurer - Kathleen Blomvist

President - Shirley Kellar

Vice President & Program: Vanessa Allan

Program - Sherra Britton

Advertising - Nadine Howard

50/50 - Kathy Hird

Photographer - Debbie Allan



SEW AND SHARE



A NOTE FROM ZOEY

I am going to be organizing a “merch” sale for the guild, as a way to represent our guild in the community! I have spoken to Amanda at Brantford Apparel... if we have 24+ orders the prices will be: Hoodie: size small to 5XL and material is 50/50 cotton and polyester \$26 + HST

Zip Up: size small to 5XL and material is 50/50 cotton and polyester \$35 + HST

Crew Neck: size XS to 5XL and material is 50/50 cotton and polyester \$24 + HST

T-Shirt: size small to 5XL and material is cotton polyester ratio dependant on the colour \$11 + HST

I have a mock up of the hoodie and the zip up.... all the lettering and blocks on the back will be in white (this keeps costs down) but I will have 5 options of colours for the actual hoodie, zip up, crewneck and t shirt.

The next sew day and guild meeting , I will have a sample of the crew neck and t-shirt that she made for me previously. I will have an order sheet made up for the next meeting. Orders must be paid cash (no e-transfers). There is no limit on orders—you can buy one of each or multiples of one! All order must be placed by April 8th meeting. Any questions, please reach out to me!

If you google Jerzees and then the colour name, it will come up but I will have colour swatches on the order forms as well.... I tried to keep the colour fun but still wearable. Each garment has different colours available that is why they are all different!

ZIP UP
 Black
 Graphite grey
 Forest green
 Maroon
 Royal blue

HOODIE
 Scuba
 Blue
 Black
 Denim
 Military green

CREWNECK
 Sapphire blue
 Heliconia Pink
 Black
 Graphite grey
 Forest green

TSHIRT
 Tropical blue
 Indigo blue
 Mint green
 Black
 Kiwi

Colours available in different styles



Quilting Corners Guild Presents

Stitching Among Friends
 QUILT SHOW

June 7 & 8, 2025 10:00 am to 4:00 pm

Viewer's Choice Award Winner 2023 - Senora Baldry -

Jungle Walk for a Cause
 Herebrained Happenings

Alliston Curling Rink, 52 Albert St.,W, Alliston, ON

Admission Adults - \$10.00
 Children (12 & Under) - \$ 5.00

Quilts, Wall Hangings, Quilted Apparel
 Mini Auction, Quilt Raffle, Merchant Mall
 Bed Turning, Tea Room, Corner Store

Free and Handicap Parking www.aqcguild.edublogs.org

SHOW & SHARE



SHOW & SHARE



Tiny Quilts with Anne Jay

Here are February's & March's tiny quilt patterns. The Easter Egg, the Umbrella, the Bumble Bee, the Pincushion and the Butterfly tiny quilts to make. If you have any of your tiny quilts completed, bring them in for show & share. We would love to see what you have made.

Remember, you can add your own interpretation and embellishments.

Get creative! Have fun!

Keeping you in stitches, Anne


Easter Egg

OMG, have fun with your 'no calorie' Easter Egg. Different fancy stitches in different colours and different fabrics



Umbrella Block (April Showers)

Use Iron-on crystals for the rain. Or you can stitch raindrops.



Bumble Bee



Add seed beads for eyes. Hand Stitch the antenna. Use a sheet fabric or netting for the wings. Have fun with your little buzzer.

Tiny Quilts with Anne Jay

Have fun making your butterfly very colourful by using coloured thread and some fancy stitches on your sewing machine. You can cut your wings in one piece and use your stitching to show both wings. Stitch the antennae with black thread.

You can cut the body in one piece and stitch the inside for head and top body portion.

Add a seed bead for an eye.



Cut your pincushion as one piece. Add the green top using steam-a-seam. Same for the strawberry. Stitch your lines. You can stitch your pins and use beads for the top or you can use actual straight pins.

Deck the Halls

DESIGN BY CHRIS MALONE

Yo-Yo Tree Ornament

Turn your Christmas fabric scraps into gorgeous ornaments for the tree or for gifts.

SPECIFICATIONS
Skill Level: Beginner
Ornament Size: 3" x 4",
excluding hanger

MATERIALS

- 6 coordinating scraps
- Basting scraps
- Thread
- Wooden spool, small vintage spool with thread or new empty spool
- 4 (1/2"-1/2") round flat buttons
- 1/4" white star button
- No. 8 pearl cotton
- No. 5 pearl cotton to wrap spool (optional)
- Fabric glue
- Long large-eye needle
- Template material
- Basic sewing tools and supplies

CUTTING
Prepare a template for each size circle using patterns given. Cut as directed on patterns.

COMPLETING THE YO-YO'S

1. Pair each fabric circle with a batting circle half the size of the fabric circle; for example, a 6" fabric circle with a 3" batting circle.
2. Center the batting circle on the wrong side of the fabric circle; with pin on the right side of the fabric, pin to secure.
3. Thread a needle with a doubled length of thread and knot the end.
4. Finger-press a 1/8" hem to the inside of the fabric as you sew 1/4" gathering stitches all around the edge of the circle, close to fold as shown in Figure 1.




Figure 1

5. Pull the thread to gather the edge into a tight circle, moving the hole to the center with your fingers as you pull as shown in Figure 2. **Note:** The batting will fit inside the circle and give more body to the yo-yo.




Figure 2

6. Repeat steps 2-5 to complete one yo-yo in each size.

COMPLETING THE ORNAMENTS

1. Apply small dots of glue to the back of each round button, placing glue on the outer edges and not in the center.
2. Press a button to the top center of each of the four largest yo-yo's as shown in Figure 3. **Note:** Buttons serve as spacers between the layers.




Figure 3

3. To assemble the tree, thread a long large-eye needle with an 18" length of No. 8 pearl cotton and knot one end—do not double the thread.
4. Coming up from the center back of the largest yo-yo, go through the button and into the center back of the next largest yo-yo. Go through that button and repeat with the four remaining yo-yo's in descending sizes. **Note:** There is no button between the top two yo-yo's.
5. Bring the needle up through the hole in the center of the smallest top yo-yo and up through the holes in the star button from the back to the front and then to the back again.



6. Leaving a 2" loop for a hanger, take the needle back through the star button and through all the yo-yo layers to the bottom again. Pull the stack together with the star touching the treetop and knot the thread at the bottom as shown in Figure 4.






Figure 4

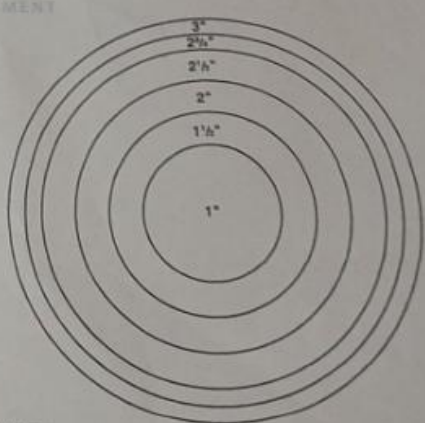
7. If using a new empty spool, apply a thin layer of glue to the center and wrap No. 5 pearl cotton in rows all around to cover.

8. Glue the spool to the center of the largest bottom yo-yo to finish. **QW**

YO-YO TREE ORNAMENT
TEMPLATES

Yo-Yo Tree Ornament
Placement Diagram 3" x 4",
excluding hanger



Go to **QuiltersWorld.com** and log in using your subscriber email address or newsstand code QQ0577 to download templates for easy printing.

WEB BONUS AVAILABLE



PAPER PIECING WITH SHERRA March 22 and 29, 9:30 AM—3 PM



**“Y” KNOT QUILT SHOW
AND SALE**

June 1st 2025
10:00am to 4:00pm

Rain date June 8th

Outside at the Falstaff Family Centre
35 Waterloo St. Stratford.

For More Information go to www.yknotquiltshowandsale.com

UPCOMING QUILT EVENTS

2025 Shows

April 26, 27: Quilted Treasures, Region of York Quilters Guild

March 22, 29: Paperpiecing at Haldimand United Church

May 2, 24 Pieced of Magic, Oxford Quilters Guild

May 15-19: WEFTFest Festival, TriSisters Art House,
St George Banquet Hall, Waterloo

May 28, 29: Etobicoke Quilt Fever

May 30, 31 Halton Quilters Guild—Stitches in Our Time, Sheridan Conference Centre

June 1—Y Knot Show & Sale, Stratford. See poster in newsletter.

June 18-21, 2025 Quilt Canada, International Centre, Mississauga

Join us May 15-19, 2025 at the St. George Banquet Hall, Waterloo, for 5 days of fibre arts.

This year, we are pleased to present Canada’s most significant heritage artwork, Quilt of Belonging. A richly coloured portrait of the human family, Quilt of Belonging is a 120-foot (36-metre) long collaborative textile art project. Its 263 blocks represent the rich cultural heritage of all of Canada’s First Peoples and all of the nations of the world as we enter the new millennium.

Friday May 16 to Monday May 19 the festival will be open to everyone from 10am – 5pm. \$15 door fee.



QUILT SHOW 2025

Pieces of Magic
- PRESENTED BY -
Oxford Quilters' Guild
(part of the Ingersoll Creative Arts Centre)

MAY

FRIDAY 2nd 10AM TO 6PM	SATURDAY 3rd 10AM TO 4PM
-------------------------------------	---------------------------------------

Location: Embro Zorra Community Centre
355644 35th Line, Embro, ON N0J 1J0

Admission: \$10

FEATURES:

- Over 200 new quilts by members
- Guild challenges
- Door prizes
- Merchant mall
- Boutique of hand made items
- Tea room
- Raffle quilt (draw Saturday at 3pm)

For further information contact: Gwen Tracey
gwentracey@execulink.com
519-495-6192 or visit our website
www.oxfordquiltersguild.org

Etobicoke Quilters' Guild Quilt Fever 2025

An amazing display of colour and talent featuring traditional to modern quilts, fibre arts and lots of quilty fun!

Café • Door Prizes • Pick-to-Win • Merchants Mall
Members Boutique • Quilting Demonstrations

March 28 - 10 am - 5 pm
March 29 - 10 am - 4 pm
Admission \$10.00

Neilson Park Creative Centre, 56 Neilson Drive, Etobicoke, ON, M9C 1V7

Info at: etobicokequiltersguild.com

WEFT FEST

Featuring: Quilt of Belonging

May 15 - 19 2025

St. George Banquet Hall

1-226-934-4729
 www.thequiltedboutique.com



The Quilted Boutique
 Fabrics - Quilts - Sewing

Sandra Croley
 The Cro's Nest
 Longarm Quilter





905-779-3008
 sandra.croley@gmail.com
 quiltingatthecrosnest.blogspot.ca



The Quilting Corner
 We Sell Handi Quilter Machines and Supplies
 Hrs: Mon-Sat 9am-5pm, Sun 1-5pm
 Free delivery and pickup

Supplying All your Quilting Needs Including Longarm Quilting
 Phone: 519-426-6705, Website: quiltingcornersimcoe.com



Topp 
Stitched

Longarm Quilting

Jayne Ryder
 Port Dover, ON
 519-583-3544
 toppstitched@gmail.com

"WHERE QUALITY & SERVICE MATTER"

Cherished pieces 
 For Quilters & Sewists

Cynthia & Bill Hildebrand
 142 Broadway Street
 Tillsonburg, On N4G 3P8
 519.842.2658

 Cynthia@CherishedPieces.com
 www.CherishedPieces.com



Halton Quilters Guild
 Spring Quilt Show

Stitches
 In Our Time

Friday, May 30th, 2025
 9:30am to 5:00pm
 Saturday, May 31st, 2025
 9:30am to 5:00pm

Sheridan Conference Centre
 1400 Trafalgar Road | Oakville

Merchant Mall | Tea Room with Outdoor Patio
 Tombola | Spool Pull

Judy Lyons - Certified Quilt Appraiser will be onsite
 for appraisals (appointments required) and demos

Admission: \$10

Please visit www.haltonquiltersguild.ca | haltonquilters@gmail.com

