



Nine Patch News: Haldimand Quilters Guild

<https://www.alininspirations.com/haldimand-quilters-guild.html>
MARCH 2026



NOTES:

⇒ Our next General meeting is Monday, March 2 at 6:30 PM at the Hagersville United Church.

- Next SEWday is March 16.

MESSAGE FROM SHIRLEY:

Ricardo will be at March 16 SEWday. Signup sheet will be at the March 2 meeting. \$60 cash for sewing machine tuneup, \$5 to sharpen scissors.



Reminders:

- ⇒ Our meetings are fragrance free.
- ⇒ SEWday March 16: Potluck
- ⇒ QUILT-DU-KO reminders—take your blocks to Sandra before the meeting starts.
- ⇒ Block Lotto—please take your blocks to Kathy when you arrive.

Newsletter deadline
3rd Monday of February

Photos by
Debbie Allan

MESSAGE FROM OUR PRESIDENT VANESSA

March: We will be having a members' trunk show featuring the masterpieces of Ida, Rita and Chris.

April : we still need speaker confirmation.

We hope everyone is having fun from the workshop we are doing. Hopefully, everyone is keeping busy and staying safe. As this is our anniversary month, we will be having cake. March 2 is our actual anniversary.

Thanks,
Vanessa



From Debbie's Desk...

It was nice to see everyone out for our meeting night. Block Lotto had 70 jewel-tone chandeliers returned. The two lucky winners were... Gaye Hogg and Marilyn.

For next month same block BUT with a black background. The jewel tones should look amazing. Number 5 block in the Quilt-du-ko exchange was shared. Number 6 is next.

Program was a review on quilting acronyms. We all learned a few new ones. Some UFO's (unfinished objects) and WIP's (work in progress) were shared.

Then show and share began with a stunning jellyroll quilt that had a designer original backing. Our eyes were treated to a colourful and varied parade of items. Baby quilts, matching moose, t shirt quilts. Tote bags and zipper pouches. Many quilts for donation too.

The only good thing about the weather tantrums....we got to spend more time making our machines hum. Hoping for decent weather this month so we can get back to our sewdays and potluck lunches.

On Family Day, our quilting family had an awesome playday. So many projects and happy humming sewing machines. There were selvedge projects, cross-stitch and lots of homework being done. Our 2nd class in our mystery workshop is coming soon. Lots of prep work.

We also had some wonderful fabrics donated....they were quickly scooped up - more quilts in the creation state for South Coast Community Caring for Cancer. Lunch was a comfort food day.... chili, sweet & sour meatballs. Wonderful salads and pizza A noodles beef casserole rounding out the selection.

Dessert was bite sized turnovers plus an exquisite ice cream cake. No Pic of the cake...sorry but it disappeared quickly.

Debbie



MESSAGE FROM KATHY HIRD: BLOCK LOTTO

PLEASE HAND IN YOUR February BLOCK as soon as you come in!

TERRY BOOTH will be presenting her block for March.

QUILT-DU-KO with Sandra CROLEY

If you are participating in the Quilt-Du-Ko exchange, please drop your blocks to Sandra before the meeting begins. If you would like to join, please see Sandra.



**HALDIMAND QUILTER'S GUILD
MINUTES FROM FEBRUARY 2, 2026 MEETING**

Thirty members and one guest of the Guild met at the Hagersville United Church (HUC) for our business Meeting. Vanessa called us to order at 6:36 pm.

Our Minutes from January 5, 2026, were accepted by a motion made by Rita, seconded by Nadine. Carried.

There were cards sent to Jane, Lois, Sherra and Gail.

Treasurer's Report – Kathleen advised that we currently have \$5,203.10 in our account. There was a motion to approve this report from Anne, seconded by Gail. Carried. Regarding our donation to the Hagersville Food Bank in January, there was 30 lbs. of food collected and \$530 in cash donations.

Kathy – Walk Around Haldimand – we added 709" in January for a total of 977,844" to date.

Kathy advised the Block Lotto list somehow missed February. A consensus of the Guild was that we would do the Chandelier block from last month but with black background instead of the white. There were 70 blocks handed in this evening, enough for 2 quilts. Marilyn was the 1st winner, and the 2nd was Gaye.

It is our 34th Anniversary on March 2, 2026, Marilyn volunteered to get a vanilla/chocolate cake for the occasion. It is only 11 meetings until our 35th Anniversary on April 5, 2027 "Then & Now – our 35th Year Anniversary". Volunteers needed. We will be making pin cushions for the table favours. Tricia volunteered to collect the pin cushions – chickens, mice, etc. Debbie has designed our Anniversary Quilt, there will be a shopping trip with Shirley & Ida to get fabric to start working on this. It was suggested that we are to wear our Spring hats for the Gala Luncheon.

West Haldimand General Hospital needs quilt for spring raffle, golf tournament in September and November for the Christmas auction. Tricia suggested a Chandelier quilt for the golf tournament 60 x 60". We will check our cupboard on Sew Day to see what we have already.

Several members requested that we get Ricardo to come sometime soon for cleaning our sewing machines. Shirley will contact him and advise.

Show & Share – Janice, Rita, Shirley, Vanessa, Marilyn, Monica, Ann T, Lucy, Aase and Kathy H.

It was agreed that Janice's jelly-roll quilt would be appropriate for the Golf Tournament donation.

For the Program this evening, Vanessa quizzed us on Acronyms for Quilters. Such as WIP with examples from Linda, 1" finished 25 squares/block. Teri is working on temperature blocks for 2026, and Shirley has a chandelier quilt.

Sandra – Quilt-Do-Ku block – emailed out the next block to get working on in February.

Community Outreach Draw – Sue Harris (guest), Lucy, Betty, Nancy, and Kathy H.

Important Dates to note:

Mystery Quilt Workshop – February 7/26

Sew Day – February 16/26 (Family Day)

Next Meeting – March 2/26

We closed our meeting at 8:15 pm.


Vanessa Allan, President

Janice Christ, Secretary

Dated: January 5, 2026

Our February meeting recap...

More pictures can be found on our FB page...



Show & Share



Executive 2025 to 2026

President - Vanessa Allan

Vice President - Zoey Peters

Secretary - Janice Christ

Newsletter/ Membership - Aline Chan

Treasurer - Kathleen Blomvist

Past President - Shirley Kellar

Program - Sherra Britton, Vanessa Allan, Zoey Peters

Block Lotto interim Kathy Hird for Sherra Advertising - Nadine Howard

50/50 - Rita Garvey

Photographer - Debbie Allan



BLOCK LOTTO February

Kathy Hird

9" Chandelier, with a dark background and prints in jewel tones. Kathy advised that 2 – 2 ½" WOF strips of background colour make 3 squares.

To be returned at the March 2nd meeting.



This block is a simple straight forward block to construct. It's made up of 7 pieces. You need three pieces of the same colour and four pieces for the background.

I would like you to use rich jewel tones for the colours- ruby red, emerald green, topaz, - virtually any colour will work. Keep the background white or very light cream.

The finished block will be 8.5" (unfinished is 9"). To make a 60"x60" quilt you will need 41 blocks. If you wish to make more than ONE block please feel free to go ahead.

Kathy Hird




construction

Seam allowances are ¼" unless otherwise noted. Arrows indicate pressing direction. Sew fabrics with right sides together.

MAKE THE BLOCKS

Seven-Patches

- To make 1 block, gather the following:
 - 1 square 5" x 5" of Print 1
 - 2 squares 2½" x 2½" of Print 1
 - 2 cream rectangles 2½" x 5"
 - 2 cream rectangles 2½" x 7"
- Sew 2 cream rectangles 2½" x 5" to the sides of 1 square 5" x 5" of Print 1. *Fig. A*
- Sew 1 cream rectangle 2½" x 7" to 1 square 2½" x 2½" of Print 1. Make 2. *Fig. B*
- Arrange the units from Steps 2 and 3 into rows, as shown. Sew together the rows and press. *Fig. C*
- Repeat Steps 1–4, using each matching print pair to make 41 blocks.



Do You Know your Quilt Acronyms?

- | | |
|------------------------------------|--|
| BOM - Block of the Month | SABLE - Stash Accumulated |
| DSM - Domestic Sewing Machine | Beyond Life Expectancy |
| FART- Fabric Acquisition Road Trip | SEX - Stash Exhancing eXperience |
| FOB -Fear of Binding | SID - Stitch in Ditch |
| FQ - Fat Quarter | SnW - Stack and Whack |
| HST- Half Square Triangle | Squishy - Envelopes filled with swap fabric or gifts sent through the mail |
| LA - Long Armer | STASH - Special Treasures All Hidden Secretly |
| LAQ - Long Armer Quilter | TGIF - Thank God It's Finished |
| LQS - Local Quilt Shop | TOT - Tone on Tone |
| MAQ - Mid Arm Quilter | UFO - Unfinished Object |
| OBW - One Block Wonder | VIP - Very Important Project |
| PhD - Projects half Done | WHIMM - Works hidden in my Mind |
| PIGS - Projects in Grocery Sacks | WIP - Work in Progress |
| PP - Paper Piecing | WISP - Work in Slow Progress |
| QAYG - Quilt as you go | WWIT - What Was I Thinking |
| RR - Round Robin | WOF - Width of Fabric |
| | WOMBAT - Waste of Money, Batting and Time |

UPCOMING QUILT EVENTS

Quilt Show

New Millennium Quilters' Guild Quilt Show

Friday, May 29, 2026 – 10:00 A.M. to 5:00 P.M.

Saturday, May 30, 2026 – 10:00 A.M. – 4:00 P.M.

Mildmay-Carrick Recreation Complex, 24 Vincent Street, Mildmay, Ontario

Google these shows for locations.

Water Under the Bridge Quilt Show in Port Edward Ontario - June 5

Common Thread Biennial Quilt Show in Ottawa ON Canada - June 12

Stitches in Bloom Quilt Show in W Chatham Ontario Canada - June 1

Prince Edward County Quilters' Guild Show in Ontario - July 11

SHOW & SHARE



QUILT SHOW 2026
hosted by Trent Valley Quilters' Guild

“BEHIND THE SEAMS”

FEATURED ARTIST - DIANNE FULLER
6 & 7 June 2026
Open 10-4 each day

\$10 Adult admission • \$5 for children 12 and under • Cash or Debit • Ample Free Parking
Raffle Baskets • Vendors • Scissor Sharpening • Tea Room • Artisan's Market
Comfort Quilts & Quilts of Valour on site
King Edward Park Community Centre, 75 Elizabeth Street, Brighton, Ontario

Hanging By A Thread

Oakville Fibre Artists 6th Show
March 7 - April 3, 2026

Meet the Artists
Saturday March 7, 2026 2:00 to 4:00pm

Queen Elizabeth Park Community and Cultural Centre
MAIN GALLERY
2302 Bridge Road, Oakville, ON

SAVE THE DATE **PLAN YOUR VISIT**
Monday-Friday 9 - 9 pm Saturday and Sunday 9 - 5 pm

- FREE admission and parking,
- Easily accessible building
- Take and Make Fibre Art Kits
- Guided Tours will be available
- Facebook: The New Oakville Fibre Artists Page
- Instagram: ofaokvillefibreartists
- CQA Guild Member

Haldimand Quilters Guild meets at the Hagersville United Church, 34 Main St S, Hagersville, the First Mondays of the Month, 6:30 PM. SEWdays on the 3rd Monday of the month at 9:30 AM. Website: <https://www.alininspirations.com/haldimand-quilters-guild.html>

Please support our advertisers



The Quilting Corner
 We Sell Handi Quilter Machines and Supplies
 Hrs: Mon-Sat 9am-5pm, Sun 1-5pm
 Free delivery and pickup

Supplying All your Quilting Needs Including Longarm Quilting
 Phone: 519-426-6705, Website : quiltingcornersimcoe.com



CANADIAN
Quilters

Courtepointes
 CANADIENNES



Sandra Croley
 The Cro's Nest
 Longarm Quilter

905-516-2816
 sandra.croley@gmail.com


"WHERE QUALITY & SERVICE MATTER"



*Cherished
 pieces*
 For Quilters & Sewists

Cynthia & Bill Hildebrand
 142 Broadway Street
 Tillsonburg, On N4G 3P8
 519.842.2658

Cynthia@CherishedPieces.com
 www.CherishedPieces.com



**Topp
 Stitched**
 Longarm Quilting

Jayne Ryder
 Port Dover, ON
 519-583-3544
 toppstitched@gmail.com