

FULL DAY CLASS
J is for Jackalope
 with **DEBBIE THOMPSON-WILSON**


According to Wild West lore, the jackalope is a cross between a jack rabbit and an antelope. Over the day we will be creating a small folio containing an ink and watercolour rendition of this mythical creature integrated with a decorated capital “J”. Exemplars provided instruction on “rope” script and some easy monoline letters with serifs can be added to images or text in our fold-out folio. We will finish with some fancy gold or silver filigree decorated western motifs.

Supplies: HB and 5B pencils, kneaded eraser, basic watercolour set or watercolour pencils, couple of small brushes (size 1 or smaller), waterproof black fine marker (Micron or Pitt), palette or china plate for colour mixing, water container, paper towels, scissors, ruler, glue.

Supply fee of \$5 payable directly to instructor includes watercolour paper, handouts and miscellaneous supplies.

Suitable for all levels

Maximum number of students: 15



FULL DAY CLASS
COWPOKE
COUTURE with
LILY YEE-SLOAN

Art you can wash and wear! Learn to

wrangle textile markers to showcase your monoline or drawn letters or handwriting. Or sling fabric paint to lay down your brush calligraphy. Upcycle your favourite gear (faded jeans, shirt, apron) or transform a homestead staple (tea towel, pillowcase) or decorate fabric for your next quilt. For your first rodeo, stay in the saddle with a woven cotton – leave your t-shirt knits and fine silks at home. Calling all cowpokes to ink your clothing on purpose!

Supplies: new or vintage textile item 100% cotton preferable, but at least 50% cotton works, one or more fabric markers any point size, any colour(s). (Lily uses SetaSkrib+ or 7A by Pebeo and Tee Juice by Jacquard, any erasable fabric liner (Pilot Frixion heat erasable pen is easy to use), folded cloth (old tea towel) for padding when lettering, small pointed brush, mixing palette and mixing brush, water container, ruler, masking tape, scissors, pencil, eraser, paper towels or rag.

Optional: text or design, alphabet or Zentangle exemplars you need, ¼” to ½” flat brush if you do brush lettering, Golden brand tube or fluid acrylic paints).

Supply fee: \$10 payable directly to instructor for practice cotton, fabric paint and media

Suitable for all levels

Maximum number of students: 12

Before class: pre-wash your cotton item, do NOT use fabric softener or dryer sheet.



FULL DAY CLASS - DESIGNING WORDS
 with **MARK LURZ**

A contemporary approach to the Italic script. Includes pen manipulation, dancing letters and the overall design of words or names.

Supplies: broad edge nibs, minimum width 2.4 mm, Pilot Parallel pen or 1.5 Mitchell nib, ink, soft pencil eraser, ruler, coloured pencils, scissors and paper with tooth. Mark will have tools to borrow and for sale: Rhodia paper pads, pen holders, Mitchell nibs and ink.


Participants should have a basic knowledge of the Italic script.

Maximum number of students: 15.

IMPORTANT

- Masks may be worn as a consideration to all participants and teachers
- Please refrain from using scented products
- Guelph Collegiate DOES have stairs
- You may wish to bring cold cash to spend in our vendor marketplace, Scribe’s store, card raffle and silent auction
- Prize for best costume

HALF DAY CLASS – MORNING



OUTLAW VERSALS with VICKIE PEART

Howdy partners! Are you aiming to be a calligraphy outlaw? Well come on down to the ABC Corral and start breaking the law of traditional versals. We will start as law abiding citizens with simple skeletal shapes and then lasso the letters with rebellious and gestural strokes and colour outside the lines! Think Outlaw Versals with Pen Slinger personality.

Supplies: graph pad, pencil and sharpener, eraser, fine technical pen, fine nib (Mitchell 5 or 6, or Tape .5, could also be pointed pen nib), waterproof black ink, ie sumi (if you don't have it Vickie will provide), small paintbrush, water container, watercolour (a few colours or a watercolour pan set if you have, ie Prang).


Supply fee: \$5 payable directly to instructor

Suitable for: all levels

Maximum number of students: 15

HALF DAY CLASS - AFTERNOON

ALL ROADS LEAD TO SPAGHETTI WESTERNS



With

KAREN HEWSON

Roman cursive was the handwriting used by government officials, businessmen and teachers back in the day. It is totally illegible

but fun to use as an added element. After a quick look we will be making several background papers with Romans. Then we will overlay those papers

with the Roman cursives. If time permits we will gather our pages into a small book.

Supplies: walnut ink, black or sumi ink, coloured gouache, Speedball nibs C2 or C4 (or equivalent), No. 2 pointed paintbrush, water container, pencil. All paper will be provided.

Supply fee \$5 payable directly to instructor.

Suitable for intermediate level – students should have prior experience with Romans.

Maximum number of students: 15

Program

8:00 am	Registration and Refreshments
8:40 am	Welcome
9:00 am	Classes begin
12:00 noon	Afternoon Registration Lunch (bring your own; drinks provided) Scribe's Store open Vendors Marketplace Costume parade
1:00 pm	Silent auction closes
1:15 pm	Workshops
4:15pm	Workshops end
4:25pm	Silent Auction & Raffle winners Door prizes Scribe's Store tally
4:45pm	Closing Remarks

Break times to be determined by instructors

COST: Half day workshops \$45 each for Royal City and Hamilton Guild members as of January 15, 2023; \$70 for full day (see registration form for details)

Non-member cost \$75 half day, \$110 full day. Non-members can register March 1 if space permits



155 Paisley Street, Guelph

Ink Links is the mini-conference of the Royal City Calligraphy Guild normally held every other year

Registration is required