



Grand Stampers January 2024 Newsletter

VOLUME 24, NUMBER 1 ZOOM AND IN PERSON

HAPPY NEW YEAR !

January's meeting took place this past Saturday on the 13th. Due to the inclement weather, there were only 7 people present. Audrey Derii, Sheila Rogers, Clare Price, Susan Sholer, Elvira Lester, Dede Reiach and Lilo Breid.

Audrey Derii presided and welcomed everyone. For Show'n Tell Dede presented one card and Audrey three cards, all of them quite lovely.

For the month of **February** Dede has the following information:

I contacted Kris and she is looking forward to doing the fractured card demo in February. So there is a demo idea for our members and we can also bring in Valentines related stamps, sayings and ideas to share. Perhaps members would like to wear red, pink, purple or chocolate brown? lol

I will contact Aline and make sure that she does not demo the same idea that Kris is scheduled to do.

Thank You, Dede and Kris of course. Sounds like a super idea.



A fabulous door prize of \$ 25.00 was won by Lilo. Dede presented it in this gorgeous little box which she constructed herself.

Ellen Anscombe has forwarded an updated membership list. Any questions in regards to memberships please contact her at grandstampers@gmail.com.

The ZOOM meeting from Jan. 6, 2024 can be re-watched using the Zoom link provided by Aline: <https://youtu.be/gxHzO6owROI>

Aline demonstrated a fool-proof way to make a pinwheel card .

And her second project was a double pocket tea bag/Chocolates holder. You can reproduce these projects by watching the instructions on the You Tube Video.



The next Grand Stampers Zoom session will be Saturday, January 20 at 10 AM. Then March 2nd.

We're on the Web!

Visit us at:
<https://www.alininspirations.com/grand-stampers.html>

President/meetings facilitator:
Audrey Derii
Treasurer/Memberships:
Ellen Anscombe
Newsletter:
Lilo Breid
Door prize coordinator
Dede Reiach
Card Exchange Coordinator:
Kris Kerfont
Card secretary:
Betty Tapp.

Double pocket tea bag or chocolate holders, demoed on Zoom by Aline



This Junk Journal was constructed by Audrey and taught by Pat Ottaway-Bryan and Ellen Ancombe. Beautiful! So very vintage.

Dede's ZOOM Show'n Tell Cards :



Audrey's Show n'Tell

This is the card Susan Sholer demonstrated at our In-Person meeting.



Susan's Twist Card



Twist Cards by Sheila, Dede, Elvira, Audrey and Clare --- all in various stages of construction.






Audrey demonstrated and walked us through the assembly of this fun fold card concept.




Dede's




- 1) A piece of white CS 11" x 4 1/4" was scored at 2 3/4" and 8 1/4" .
- 2) Cut 2 pcs of red CS 5" x 1 3/4" each.(Mat)
- 3) One piece of DSP 4 3/4" x 1 1/2" and one of embossed white CS 4 3/4" x 1 1/2"
- 4) Label and decorations (Happy Valentines Day) as you wish.

5) For the inside pop up mechanism cut 2 pcs of white CS 5" x 1/4" each. Score at 1", 2 1/2" and 3 1/2" and glue two sides of them to the inside of the card as shown. Attach the pink hearts or butterflies.



Attachment of front panels



Two more examples of finished cards:



And this concludes my rather lengthy newsletter. I hope that I didn't forget anything.

